

# ***SKYTRAK***<sup>®</sup>

---

## ***Illustrated Parts Manual***

### ***Models 8042, 10042 & 10054***

S/N 0160045250 & After  
including 0160042754, 0160042762,  
0160042877, 0160042911, 0160043185,  
0160043220 & 0160043244 excluding  
0160045255

**31200732**

*Revised*  
*March 15, 2013*

***JLG***<sup>®</sup>

An Oshkosh Corporation Company

---





# EFFECTIVITY PAGE

April 4, 2012 - A - Original Issue of Manual

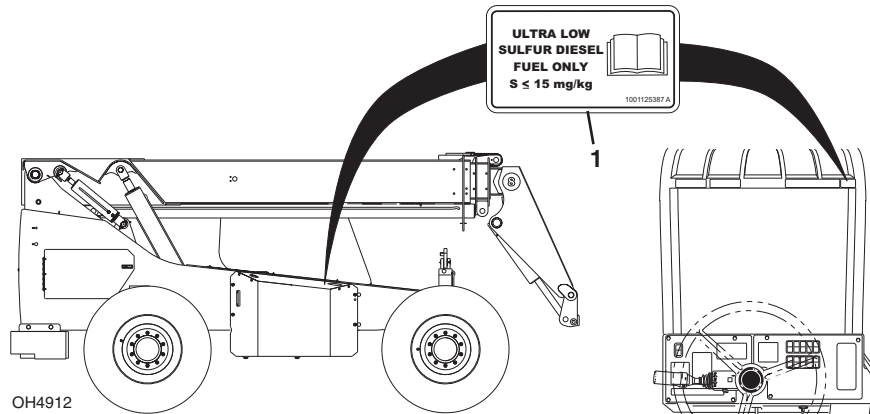
August 17, 2012 - B - Revised Manual

March 15, 2013 - C - Revised Manual

# EFFECTIVITY PAGE

## Machine Configuration

---



Two configurations of each machine are included in this manual. Determine if machine is equipped with Ultra Low Sulfur Fuel Decal (1).

If equipped with the Ultra Low Sulfur decal, all specific references to this machine configuration will be referred to as Ultra Low Sulfur (ULS) from this point forward.

If not equipped with the Ultra Low Sulfur decal, all specific references to this machine configuration will be referred to as Low Sulfur (LS) from this point forward.

## General Information

---

### 1. MACHINE IDENTIFICATION

Machines are identified by model and in some cases a combination of model, serial number (S/N) or regional standard (CE, AUS, ANSI). Components may also be identified by S/N or manufacturer. Common components that may be identified by these characteristics are attachments, engine, transmission and hydraulic components.

### 2. PARTS MANUAL ORGANIZATION

Product information in this manual is organized under section titles. Frame & Attaching Parts, Drive Train and Electrical are a few examples. Each section is organized by Figure and page number. The information within the Figure is then organized by item number, part number, description and corresponding illustration(s).

### 3. TABLE OF CONTENTS

A table of contents (TOC) is found toward the beginning of the manual. Figure number, description and page number are provided for quick reference to the page containing the related information.

### 4. RECOMMENDED SPARE PARTS

The Recommended Spare Parts, located near the end of the manual, references most frequently used maintenance parts.

### 5. PART NUMBER INDEX

A numerical index listing all part numbers and the corresponding page number(s) appears at the back of the manual.

### 6. NON-SERVICED PARTS

In some instances it is necessary to display non-serviced parts, assemblies or installations. In the case of assemblies and installations there will be a Ref in the Qty column and a note after the item description stating what is available for service within. In the case of parts that are not available for service within assemblies or components there will be a NSS (Not Sold Separately) listed in the part number column of the manual.

### 7. PARTS LIST ITEM NUMBERS

Numbers shown in the Item column correspond to numbers used in the associated illustration(s). Item numbers which are missing from sequence and are not shown in the illustration(s) are not used on that page.

### 8. INDENTED PART DESCRIPTION

An indented part description is included in the item under which it is indented.

### 9. ABBREVIATIONS AND SYMBOLS

AC .....	Air Conditioning	LB .....	Pound
ANSI .....	American National Standards Institute	LH .....	Left Hand
AR .....	As Required	LS .....	Low Sulfur
ASME .....	American Society of Mechanical Engineers	MAX .....	Maximum
ASSY .....	Assembly	MM .....	Millimeter
AUS .....	Australia	N .....	Newton
AUX .....	Auxiliary	NA .....	Not Applicable
CE .....	European Conformity	NLA .....	No Longer Available
DIA .....	Diameter	NSS .....	Not Sold Separately
EURO .....	European	OD .....	Outside Diameter
FT .....	Foot	OZ .....	Ounce
GA .....	Gauge	P/N .....	Part Number
GR .....	Grade	QTY .....	Quantity
HD .....	Head	REF .....	Reference
HYD .....	Hydraulic	REQ .....	Required
ID .....	Inside Diameter	RH .....	Right Hand
IN .....	Inch	S/N .....	Serial Number
ISO .....	International Organization for Standards	SAE .....	Society of Automotive Engineers
ITSDF ....	Industrial Truck Standards Development Foundation	STD .....	Standard
KG .....	Kilogram	ULS .....	Ultra Low Sulfur
kW .....	Kilowatt	V .....	Volt

### 10. ILLUSTRATION REFERENCE LETTERS

When necessary, illustrations may contain reference letters that are intended to track information from one point to another in the illustration such as harnesses and hoses or any other information that has been separated in the illustration.

**Note:** Due to continuous product improvements, JLG Industries, Inc. reserves the right to make specification changes without prior notification. Contact JLG Industries, Inc. for updated information.



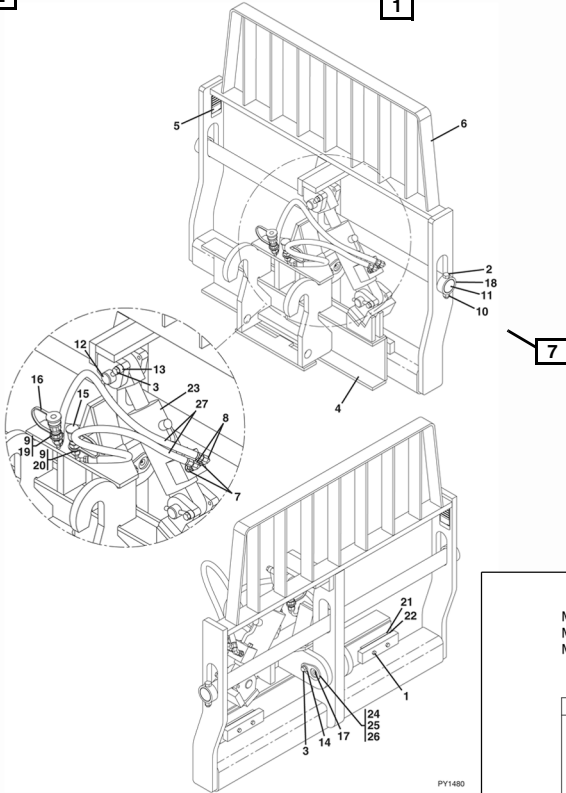
ATTACHMENTS

Model S/N 0160037799 & After  
Model S/N 0160037798 & After  
Model S/N 0160037793 & After

Figure 3-3 Side Tilt Carriage

2

1



PP1480

3-10

Model Designation

1

7

6

ATTACHMENTS



Model S/N 0160037799 & After  
Model S/N 0160037798 & After  
Model S/N 0160037793 & After

Figure 3-3 Side Tilt Carriage

Item	Part Number	Qty.	Description	Rev.
	1170054	1	50 IN SIDE TILT CARRIAGE, (includes all items)	C
	1001101956	1	60 IN SIDE TILT CARRIAGE, (includes all items)	C
	1170057	1	72 IN SIDE TILT CARRIAGE, (includes all items)	C
1	0641612	4	HEX HD CAPSCREW, 3/8-16X1-1/2	
2	0642032	2	HEX HD CAPSCREW, 5/8-11X4	
3	0681810	3	HEX HD CAPSCREW, 1/2-13X1-1/4	
4	NSS	1	CARRIAGE BASE	
5	NSS	1	S/N PLATE	
6	NSS	1	CARRIAGE, SIDE TILT	
7	2110606	2	CONNECTOR	
8	2172106	2	CONNECTOR, 90 DEGREES	
9	2110808	2	CONNECTOR	
10	3300240	2	LOCK NUT, 5/8-11	
11	3423275	1	50 IN FORK PIN	
	3423242	1	60 IN FORK PIN	
	3423276	1	72 IN FORK PIN	
12	3423307	2	PIN	
13	3841203	2	KEEPER	
14	4891800	1	WASHER, 1/2	
15	8420053	1	DUST CAP	
16	8420055	1	DUST PLUG	
17	88671001	1	GREASE FITTING	
18	90200003	2	COLLAR	
19	91403413	1	CONNECTOR	
20	91403414	1	CONNECTOR	
21	1001090063	2	WEAR PAD	
22	1001090064	A/R	SHIM	
23	Ref		HYDRAULIC CYLINDER, (see Figure 9-12 for details)	
24	1001090140	1	BEARING	
25	1001099113	1	PIN	
26	1001099115	2	SLEEVE	
27	1001102378	2	HOSE ASSY, 3/8X39	

XXXXXXX

Model Designation

3-11

**This Page Intentionally Left Blank**

# TABLE OF CONTENTS

FIGURE NO.	TITLE	PAGE NO.
<b>SECTION 1 –</b>		
<b>FRAME &amp; ATTACHING PARTS</b> .....		<b>1-1</b>
1-1	Frame & Attaching Parts .....	1-2
1-2	Covers .....	1-4
1-3	Outrigger Installation .....	1-6
<b>SECTION 2 –</b>		
<b>BOOM</b> .....		<b>2-1</b>
2-1	Boom Installation .....	2-2
2-2	First Boom Section .....	2-4
2-3	Second Boom Section .....	2-6
2-4	Third Boom Section .....	2-12
2-5	Fourth Boom Section .....	2-16
2-6	Extend Chains .....	2-18
2-7	Retract Chains .....	2-22
2-8	Quick Attach .....	2-26
<b>SECTION 3 –</b>		
<b>ATTACHMENTS</b> .....		<b>3-1</b>
3-1	Tilt Carriage .....	3-2
3-2	Side Tilt Carriage .....	3-4
3-3	50 In Side Shift Carriage .....	3-6
3-4	50 In Dual Fork Carriage .....	3-8
3-5	90 Degree Swing Carriage .....	3-10
3-6	Sheet Material Handler .....	3-12
3-7	Forks .....	3-14
3-8	Fork Mounted Platform .....	3-16
3-9	Lifting Hook .....	3-18
3-10	Fork Pin Lock Installation .....	3-20
3-11	Buckets .....	3-22
3-12	Grapple Bucket .....	3-24
3-13	Truss Boom .....	3-26
3-14	12 Ft Truss Boom with Winch .....	3-28
3-15	8 Ft Mast .....	3-30
<b>SECTION 4 –</b>		
<b>ENGINE &amp; ATTACHING PARTS</b> .....		<b>4-1</b>
4-1	Engine Installation .....	4-2
4-2	Cummins Engine .....	4-6
4-3	Fuel Tank & Lines .....	4-10
4-4	Radiator & Cooling Installation .....	4-14
4-5	Air Cleaner Installation .....	4-20
4-6	Exhaust Installation .....	4-24
4-7	Isolation Coupler .....	4-28

# TABLE OF CONTENTS

FIGURE NO.	TITLE	PAGE NO.
<b>SECTION 5 –</b>		
	<b>DRIVE TRAIN</b> .....	<b>5-1</b>
5-1	Drive Train Components .....	5-2
5-2	Front Axle .....	5-6
5-3	Front Axle - Input .....	5-8
5-4	Front Axle - Limited Slip Differential .....	5-12
5-5	Front Axle - Casing .....	5-14
5-6	Front Axle - M-Disc Brake .....	5-16
5-7	Front Axle - Brake .....	5-18
5-8	Front Axle - Joint Housing .....	5-20
5-9	Front Axle - Planetary Drive .....	5-22
5-10	Rear Axle .....	5-24
5-11	Rear Axle - Input .....	5-26
5-12	Rear Axle - Differential .....	5-30
5-13	Rear Axle - Casing .....	5-32
5-14	Rear Axle - M-Disc Brake .....	5-34
5-15	Rear Axle - Joint Housing .....	5-36
5-16	Rear Axle - Planetary Drive .....	5-38
5-17	ZF Transmission Installation .....	5-40
5-18	ZF Transmission - Engine Connection & Converter .....	5-42
5-19	ZF Transmission - Input Shafts .....	5-44
5-20	ZF Transmission - Gearbox Housing .....	5-46
5-21	ZF Transmission - Coupling Group 1 .....	5-48
5-22	ZF Transmission - Coupling Group 2 .....	5-50
5-23	ZF Transmission - Coupling Group 3 .....	5-52
5-24	ZF Transmission - Coupling Group 4 .....	5-54
5-25	ZF Transmission - Reversing Gear Group 1 .....	5-56
5-26	ZF Transmission - Reversing Gear Group 2 .....	5-58
5-27	ZF Transmission - Output .....	5-60
5-28	ZF Transmission - Control Unit .....	5-62
5-29	ZF Transmission - Valve Housing Assembly .....	5-64
5-30	ZF Transmission - Valve Block Assembly .....	5-68
5-31	ZF Transmission - Oil Pump & Filter .....	5-70
5-32	Fender Installation .....	5-72
5-33	Wheel Assembly .....	5-74
<b>SECTION 6 –</b>		
	<b>CAB</b> .....	<b>6-1</b>
6-1	Cab Installation .....	6-2
6-2	Cab Assembly .....	6-4
6-3	Cab Door .....	6-8
6-4	Soft Cab Enclosure .....	6-10
6-5	Wipers .....	6-12
6-6	Operators Seat .....	6-16
6-7	Cab Heater .....	6-18



# TABLE OF CONTENTS


FIGURE NO.	TITLE	PAGE NO.
<b>SECTION 7 –</b>		
<b>CONTROLS . . . . . 7-1</b>		
7-1	Brake . . . . .	7-2
7-2	Accelerator . . . . .	7-4
7-3	Steering Column . . . . .	7-6
7-4	Boom Control . . . . .	7-8
7-5	Frame Level & Attachment Tilt Control . . . . .	7-10
7-6	Auxiliary Control . . . . .	7-12
<b>SECTION 8 –</b>		
<b>HYDRAULIC CIRCUITS . . . . . 8-1</b>		
8-1	Supply Circuit . . . . .	8-2
8-2	Dump Circuit . . . . .	8-4
8-3	Steer Select Circuit . . . . .	8-8
8-4	Service Brake Circuit . . . . .	8-10
8-5	Lift Cylinder Circuit . . . . .	8-12
8-6	Extend/Retract Cylinder Circuit . . . . .	8-14
8-7	Attachment Tilt & Tilt Compensation Cylinder Circuit . . . . .	8-16
8-8	Auxiliary Hydraulic Circuit . . . . .	8-18
8-9	Frame Level & Stabil-Trak Cylinder Circuit . . . . .	8-20
8-10	Outrigger Circuit . . . . .	8-22
8-11	Transmission Cooler . . . . .	8-24
<b>SECTION 9 –</b>		
<b>HYDRAULIC COMPONENTS . . . . . 9-1</b>		
9-1	Lift Cylinder . . . . .	9-2
9-2	Extend/Retract Cylinder . . . . .	9-4
9-3	Attachment Tilt Cylinder . . . . .	9-8
9-4	Tilt Compensation Cylinder . . . . .	9-10
9-5	Frame Level Cylinder . . . . .	9-12
9-6	Stabil-Trak Cylinder . . . . .	9-14
9-7	Outrigger Cylinder . . . . .	9-16
9-8	50 in Side Shift Carriage Cylinder . . . . .	9-18
9-9	Main Control Valve . . . . .	9-20
9-10	Gear Pump . . . . .	9-24
9-11	Fuel/Hydraulic Tank Assembly . . . . .	9-34
9-12	Directional Control Valve . . . . .	9-36
9-13	Brake Valve . . . . .	9-38
9-14	Side Tilt Carriage Cylinder . . . . .	9-42
9-15	72 Inch 90 Degree Swing Carriage Cylinder . . . . .	9-44
9-16	Grapple Bucket Cylinder . . . . .	9-46

# TABLE OF CONTENTS

FIGURE NO.	TITLE	PAGE NO.
<b>SECTION 10 –</b>		
	<b>ELECTRICAL</b> .....	<b>10-1</b>
10-1	Engine Compartment Electrical Installation .....	10-2
10-2	Cab Electrical Installation .....	10-6
10-3	Cab Switches .....	10-12
10-4	Work Lighting Installation .....	10-14
10-5	Road Lighting Installation .....	10-16
10-6	Rotating Beacon Installation .....	10-20
10-7	Engine Harness .....	10-22
10-8	Cab Power Distribution Harness .....	10-30
10-9	Dash/Throttle Harness .....	10-36
10-10	MAF/Water in Fuel Harness .....	10-38
10-11	Outriggers Harness .....	10-40
10-12	GPS Jumper Harness .....	10-42
10-13	Logic Harness .....	10-44
10-14	Boom Extend Harness .....	10-46
10-15	Work Lighting Harness .....	10-48
10-16	Road Lighting Harness .....	10-50
<b>SECTION 11 –</b>		
	<b>DECALS</b> .....	<b>11-1</b>
11-1	Cab & Frame Decals .....	11-2
11-2	Boom Decals .....	11-6
<b>SECTION 12 –</b>		
	<b>RECOMMENDED SPARE PARTS</b> .....	<b>12-1</b>
<b>SECTION 13 – PART NUMBER INDEX</b> .....		
		<b>13-1</b>

# SECTION 1

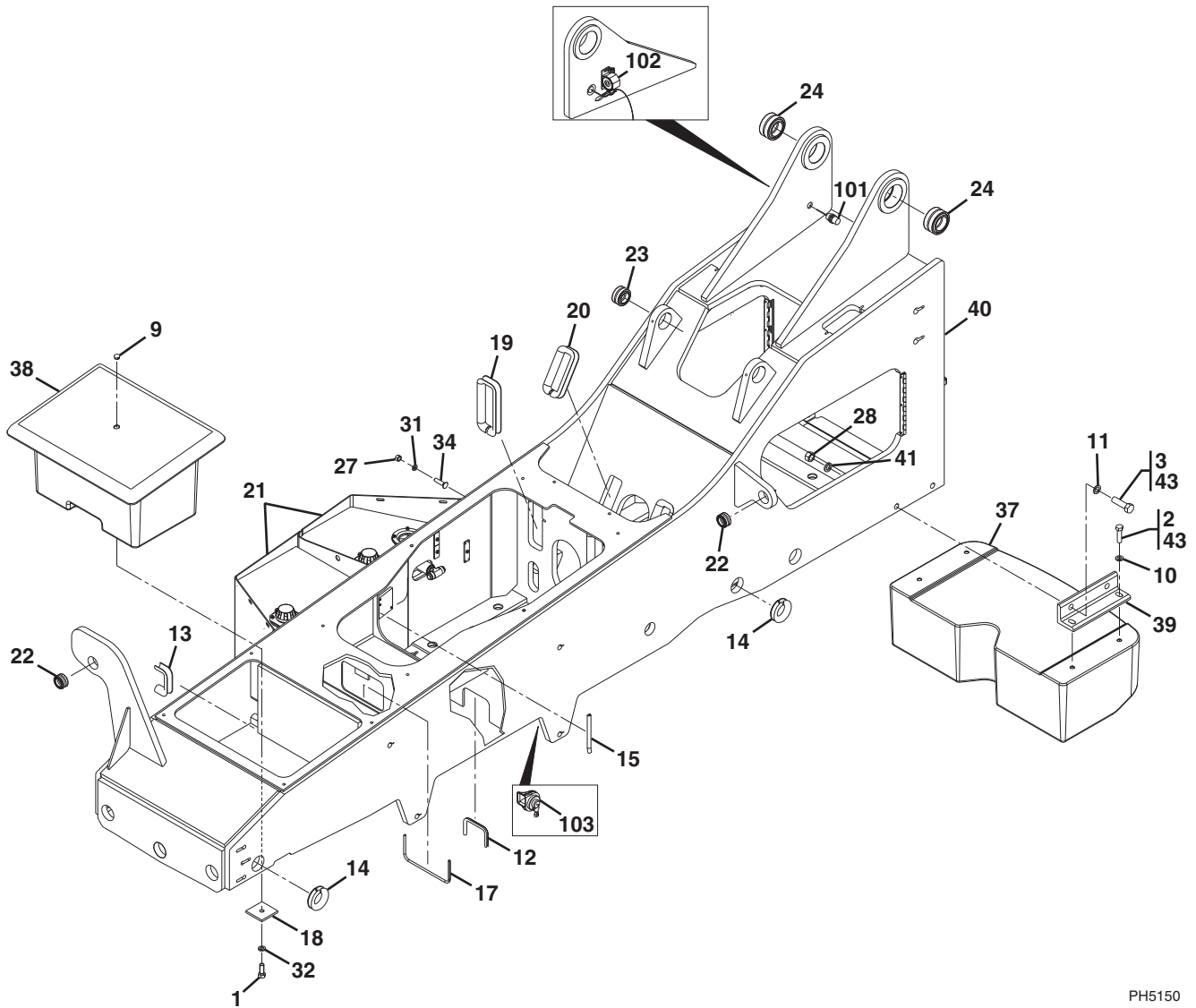
## FRAME & ATTACHING PARTS





# FRAME & ATTACHING PARTS

Figure 1-1 Frame & Attaching Parts



PH5150




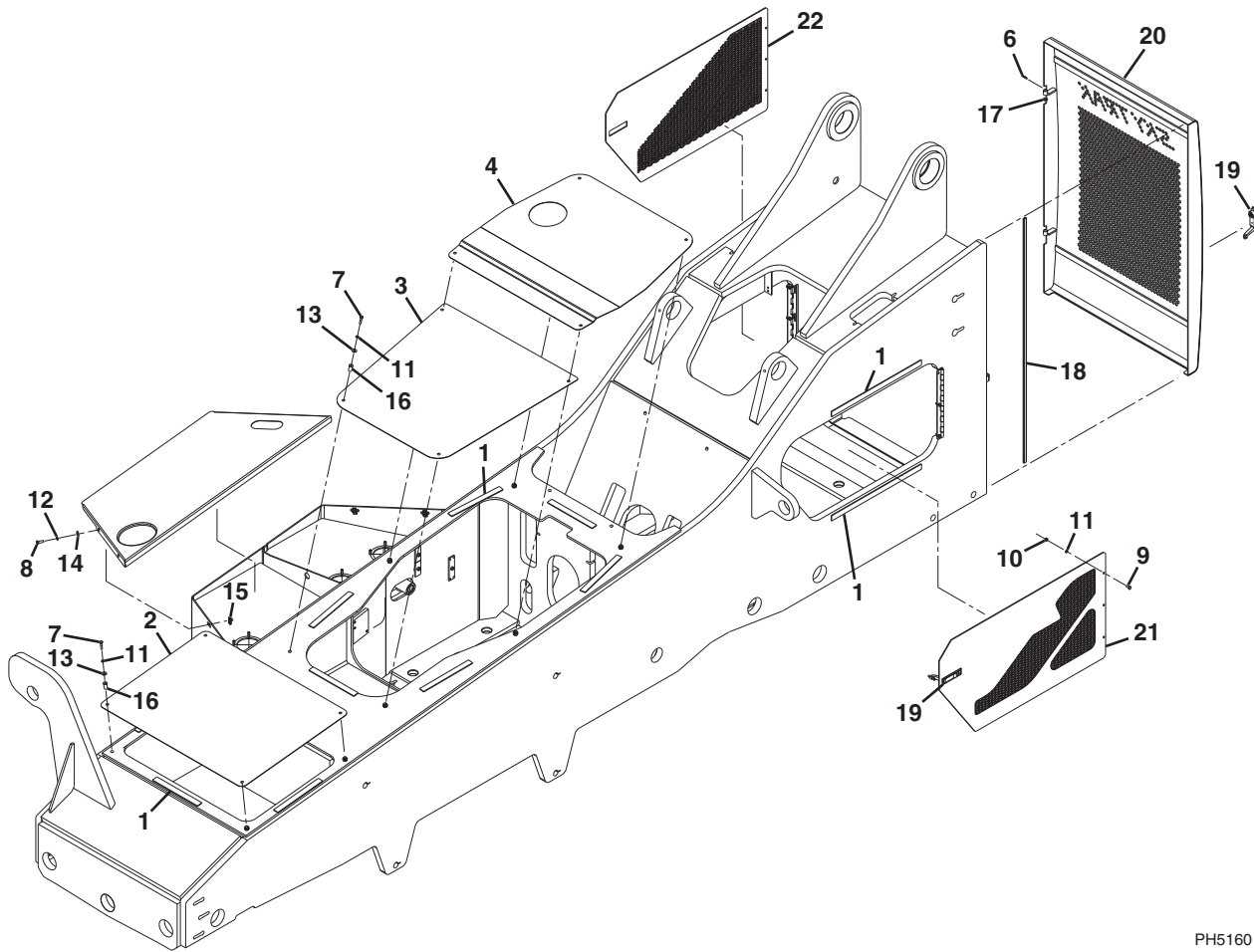
Figure 1-1 Frame & Attaching Parts

Item	Part Number	Qty.	Description	Rev.
	1001121283	Ref	FRAME INSTALLATION, <b>(8042)</b> , (not available to order, see items 1 thru 43 for service)	B
	1001121282	Ref	FRAME INSTALLATION, <b>(10042 &amp; 10054)</b> , (not available to order, see items 1 thru 43 for service)	A
1	0642216	2	HEX HD CAPSCREW, 3/4-10X2, <b>(8042)</b>	
2	0642222	4	HEX HD CAPSCREW, 3/4-10X2-3/4	
3	0642628	4	HEX HD CAPSCREW, 1-8X3-1/2	
9	3520030	1	HOLE PLUG, <b>(8042)</b>	
10	4892200	4	FLAT WASHER, 3/4	
11	4892600	4	FLAT WASHER, 1	
12	7124301	AR	CONDUIT, 1/2X15-1/2	
13	7124451	AR	CONDUIT, 1 IDX8	
14	7124471	AR	CONDUIT, 1 IDX12-1/2	
15	7125871	AR	CONDUIT, 1/2X8	
17	7138368	AR	CONDUIT, 1/4X2	
18	7139066	2	COUNTERWEIGHT HOLD DOWN PLATE, <b>(8042)</b>	
19	7139156	AR	CONDUIT, 1 IDX28	
20	7139157	AR	CONDUIT, 1 IDX4	
21		Ref	FUEL/HYDRAULIC TANK ASSY, (see Figure 9-11 for details)	
22	8050001	2	BEARING	
23	8065640	4	BEARING	
24	8065641	2	BEARING	
27	8305014	4	HEX NUT, 5/8-11	
28	8305021	4	HEX NUT, 1-8	
31	8307009	4	LOCKWASHER, 5/8	
32	8307010	2	LOCKWASHER, 3/4, <b>(8042)</b>	
34	8310129	4	CARRIAGE BOLT, 5/8-11X2-1/2	
37	1001094786	1	REAR COUNTERWEIGHT	
38	1001094787	1	FRONT COUNTERWEIGHT, <b>(8042)</b>	
39	1001094877	2	COUNTERWEIGHT MOUNTING ANGLE	
40	NSS	1	FRAME WELDMENT	
41	4762600	4	LOCKWASHER, 1	
43	0100019	AR	LOCTITE® 271™, (apply to items 2 & 3)	
101		Ref	BOOM SENSOR, (see Figure 10-1 for details)	
102		Ref	BACKUP ALARM, (see Figure 10-1 for details)	
103		Ref	HORN, (see Figure 10-2 for details)	



# FRAME & ATTACHING PARTS

Figure 1-2 Covers



PH5160



Figure 1-2 Covers

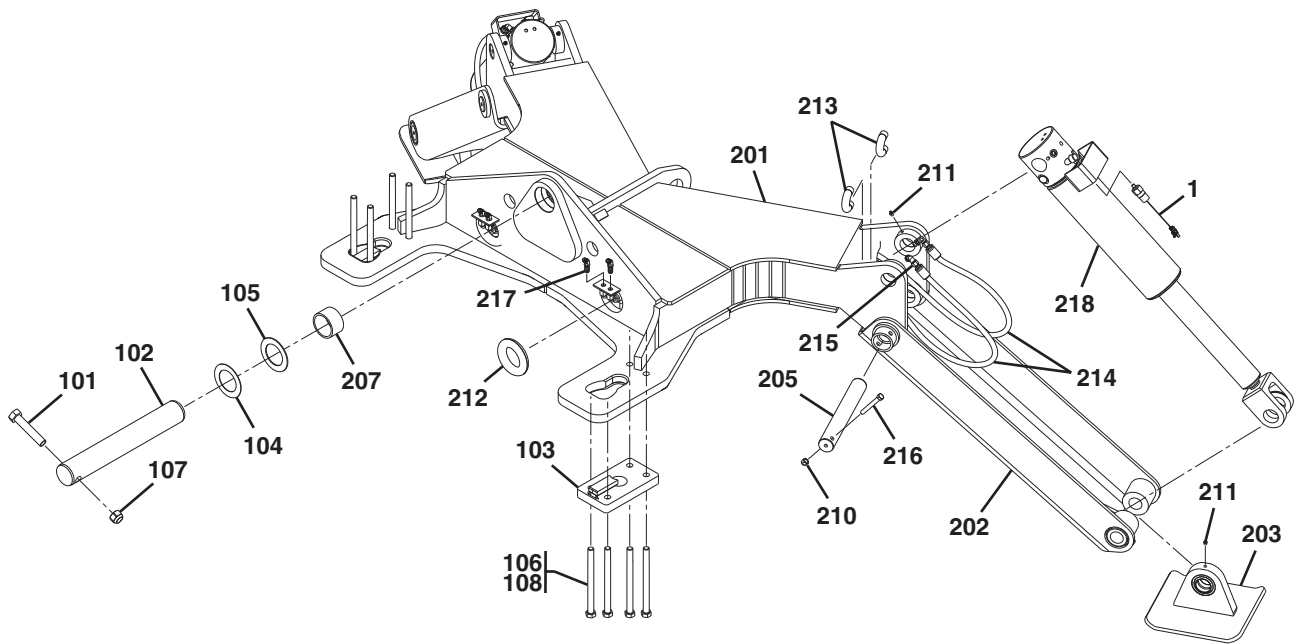
Item	Part Number	Qty.	Description	Rev.
	1001117739	Ref	COVERS INSTALLATION, <b>(8042)</b> , (not available to order, see items 1 & 3 thru 22 for service)	C
	1001117738	Ref	COVER INSTALLATION, <b>(10042 &amp; 10054)</b> , (not available to order, see items 1 thru 22 for service)	C
1	4420037	150 in	INSULATION TAPE, <b>(8042)</b>	
	4420037	190 in	INSULATION TAPE, <b>(10042 &amp; 10054)</b>	
2	7139047	1	COUNTERWEIGHT COVER, <b>(10042 &amp; 10054)</b>	
3	7139406	1	LOWER TRANSMISSION COVER	
4	7139407	1	UPPER TRANSMISSION COVER	
5	7150661	1	FUEL/HYDRAULIC TANK COVER	
6	8302470	2	COTTER PIN	
7	8303615	6	HEX HD CAPSCREW, 1/4-20X1-1/4, GR5, <b>(8042)</b>	
	8303615	10	HEX HD CAPSCREW, 1/4-20X1-1/4, GR5, <b>(10042 &amp; 10054)</b>	
8	8303656	4	HEX HD CAPSCREW, 5/16-18X7/8	
9	8303729	6	HEX HD CAPSCREW, 1/4-20X5/8	
10	8305004	6	HEX NUT, 1/4-20	
11	8307002	12	LOCKWASHER, 1/4, <b>(8042)</b>	
	8307002	16	LOCKWASHER, 1/4, <b>(10042 &amp; 10054)</b>	
12	8307004	4	LOCKWASHER, 5/16	
13	8307202	6	FLAT WASHER, 1/4, <b>(8042)</b>	
	8307202	10	FLAT WASHER, 1/4, <b>(10042 &amp; 10054)</b>	
14	8307203	4	FLAT WASHER, 5/16	
15	8310658	4	RETAINING NUT, 5/16	
16	8580420	6	WELL NUT, <b>(8042)</b>	
	8580420	10	WELL NUT, <b>(10042 &amp; 10054)</b>	
17	10732150	8	FLAT WASHER, M10	
18	90206196	47 in	PVC VINYL EDGE TRIM, 1/8	
19	1001131179	3	LATCH ASSY, WITH LOCK & KEY	
20	1001131246	1	REAR DOOR COVER	
21	1001131861	1	SIDE DOOR PANEL	
22	1001131862	1	SIDE DOOR PANEL	



# FRAME & ATTACHING PARTS

## Figure 1-3 Outrigger Installation

10042 & 10054



PH5170






Figure 1-3 Outrigger Installation


Item	Part Number	Qty.	Description	Rev.
	1001106344	Ref	OUTRIGGER INSTALLATION, (10042), (not available to order, see items 2 thru 3 for service)	B
	1001106345	Ref	OUTRIGGER INSTALLATION, (10054), (not available to order, see items 1 thru 3 for service)	B
1	8223536	2	PRESSURE SWITCH, (10054)	
2	1001107689	Ref	OUTRIGGER MOUNTING INSTALLATION, (not available to order, see items 101 thru 108 for service)	B
3	1001107690	Ref	OUTRIGGER ASSY, (not available to order, see items 201 thru 218 for service)	A
101	0642640	1	HEX HD CAPSCREW, 1-8X5, GR5	
102	3423248	1	AXLE PIVOT PIN	
103	1001107664	2	MOUNTING BRACKET	
104	8307912	AR	SHIM, 1/16	
105	8307913	AR	SHIM, 1/8	
106	8310475	8	HEX HD CAPSCREW, 3/4X10, GR8, (torque to 260 lb-ft/352 Nm)	
107	8310116	1	LOCKNUT, 1-8	
108	0100019	AR	LOCTITE® 271™, (apply to item 106)	
201	1001107692	1	OUTRIGGER FRAME	
202	7091373	2	OUTRIGGER LEG	
203	7090822	2	OUTRIGGER PAD	
205	7090891	2	LEG PIVOT PIN	
207	8065063	1	BUSHING, 3 IDX2	
210	8305644	2	LOCKNUT, 1/2	
211	8520013	10	GREASE FITTING	
212	7124491	2	CONDUIT, 1 IDX15-1/2	
213	7125801	4	CONDUIT, 3/4 IDX4	
214		Ref	HOSE ASSY, (see Figure 8-10 for details)	
215	2220473	4	ELBOW, 90 DEGREES, (includes o-ring)	
216	8303628	2	HEX HD CAPSCREW, 1/2X3-3/4, GR5	
217	8770189	4	BULKHEAD ELBOW, 45 DEGREES	
218		Ref	OUTRIGGER CYLINDER & MOUNTING HARDWARE, (see Figure 9-7 for details)	



## FRAME & ATTACHING PARTS

**This Page Intentionally Left Blank**

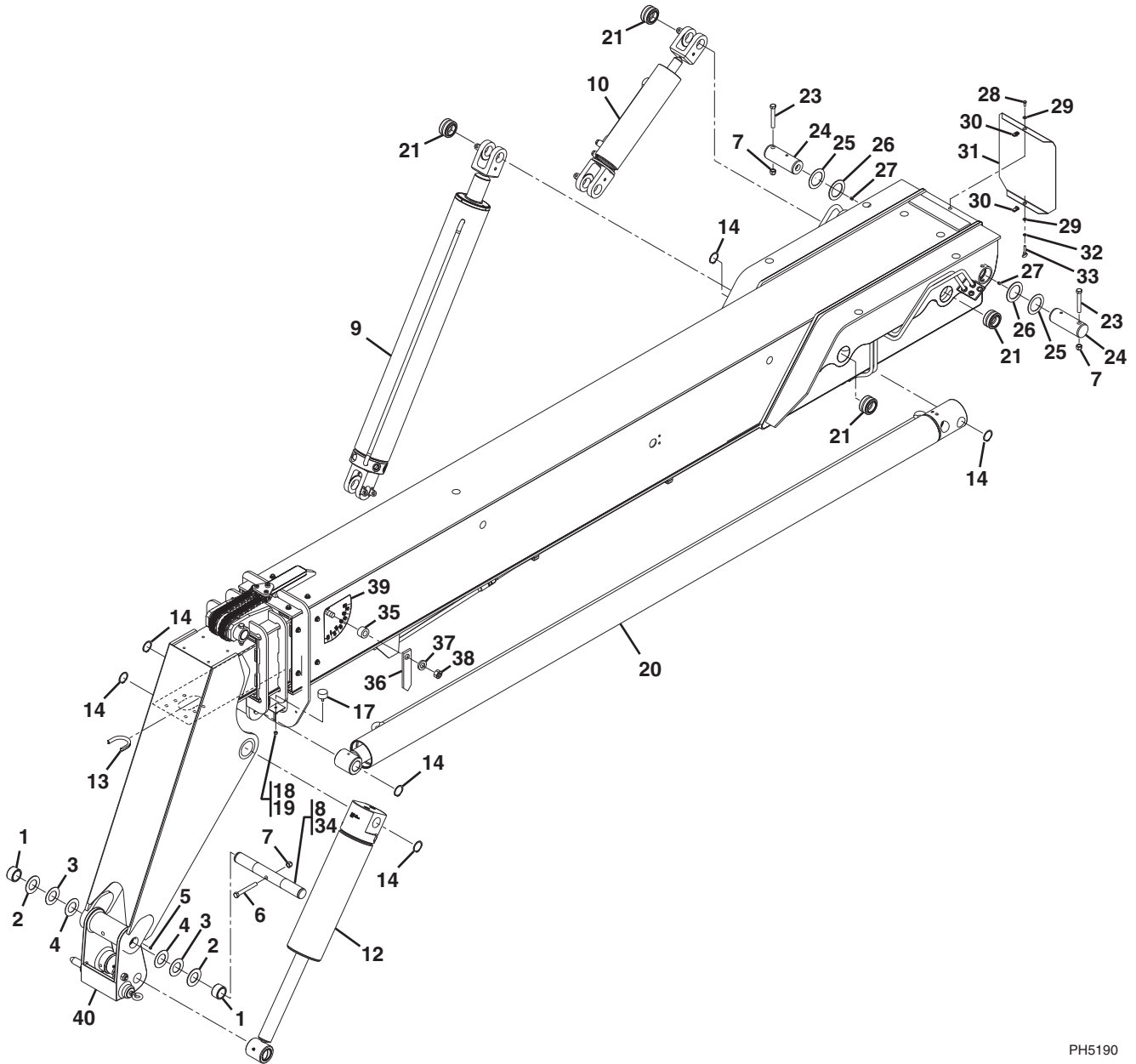
# SECTION 2 BOOM





# BOOM

## Figure 2-1 Boom Installation



PH5190



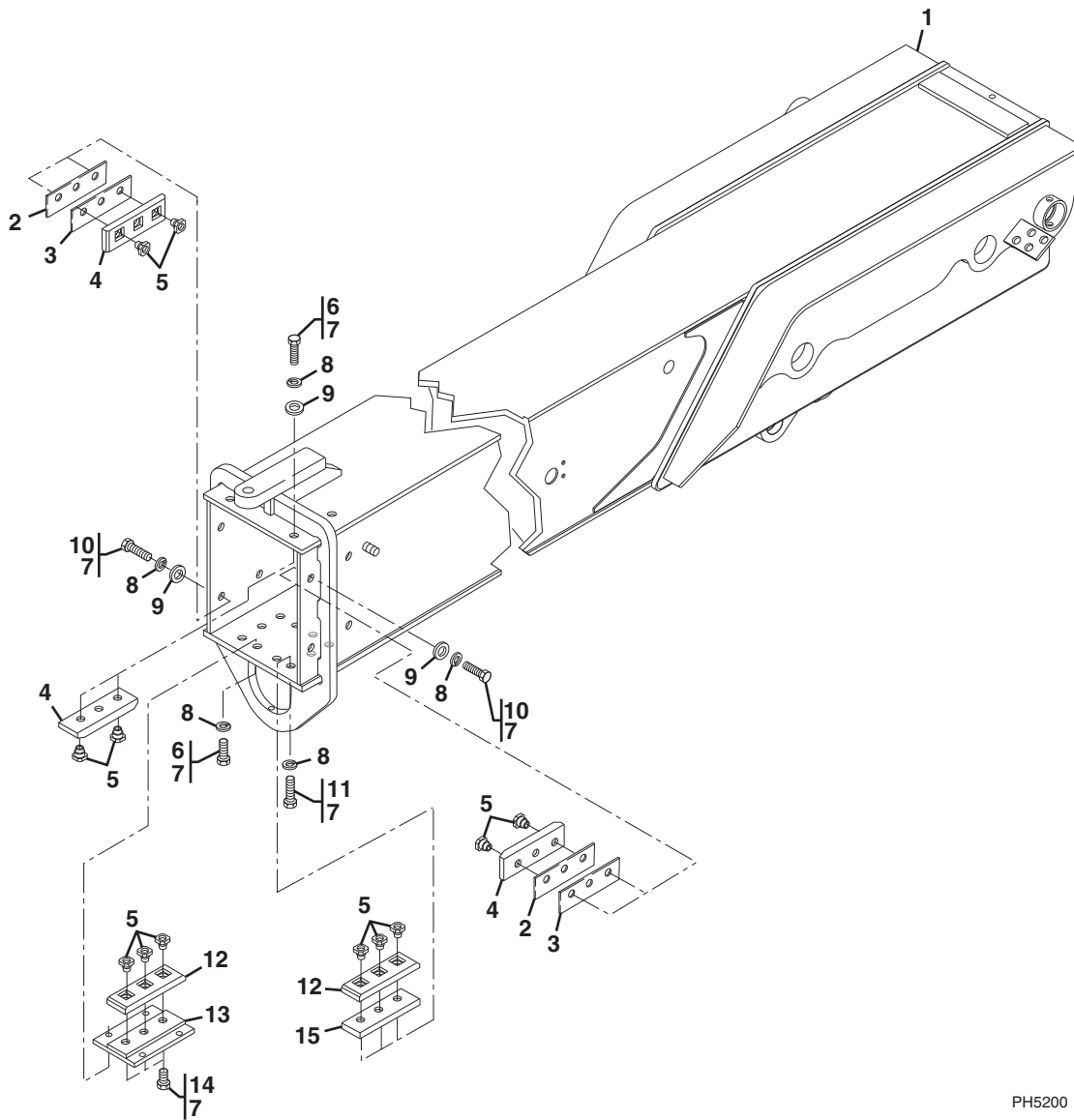
Figure 2-1 Boom Installation

Item	Part Number	Qty.	Description	Rev.
1	7095312	2	QUICK ATTACH PIVOT BUSHING	
2	8307904	AR	SHIM WASHER	
3	8310093	AR	SHIM WASHER	
4	8307918	2	SHIM WASHER	
5	8520013	2	STRAIGHT LUBE FITTING, 1/8	
6	8303666	1	HEX HD CAPSCREW, 5/8-11X5, GR5	
7	8305643	3	HEX LOCKNUT, 5/8-11	
8	7095352	1	CARRIAGE PIVOT PIN	
9		Ref	LIFT CYLINDER & MOUNTING HARDWARE, (see Figure 9-1 for details)	
10		Ref	TILT COMPENSATION CYLINDER & MOUNTING HARDWARE, (see Figure 9-4 for details)	
12		Ref	ATTACHMENT TILT CYLINDER & MOUNTING HARDWARE, (see Figure 9-3 for details)	
13	7125811	1	CONDUIT	
14	8642224	6	RETAINING RING	
17	5724622	1	RUBBER BUMPER	
18	3311601	1	HEX LOCKNUT, 3/8-16	
19	8526007	AR	LOCTITE® 242™, (apply to item 18)	
20		Ref	EXTEND/RETRACT CYLINDER & MOUNTING HARDWARE, (see Figure 9-2 for details)	
21	8065640	4	BEARING	
23	8303655	2	HEX HD CAPSCREW, 5/8-11X4-1/2, GR5	
24	3423226	2	BOOM PIVOT PIN	
25	8307911	AR	SHIM WASHER	
26	8307910	AR	SHIM WASHER	
27	8520001	2	STRAIGHT LUBE FITTING, 1/8	
28	8303697	1	HEX HD CAPSCREW, 5/16-18X3/4	
29	8307106	2	PLAIN WASHER, 5/16	
30	8305906	2	RETAINER NUT, 5/16-18	
31	7116792	1	OUTER BOOM COVER	
32	8310431	1	LOCKWASHER, 5/16	
33	8310497	1	THUMB SCREW, 5/16-18X1-1/2	
34	8522012	AR	ANTI-SEIZE LUBE, (apply to item 8)	
35	1001096404	1	ANGLE INDICATOR SPACER	
36	1001098769	1	BOOM ANGLE INDICATOR PLATE	
37	4711600	1	FLAT WASHER, 3/8	
38	8305645	1	HEX LOCKNUT, 3/8-16, (torque to 12 lb-ft/16 Nm)	
39		Ref	BOOM ANGLE INDICATOR DECAL, (see Figure 11-2 for details)	
40		Ref	QUICK ATTACH, (see Figure 2-8 for details)	



# BOOM

Figure 2-2 First Boom Section



PH5200



Figure 2-2 First Boom Section

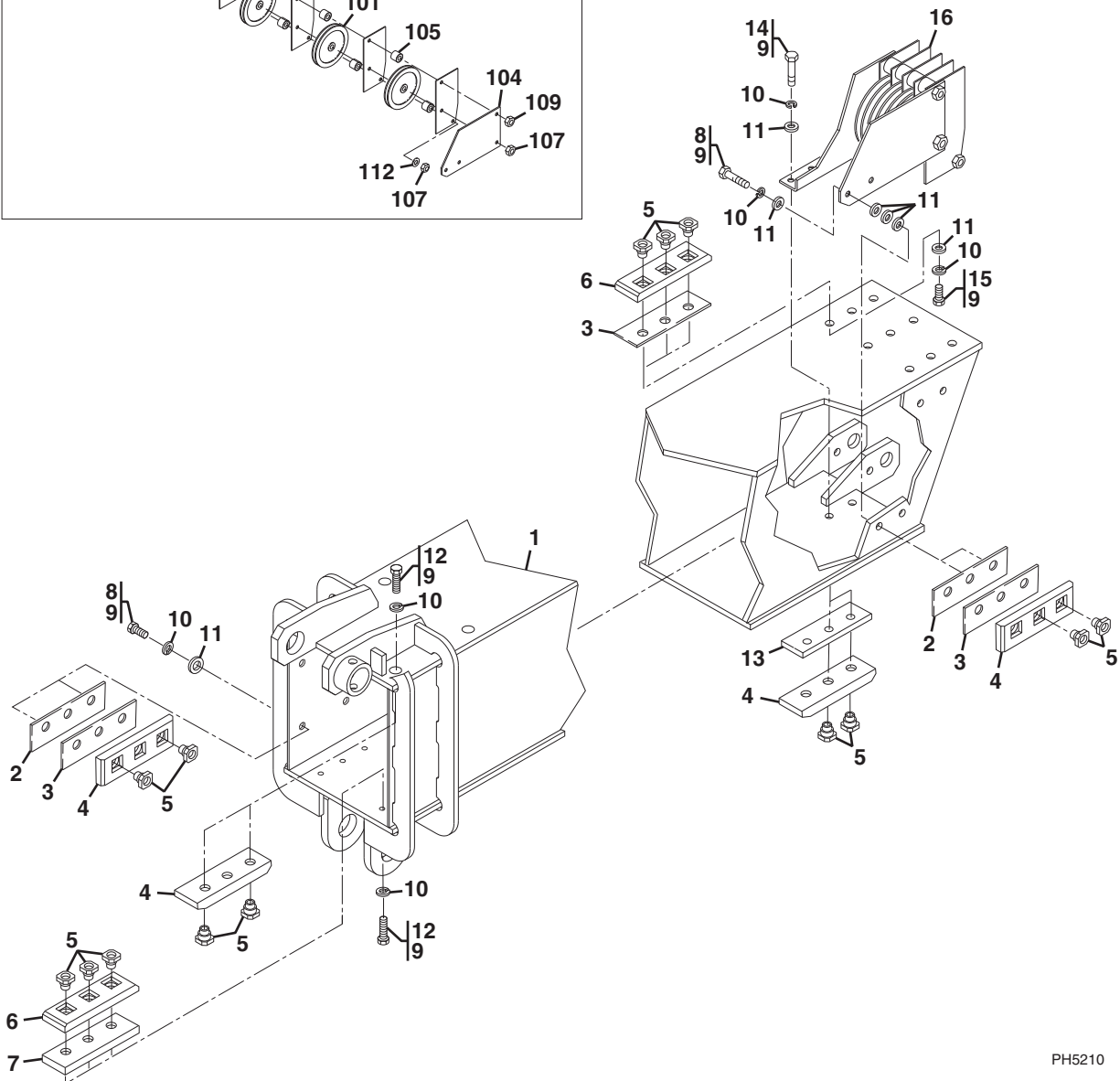
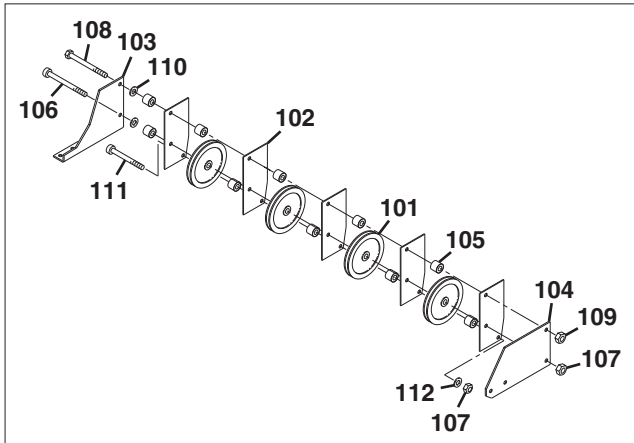
Item	Part Number	Qty.	Description	Rev.
1	7302010	1	FIRST BOOM SECTION	
2	7082342	AR	SHIM, WEAR PAD, 0.07	
3	7082362	AR	SHIM, WEAR PAD, 0.13	
4	7079572	6	WEAR PAD	
5	7082311	21	WEAR PAD INSERT	
6	8303620	8	HEX HD CAPSCREW, 3/8-16X1, (torque to 31 lb-ft/42 Nm)	
7	8526007	AR	LOCTITE® 242™, (apply to items 6, 10, 11 & 14)	
8	8307005	22	LOCKWASHER, 3/8	
9	8307204	12	PLAIN WASHER, 3/8	
10	8303681	8	HD HEX CAPSCREW, 3/8-16X3/4, (torque to 31 lb-ft/42 Nm)	
11	8303621	6	HEX HD CAPSCREW, 3/8-16X1-1/2, (torque to 31 lb-ft/42 Nm)	
12	7111572	3	WEAR PAD	
13	7096772	1	WEAR PAD SPACER	
14	8303041	3	HEX HD CAPSCREW, 3/8-16X1/2, (torque to 31 lb-ft/42 Nm)	
15	7096882	2	WEAR PAD SPACER	
N1	Note	Ref	<b>USE LOCTITE® 242™(0100011) ON ALL BOLT THREADS AND JAM NUTS.</b>	
N2	Note	Ref	<b>COAT STATIC, NON-ROTATING PIN BORES WITH MOLY-PASTE (3020040). DO NOT COAT THE PIN OR ANY ROTATING PARTS.</b>	
N3	Note	Ref	<b>COAT ALL BUSHINGS, SHEAVES &amp; ROTATING PIN BORES WITH MYSTIK TETRIMOLY GREASE (14404793) PRIOR TO INSTALLATION OF THE PIN.</b>	
N4	Note	Ref	<b>WEAR PAD SHIMMING:</b> a. <b>WHENEVER A SHIM IS USED WITH A PAD, A SPACER WITH HOLES MUST BE INSERTED BETWEEN PAD AND SHIM.</b> b. <b>THE WEAR PAD OR WEAR PAD INSERT MUST NOT SIT DIRECTLY ON THE SLOTTED SURFACE OF SHIMS.</b> c. <b>ADD WEAR PAD SHIMS AND SPACERS AS RQUIRED TO SHIM BOOM TO MAINTAIN A TOTAL MINIMUM GAP OF 0.070 to 0.130 IN (1.8 TO 3.3 MM) IN BOTH HORIZONTAL AND VERTICAL DIRECTIONS.</b> d. <b>WEAR PAD BOLTS REQUIRE ONE HARDENED WASHER. HOWEVER, UP TO (2) HARDENED WASHERS MAY BE USED EXCEPT WHERE NOTED OTHERWISE. UNDER NO CIRCUMSTANCES SHOULD MORE THAN (2) HARDENED WASHERS EVER BE USED.</b> e. <b>THE LENGTH OF PAD BOLTS DEPENDS ON THE NUMBER OF SHIMS USED. THE BOLT CANNOT EXTEND PAST CHAMFER ON WEAR PAD.</b>	
N5	Note	Ref	<b>ADD MYSTIK TETRIMOLY GREASE (14404793) TO ALL WEAR PADS AND ALL WEAR PAD SLIDE PATHWAYS. IF APPLICABLE, THIS INCLUDES ALL PAD GREASE FITTINGS AT THE REAR OF BOOM.</b>	



# BOOM

## Figure 2-3 Second Boom Section

8042/10042



PH5210






Figure 2-3 Second Boom Section

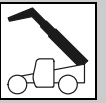
Item	Part Number	Qty.	Description	Rev.
1	1001098089	1	SECOND BOOM SECTION, (8042 & 10042)	
2	7082362	AR	SHIM, WEAR PAD, 0.13	
3	7082342	AR	SHIM, WEAR PAD, 0.07	
4	7079572	11	WEAR PAD	
5	7082311	37	WEAR PAD INSERT	
6	7111572	5	WEAR PAD	
7	7096882	2	WEAR PAD SPACER, 0.62	
8	8303681	16	HEX HD CAPSCREW, 3/8-16X3/4, (torque to 31 lb-ft/42 Nm)	
9	8526007	AR	LOCTITE® 242™, (apply to items 8, 12, 14 & 15)	
10	8307005	37	LOCKWASHER, 3/8	
11	8307204	27	FLAT WASHER, 3/8	
12	8303621	10	HEX HD CAPSCREW, 3/8-16X1-1/2, (torque to 31 lb-ft/42 Nm)	
13	7096702	3	WEAR PAD SPACER, 1/2	
14	8303675	2	HEX HD CAPSCREW, 3/8-16X1-1/4, (torque to 31 lb-ft/42 Nm)	
15	8303620	9	HEX HD CAPSCREW, 3/8-16X1, (torque to 31 lb-ft/42 Nm)	
16	7116733	1	HOSE PULLEY ASSY, (includes items 101 thru 112)	C
101	7116812	4	ROLLER PULLEY	
102	7116642	5	DIVIDER	
103	7116652	1	BRACKET, (right side)	
104	7116662	1	BRACKET, (left side)	
105	7116691	10	SPACER	
106	8310235	1	SHOULDER SCREW, 1/2X5	
107	8305645	2	LOCKNUT, 3/8-16	
108	8310209	1	HEX HD CAPSCREW, 1/2-13X6	
109	8305644	1	LOCKNUT, 1/2-13	
110	8307206	2	FLAT WASHER, 1/2	
111	8310245	1	SHOULDER SCREW, 1/2X4	
112	8307204	1	FLAT WASHER, 3/8	
N1	Note	Ref	<b>USE LOCTITE® 242™(0100011) ON ALL BOLT THREADS AND JAM NUTS.</b>	
N2	Note	Ref	<b>COAT STATIC, NON-ROTATING PIN BORES WITH MOLY-PASTE (3020040). DO NOT COAT THE PIN OR ANY ROTATING PARTS.</b>	
N3	Note	Ref	<b>COAT ALL BUSHINGS, SHEAVES AND ROTATING PIN BORES WITH MYSTIK TETRIMOLY GREASE (14404793) PRIOR TO INSTALLATION OF THE PIN.</b>	
N4	Note	Ref	<b>WEAR PAD SHIMMING:</b> <b>a. WHENEVER A SHIM IS USED WITH A PAD, A SPACER WITH HOLES MUST BE INSERTED BETWEEN PAD AND SHIM.</b> <b>b. THE WEAR PAD OR WEAR PAD INSERT MUST NOT SIT DIRECTLY ON THE SLOTTED SURFACE OF SHIMS.</b> <b>c. ADD WEAR PAD SHIMS AND SPACERS AS RQUIRED TO SHIM BOOM TO MAINTAIN A TOTAL MINIMUM GAP OF 0.070 to 0.130 IN (1.8 TO 3.3 MM) IN BOTH HORIZONTAL AND VERTICAL DIRECTIONS.</b> <b>d. WEAR PAD BOLTS REQUIRE ONE HARDENED WASHER. HOWEVER, UP TO (2) HARDENED WASHERS MAY BE USED EXCEPT WHERE NOTED OTHERWISE. UNDER NO CIRCUMSTANCES SHOULD MORE THAN (2) HARDENED WASHERS EVER BE USED.</b> <b>e. THE LENGTH OF PAD BOLTS DEPENDS ON THE NUMBER OF SHIMS USED. THE BOLT CANNOT EXTEND PAST CHAMFER ON WEAR PAD.</b>	



# BOOM

Figure 2-3 Second Boom Section (Continued)

Item	Part Number	Qty.	Description	Rev.
N5	Note	Ref	<b>ADD MYSTIK TETRIMOLY GREASE (14404793) TO ALL WEAR PADS AND ALL WEAR PAD SLIDE PATHWAYS. IF APPLICABLE, THIS INCLUDES ALL PAD GREASE FITTINGS AT THE REAR OF BOOM.</b>	



**Figure 2-3 Second Boom Section (Continued)**

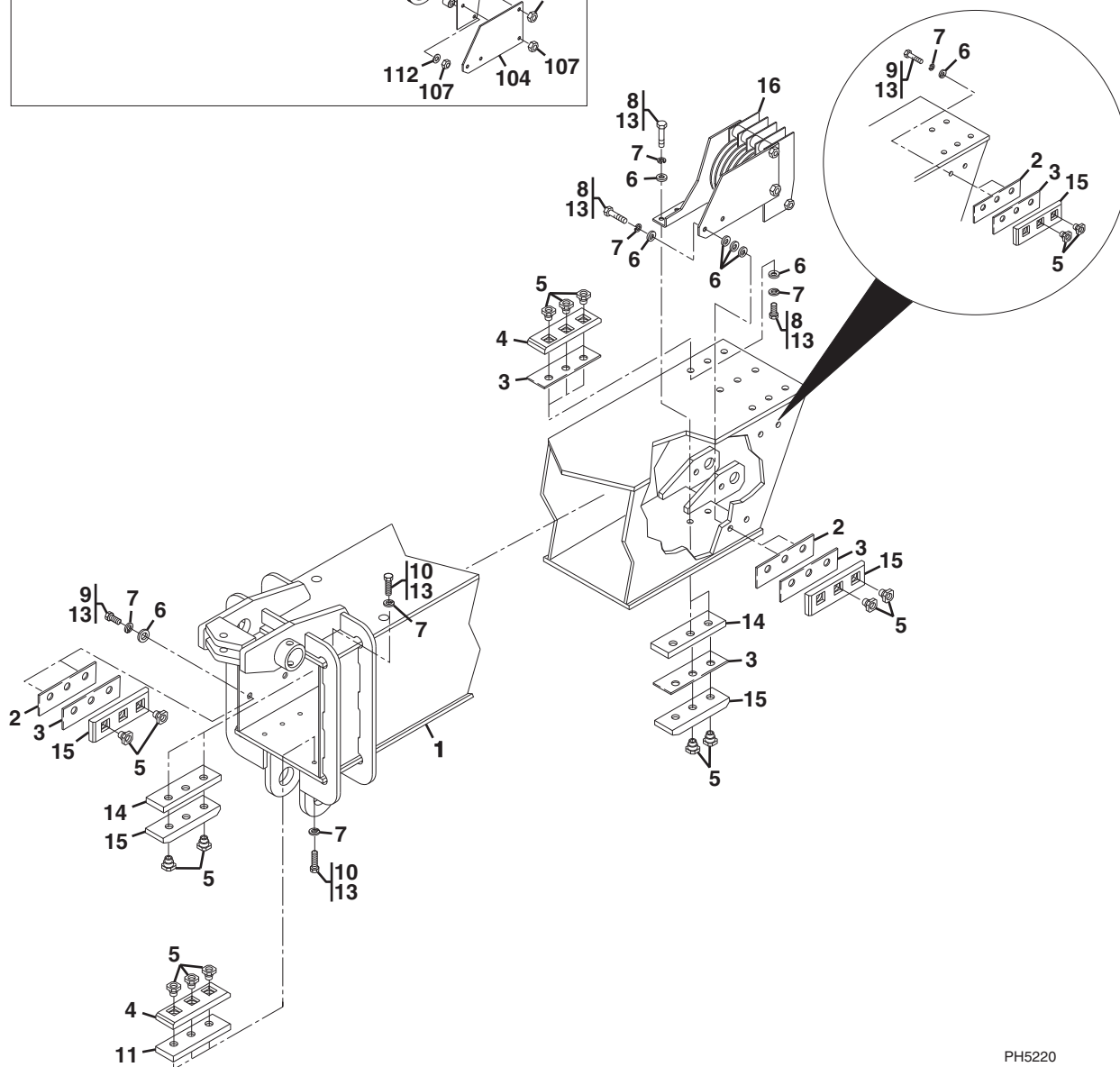
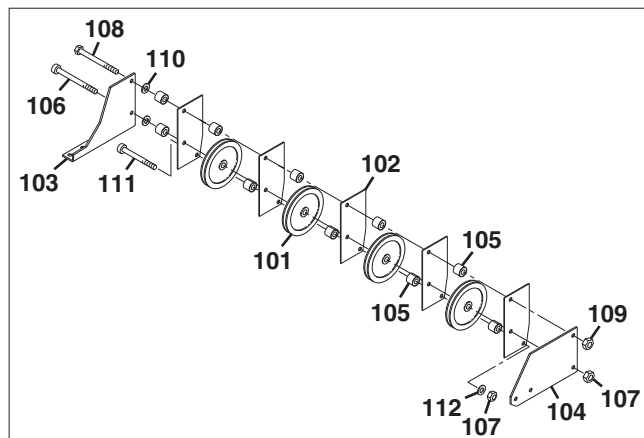
Item	Part Number	Qty.	Description	Rev.



# BOOM

## Figure 2-3 Second Boom Section

10054



PH5220




Figure 2-3 Second Boom Section

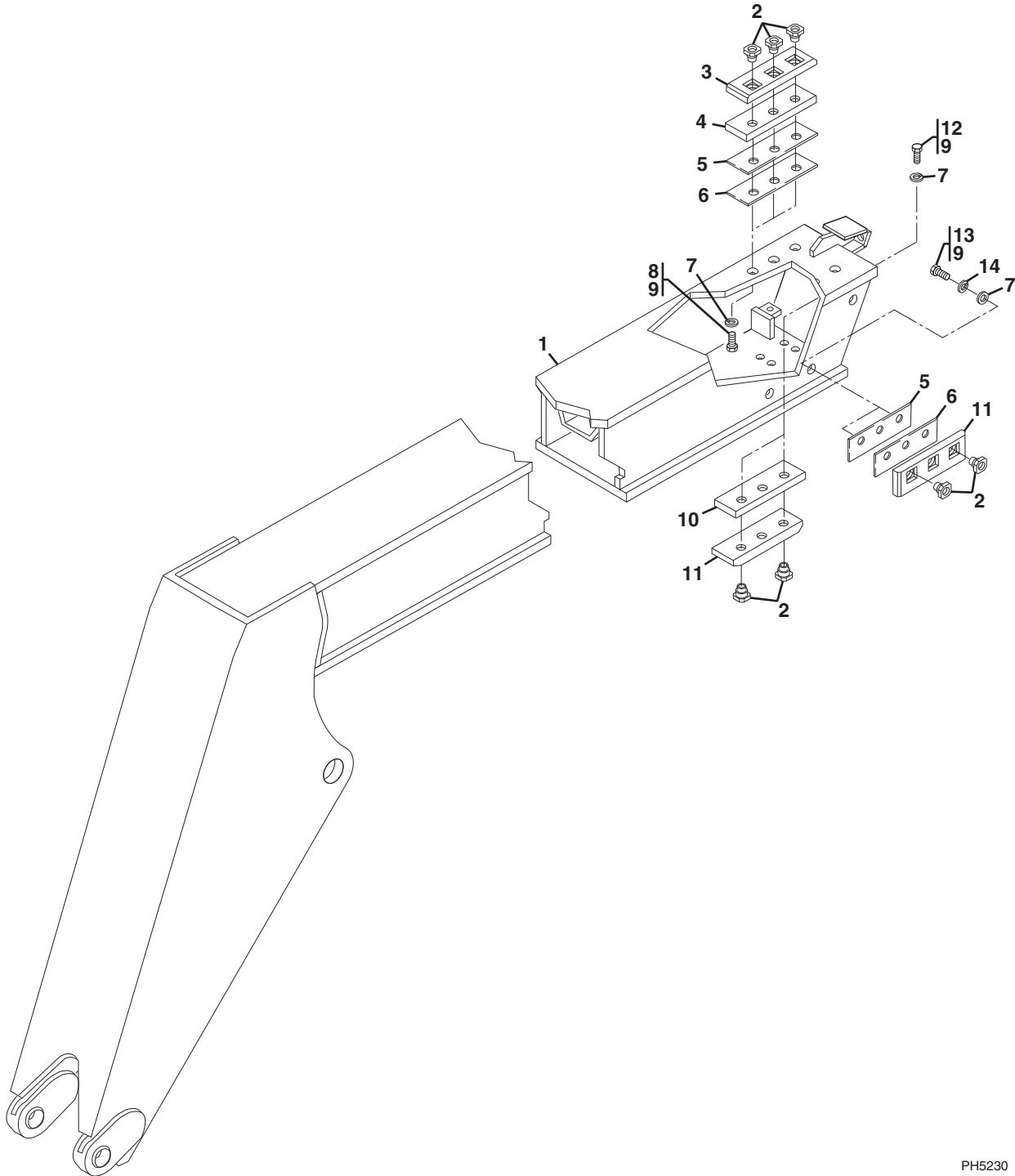
Item	Part Number	Qty.	Description	Rev.
1	1001097721	1	SECOND BOOM SECTION, (10054)	
2	7082362	AR	SHIM, WEAR PAD, 0.13	
3	7082342	AR	SHIM, WEAR PAD, 0.075	
4	7111572	5	WEAR PAD	
5	7082311	36	WEAR PAD INSERT	
6	8307204	26	FLAT WASHER, 3/8	
7	8307005	36	LOCKWASHER, 3/8	
8	8303620	8	HEX HD CAPSCREW, 3/8-16X1	
9	8303681	14	HEX HD CAPSCREW, 3/8-16X3/4, (torque to 31 lb-ft/42 Nm)	
10	8303621	12	HEX HD CAPSCREW, 3/8-16X1-1/2, (torque to 31 lb-ft/42 Nm)	
11	7096882	2	WEAR PAD SPACER, 0.62	
13	8526007	AR	LOCTITE® 242™, (apply to items 8, 9 & 10)	
14	7096702	3	WEAR PAD SPACER, 1/2	
15	7079572	11	WEAR PAD	
16	7116733	1	HOSE PULLEY ASSY, (includes items 101 thru 112)	C
101	7116812	4	ROLLER PULLEY	
102	7116642	5	DIVIDER	
103	7116652	1	BRACKET, (right side)	
104	7116662	1	BRACKET, (left side)	
105	7116691	10	SPACER	
106	8310235	1	SHOULDER SCREW, 1/2X5	
107	8305645	2	LOCKNUT, 3/8-16	
108	8310209	1	HEX HD CAPSCREW, 1/2-13X6	
109	8305644	1	LOCKNUT, 1/2-13	
110	8307206	2	FLAT WASHER, 1/2	
111	8310245	1	SHOULDER SCREW, 1/2X4	
112	8307204	1	FLAT WASHER, 3/8	
N1	Note	Ref	<b>USE LOCTITE® 242™ (0100011) ON ALL BOLT THREADS AND JAM NUTS.</b>	
N2	Note	Ref	<b>COAT STATIC, NON-ROTATING PIN BORES WITH MOLY-PASTE (3020040). DO NOT COAT THE PIN OR ANY ROTATING PARTS.</b>	
N3	Note	Ref	<b>COAT ALL BUSHINGS, SHEAVES AND ROTATING PIN BORES WITH MYSTIK TETRIMOLY GREASE (14404793) PRIOR TO INSTALLATION OF THE PIN.</b>	
N4	Note	Ref	<b>WEAR PAD SHIMMING:</b> <b>a. WHENEVER A SHIM IS USED WITH A PAD, A SPACER WITH HOLES MUST BE INSERTED BETWEEN PAD AND SHIM.</b> <b>b. THE WEAR PAD OR WEAR PAD INSERT MUST NOT SIT DIRECTLY ON THE SLOTTED SURFACE OF SHIMS.</b> <b>c. ADD WEAR PAD SHIMS AND SPACERS AS RQUIRED TO SHIM BOOM TO MAINTAIN A TOTAL MINIMUM GAP OF 0.070 to 0.130 IN (1.8 TO 3.3 MM) IN BOTH HORIZONTAL AND VERTICAL DIRECTIONS.</b> <b>d. WEAR PAD BOLTS REQUIRE ONE HARDENED WASHER. HOWEVER, UP TO (2) HARDENED WASHERS MAY BE USED EXCEPT WHERE NOTED OTHERWISE. UNDER NO CIRCUMSTANCES SHOULD MORE THAN (2) HARDENED WASHERS EVER BE USED.</b> <b>e. THE LENGTH OF PAD BOLTS DEPENDS ON THE NUMBER OF SHIMS USED. THE BOLT CANNOT EXTEND PAST CHAMFER ON WEAR PAD.</b>	
N5	Note	Ref	<b>ADD MYSTIK TETRIMOLY GREASE (14404793) TO ALL WEAR PADS AND ALL WEAR PAD SLIDE PATHWAYS. IF APPLICABLE, THIS INCLUDES ALL PAD GREASE FITTINGS AT THE REAR OF BOOM.</b>	



**BOOM**

**Figure 2-4 Third Boom Section**

8042/10042



PH5230




Figure 2-4 Third Boom Section

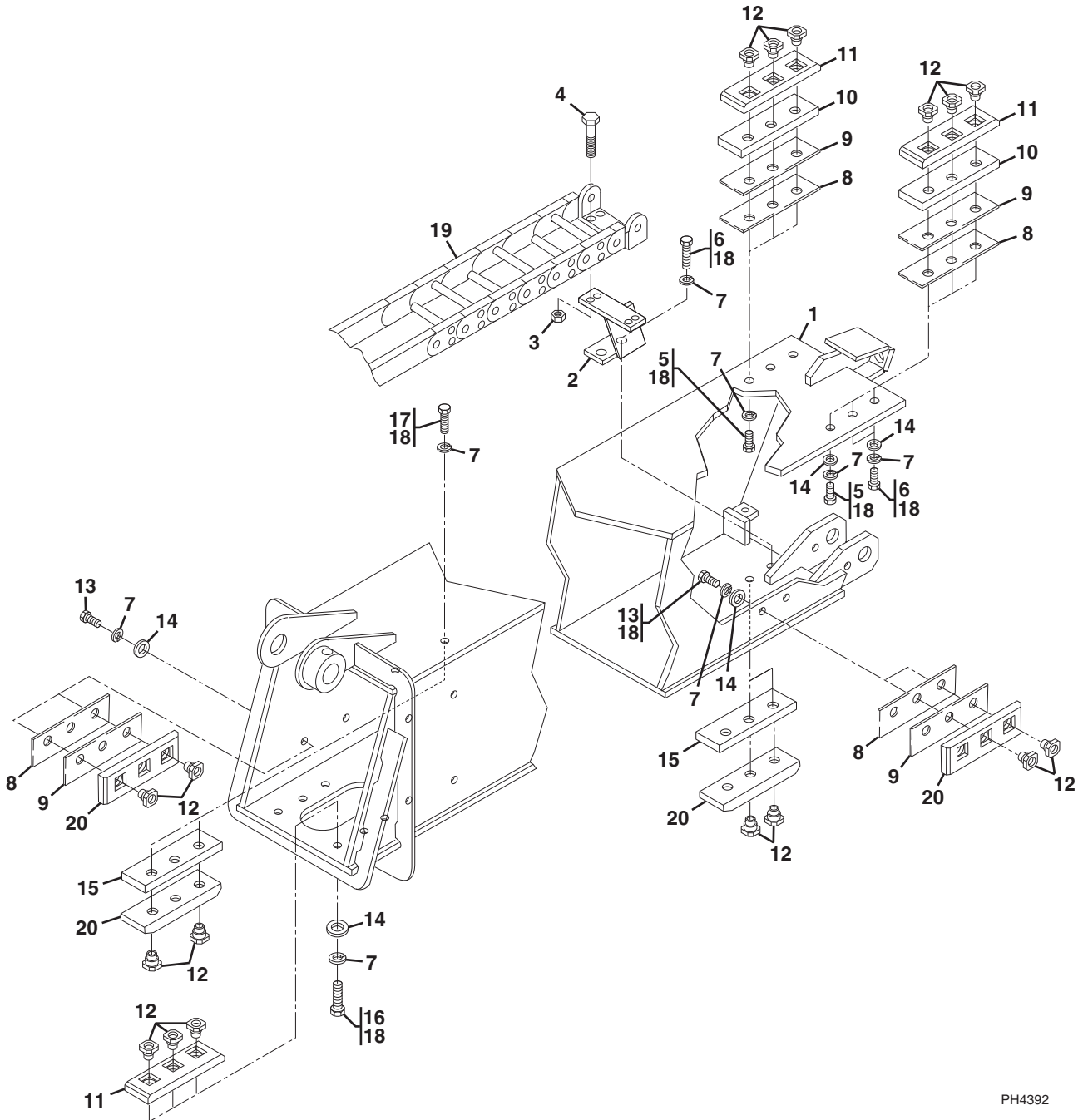
Item	Part Number	Qty.	Description	Rev.
1	7117113	1	THIRD BOOM SECTION, (8042 & 10042)	
2	7082311	16	WEAR PAD INSERT	
3	7111572	2	WEAR PAD	
4	7096882	2	WEAR PAD SPACER, 0.62	
5	7082362	AR	SHIM, WEAR PAD, 0.13	
6	7082342	AR	SHIM, WEAR PAD, 0.07	
7	8307005	16	LOCKWASHER, 3/8	
8	8303679	6	HEX HD CAPSCREW, 3/8-16X1-3/4, (torque to 31 lb-ft/42 Nm)	
9	8526007	AR	LOCTITE® 242™; (apply to items 8, 12 & 13)	
10	7096702	1	WEAR PAD SPACER, 1/2	
11	7079572	5	WEAR PAD	
12	8303675	2	HEX HD CAPSCREW, 3/8-16X1-1/4, (torque to 31 lb-ft/42 Nm)	
13	8303681	8	HEX HD CAPSCREW, 3/8-16X3/4, (torque to 31 lb-ft/42 Nm)	
14	8307204	8	FLAT WASHER, 3/8	
N1	Note	Ref	<b>USE LOCTITE® 242™ (0100011) ON ALL BOLT THREADS AND JAM NUTS.</b>	
N2	Note	Ref	<b>COAT STATIC, NON-ROTATING PIN BORES WITH MOLY-PASTE (3020040). DO NOT COAT THE PIN OR ANY ROTATING PARTS.</b>	
N3	Note	Ref	<b>COAT ALL BUSHINGS, SHEAVES AND ROTATING PIN BORES WITH MYSTIK TETRIMOLY GREASE (14404793) PRIOR TO INSTALLATION OF THE PIN.</b>	
N4	Note	Ref	<b>WEAR PAD SHIMMING:</b> <b>a. WHENEVER A SHIM IS USED WITH A PAD, A SPACER WITH HOLES MUST BE INSERTED BETWEEN PAD AND SHIM.</b> <b>b. THE WEAR PAD OR WEAR PAD INSERT MUST NOT SIT DIRECTLY ON THE SLOTTED SURFACE OF SHIMS.</b> <b>c. ADD WEAR PAD SHIMS AND SPACERS AS RQUIRED TO SHIM BOOM TO MAINTAIN A TOTAL MINIMUM GAP OF 0.070 to 0.130 IN (1.8 TO 3.3 MM) IN BOTH HORIZONTAL AND VERTICAL DIRECTIONS.</b> <b>d. WEAR PAD BOLTS REQUIRE ONE HARDENED WASHER. HOWEVER, UP TO (2) HARDENED WASHERS MAY BE USED EXCEPT WHERE NOTED OTHERWISE. UNDER NO CIRCUMSTANCES SHOULD MORE THAN (2) HARDENED WASHERS EVER BE USED.</b> <b>e. THE LENGTH OF PAD BOLTS DEPENDS ON THE NUMBER OF SHIMS USED. THE BOLT CANNOT EXTEND PAST CHAMFER ON WEAR PAD.</b>	
N5	Note	Ref	<b>ADD MYSTIK TETRIMOLY GREASE (14404793) TO ALL WEAR PADS AND ALL WEAR PAD SLIDE PATHWAYS. IF APPLICABLE, THIS INCLUDES ALL PAD GREASE FITTINGS AT THE REAR OF BOOM.</b>	



# BOOM

## Figure 2-4 Third Boom Section

10054



PH4392






Figure 2-4 Third Boom Section

Item	Part Number	Qty.	Description	Rev.
1	7117414	1	THIRD BOOM SECTION, (10054)	
2	7112732	1	HOSE CLAMP SUPPORT	
3	8305624	4	HEX LOCKNUT, 1/4-20	
4	8310026	4	HEX HD CAPSCREW, 1/4-20X3/4	
5	8303679	4	HEX HD CAPSCREW, 3/8-16X1-3/4, (torque to 31 lb-ft/42 Nm)	
6	8303622	2	HEX HD CAPSCREW, 3/8-16X2, (torque to 31 lb-ft/42 Nm)	
7	8307005	34	LOCKWASHER, 3/8	
8	7082362	AR	SHIM, WEAR PAD, 0.13	
9	7082342	AR	SHIM, WEAR PAD, 0.07	
10	7096882	2	WEAR PAD SPACER, 0.62	
11	7111572	5	WEAR PAD	
12	7082311	34	WEAR PAD INSERT	
13	8303681	16	HEX HD CAPSCREW, 3/8-16X3/4, (torque to 31 lb-ft/42 Nm)	
14	8307204	25	FLAT WASHER, 3/8	
15	7096702	3	WEAR PAD SPACER, 1/2	
16	8303620	6	HEX HD CAPSCREW, 3/8-16X1, (torque to 31 lb-ft/42 Nm)	
17	8303621	4	HEX HD CAPSCREW, 3/8-16X1-1/2, (torque to 31 lb-ft/42 Nm)	
18	8526007	AR	LOCTITE® 242™ (apply to items 5, 6, 13, 16 & 17)	
19		Ref	HOSE CARRIER, (see Figure 8-7 for details)	
20	7079572	11	WEAR PAD	
N1	Note	Ref	<b>USE LOCTITE® 242™ (0100011) ON ALL BOLT THREADS AND JAM NUTS.</b>	
N2	Note	Ref	<b>COAT STATIC, NON-ROTATING PIN BORES WITH MOLY-PASTE (3020040). DO NOT COAT THE PIN OR ANY ROTATING PARTS.</b>	
N3	Note	Ref	<b>COAT ALL BUSHINGS, SHEAVES AND ROTATING PIN BORES WITH MYSTIK TETRIMOLY GREASE (14404793) PRIOR TO INSTALLATION OF THE PIN.</b>	
N4	Note	Ref	<b>WEAR PAD SHIMMING:</b> a. <b>WHENEVER A SHIM IS USED WITH A PAD, A SPACER WITH HOLES MUST BE INSERTED BETWEEN PAD AND SHIM.</b> b. <b>THE WEAR PAD OR WEAR PAD INSERT MUST NOT SIT DIRECTLY ON THE SLOTTED SURFACE OF SHIMS.</b> c. <b>ADD WEAR PAD SHIMS AND SPACERS AS RQUIRED TO SHIM BOOM TO MAINTAIN A TOTAL MINIMUM GAP OF 0.070 to 0.130 IN (1.8 TO 3.3 MM) IN BOTH HORIZONTAL AND VERTICAL DIRECTIONS.</b> d. <b>WEAR PAD BOLTS REQUIRE ONE HARDENED WASHER. HOWEVER, UP TO (2) HARDENED WASHERS MAY BE USED EXCEPT WHERE NOTED OTHERWISE. UNDER NO CIRCUMSTANCES SHOULD MORE THAN (2) HARDENED WASHERS EVER BE USED.</b> e. <b>THE LENGTH OF PAD BOLTS DEPENDS ON THE NUMBER OF SHIMS USED. THE BOLT CANNOT EXTEND PAST CHAMFER ON WEAR PAD.</b>	
N5	Note	Ref	<b>ADD MYSTIK TETRIMOLY GREASE (14404793) TO ALL WEAR PADS AND ALL WEAR PAD SLIDE PATHWAYS. IF APPLICABLE, THIS INCLUDES ALL PAD GREASE FITTINGS AT THE REAR OF BOOM.</b>	



# BOOM

## Figure 2-5 Fourth Boom Section

10054

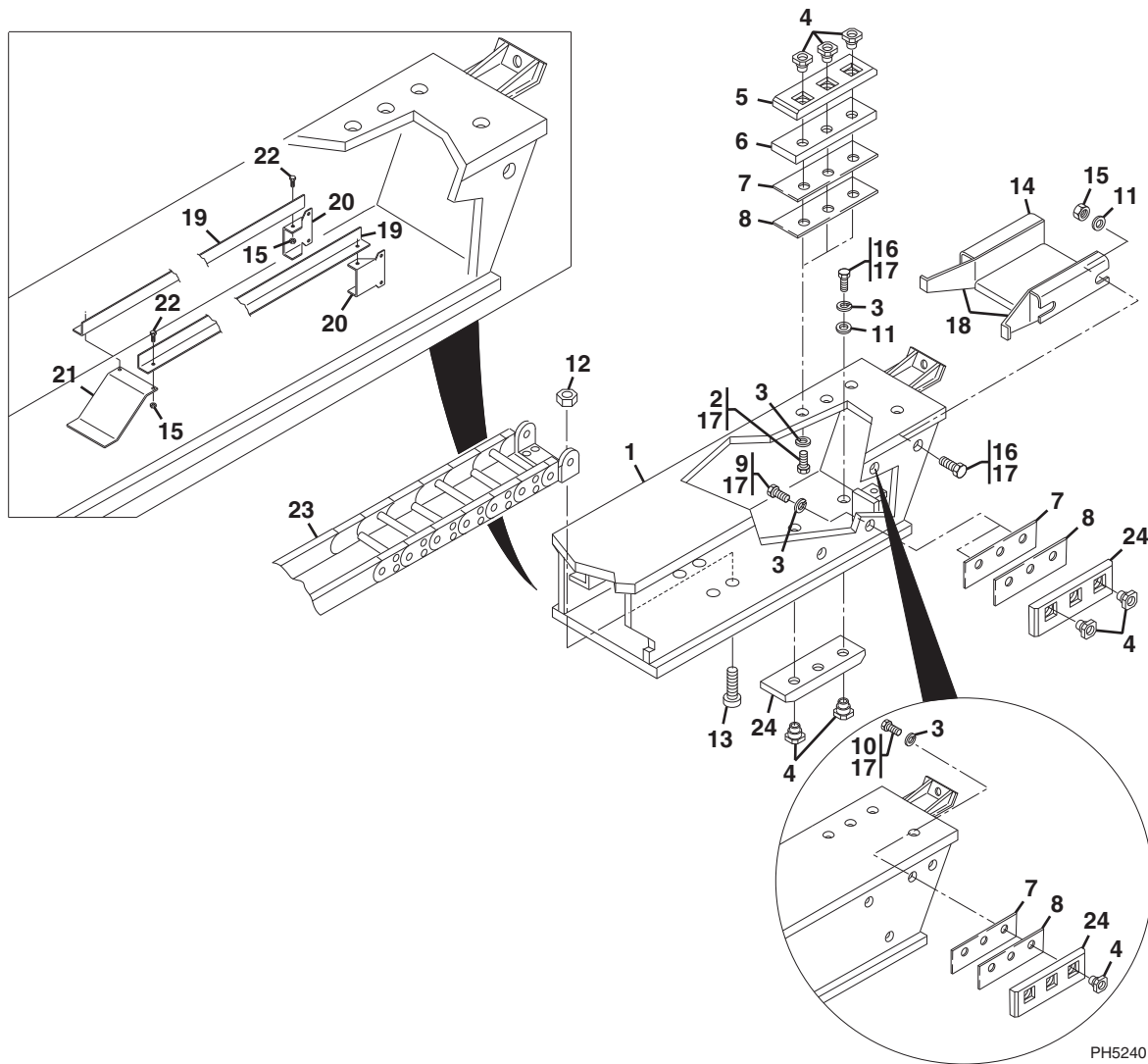




Figure 2-5 Fourth Boom Section

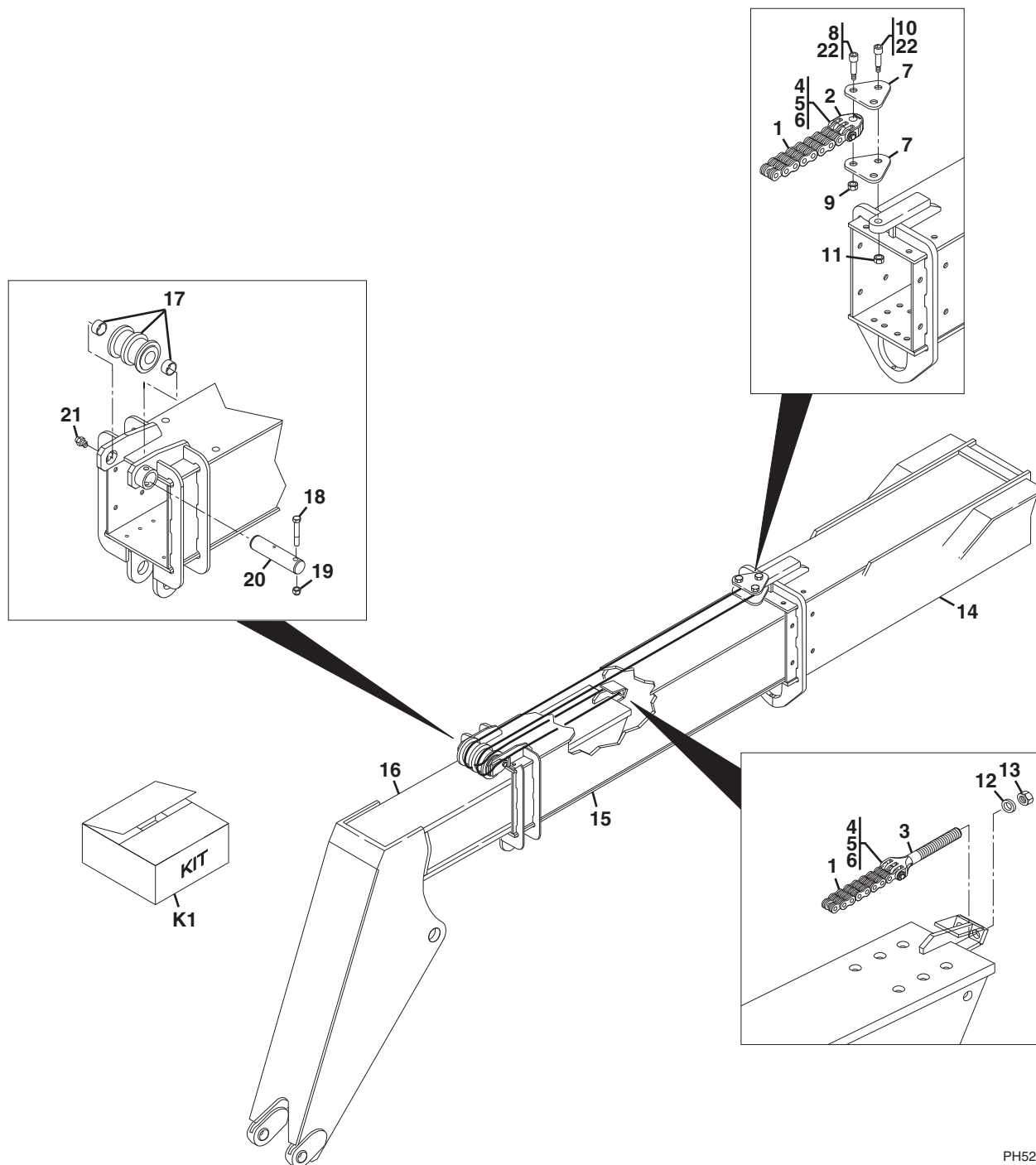
Item	Part Number	Qty.	Description	Rev.
1	7117133	1	FOURTH BOOM SECTION, (10054)	
2	8303621	6	HEX HD CAPSCREW, 3/8-16X1-1/2, (torque to 31 lb-ft/42 Nm)	
3	8307005	16	LOCKWASHER, 3/8	
4	7082311	16	WEAR PAD INSERT	
5	7111572	7	WEAR PAD	
6	7096702	2	WEAR PAD SPACER, 1/2	
7	7082362	AR	SHIM, WEAR PAD, 0.13	
8	7082342	AR	SHIM, WEAR PAD, 0.07	
9	8303681	6	HEX HD CAPSCREW, 3/8-16X3/4	
10	8303620	2	HEX HD CAPSCREW, 3/8-16X1	
11	8307204	6	FLAT WASHER, 3/8	
12	8305624	4	HEX LOCKNUT, 1/4-20	
13	8303540	4	HEX HD CAPSCREW, 1/4-20X1	
14	7114922	1	GUIDE	
15	8305645	6	HEX LOCKNUT, 3/8-16	
16	8303620	2	HEX HD CAPSCREW, 3/8-16X1, (torque to 31 lb-ft/42 Nm)	
17	8526036	AR	LOCTITE® 242™, (apply to items 2, 9, 10 & 16)	
18	5746411	2	MOLDING	
19	7110172	2	HOSE CARRIER GUIDE	
20	7127862	2	GUIDE SUPPORT, (rear)	
21	7127852	1	GUIDE SUPPORT, (front)	
22	8303738	4	HEX HD CAPSCREW, 3/8-16X7/8	
23		Ref	HOSE CARRIER, (see Figure 8-7 for details)	
24	7079572	4	WEAR PAD	
N1	Note	Ref	<b>USE LOCTITE® 242™ (0100011) ON ALL BOLT THREADS AND JAM NUTS.</b>	
N2	Note	Ref	<b>COAT STATIC, NON-ROTATING PIN BORES WITH MOLY-PASTE (3020040). DO NOT COAT THE PIN OR ANY ROTATING PARTS.</b>	
N3	Note	Ref	<b>COAT ALL BUSHINGS, SHEAVES AND ROTATING PIN BORES WITH MYSTIK TETRIMOLY GREASE (14404793) PRIOR TO INSTALLATION OF THE PIN.</b>	
N4	Note	Ref	<b>WEAR PAD SHIMMING:</b> <b>a. WHENEVER A SHIM IS USED WITH A PAD, A SPACER WITH HOLES MUST BE INSERTED BETWEEN PAD AND SHIM.</b> <b>b. THE WEAR PAD OR WEAR PAD INSERT MUST NOT SIT DIRECTLY ON THE SLOTTED SURFACE OF SHIMS.</b> <b>c. ADD WEAR PAD SHIMS AND SPACERS AS REQUIRED TO SHIM BOOM TO MAINTAIN A TOTAL MINIMUM GAP OF 0.070 to 0.130 IN (1.8 to 3.3 MM) IN BOTH HORIZONTAL AND VERTICAL DIRECTIONS.</b> <b>d. WEAR PAD BOLTS REQUIRE ONE HARDENED WASHER. HOWEVER, UP TO (2) HARDENED WASHERS MAY BE USED EXCEPT WHERE NOTED OTHERWISE. UNDER NO CIRCUMSTANCES SHOULD MORE THAN (2) HARDENED WASHERS EVER BE USED.</b> <b>e. THE LENGTH OF PAD BOLTS DEPENDS ON THE NUMBER OF SHIMS USED. THE BOLT CANNOT EXTEND PAST CHAMFER ON WEAR PAD.</b>	
N5	Note	Ref	<b>ADD MYSTIK TETRIMOLY GREASE (14404793) TO ALL WEAR PADS AND ALL WEAR PAD SLIDE PATHWAYS. IF APPLICABLE, THIS INCLUDES ALL PAD GREASE FITTINGS AT THE REAR OF BOOM.</b>	



# BOOM

## Figure 2-6 Extend Chains

8042/10042



PH5250




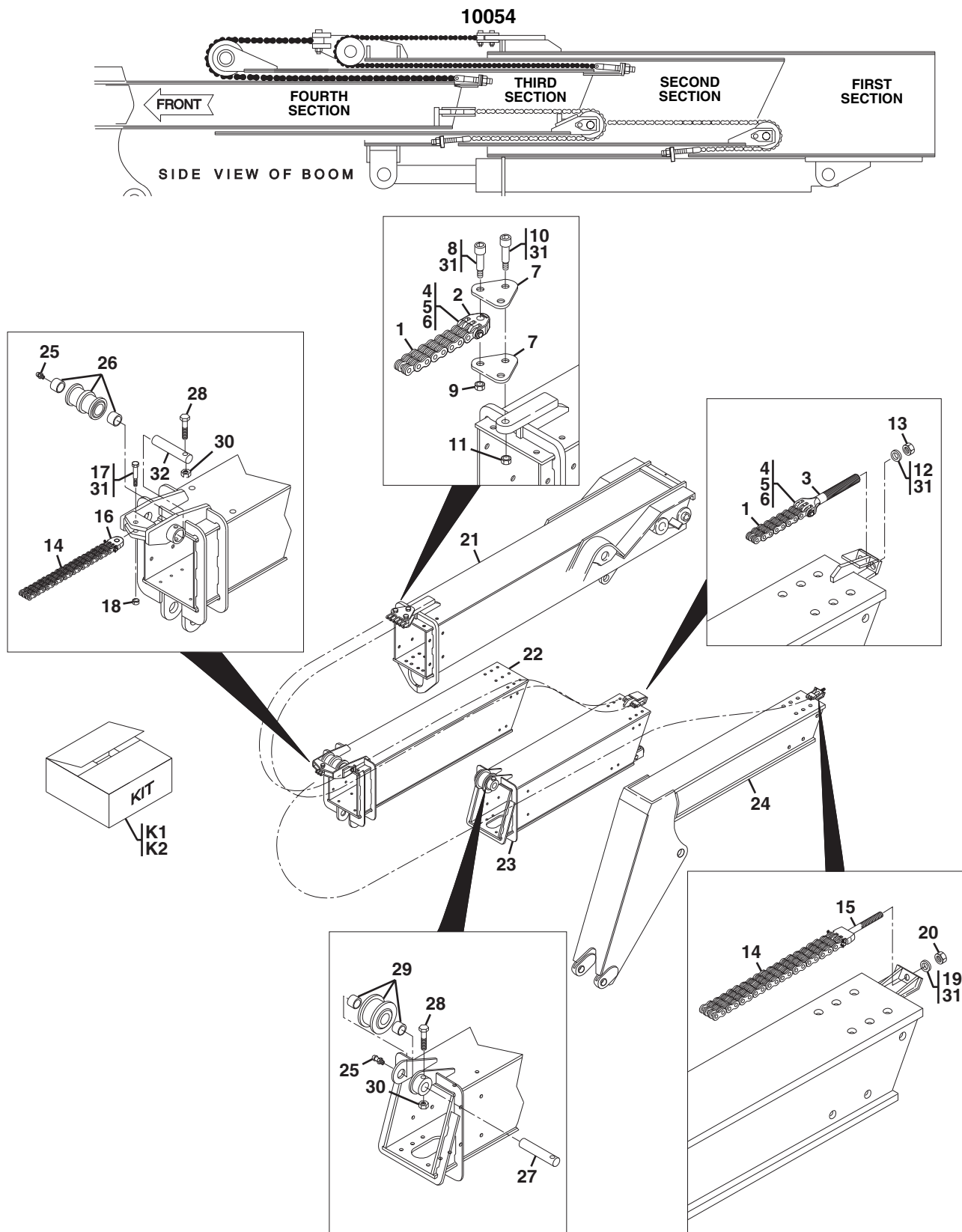
Figure 2-6 Extend Chains

Item	Part Number	Qty.	Description	Rev.
	7139690	2	EXTEND CHAIN & CLEVIS ASSY, (includes items 1 thru 6)	B
1	8127022	2	EXTEND CHAIN	
2	7139416	2	FEMALE ANCHOR CLEVIS	
3	7139032	2	FEMALE ANCHOR CLEVIS	
4	8124138	4	CHAIN CLEVIS PIN	
5	8642237	8	RETAINING RING	
6	8522012	AR	ANTI-SEIZE LUBE, (apply to item 4)	
7	7139180	2	EXTEND CHAIN YOKE	
8	8310019	2	SOCKET HD SHOULDER SCREW, 1/2X1-1/2X3/8-16	
9	8305645	2	HEX LOCKNUT, 3/8-16	
10	8310020	1	SOCKET HD SHOULDER SCREW, 5/8X1-1/2X1/2-13	
11	8305644	1	HEX LOCKNUT, 1/2-13	
12	8307104	2	PLAIN WASHER, 3/4	
13	8305646	2	HEX LOCKNUT, 3/4-16	
14		Ref	FIRST BOOM SECTION, (see Figure 2-2 for details)	
15		Ref	SECOND BOOM SECTION, (see Figure 2-3 for details)	
16		Ref	THIRD BOOM SECTION, (see Figure 2-4 for details)	
17	1001101845	1	SHEAVE ASSY	
	7114112	1	EXTEND CHAIN SHEAVE	
	7126662	2	BUSHING	
18	8303634	1	HEX HD CAPSCREW, 5/8-11X4	
19	8305643	1	HEX LOCKNUT, 5/8-11	
20	1001097735	1	EXTEND CHAIN SHEAVE PIN	
21	8520001	1	STRAIGHT LUBE FITTING, 1/8	
22	8522012	AR	ANTI SEIZE LUBE, (apply to items 8 & 10)	
K1	8024032	1	EXTEND CHAINS SERVICE KIT, (includes items 1 thru 13)	



# BOOM

## Figure 2-6 Extend Chains



PH5260




Figure 2-6 Extend Chains

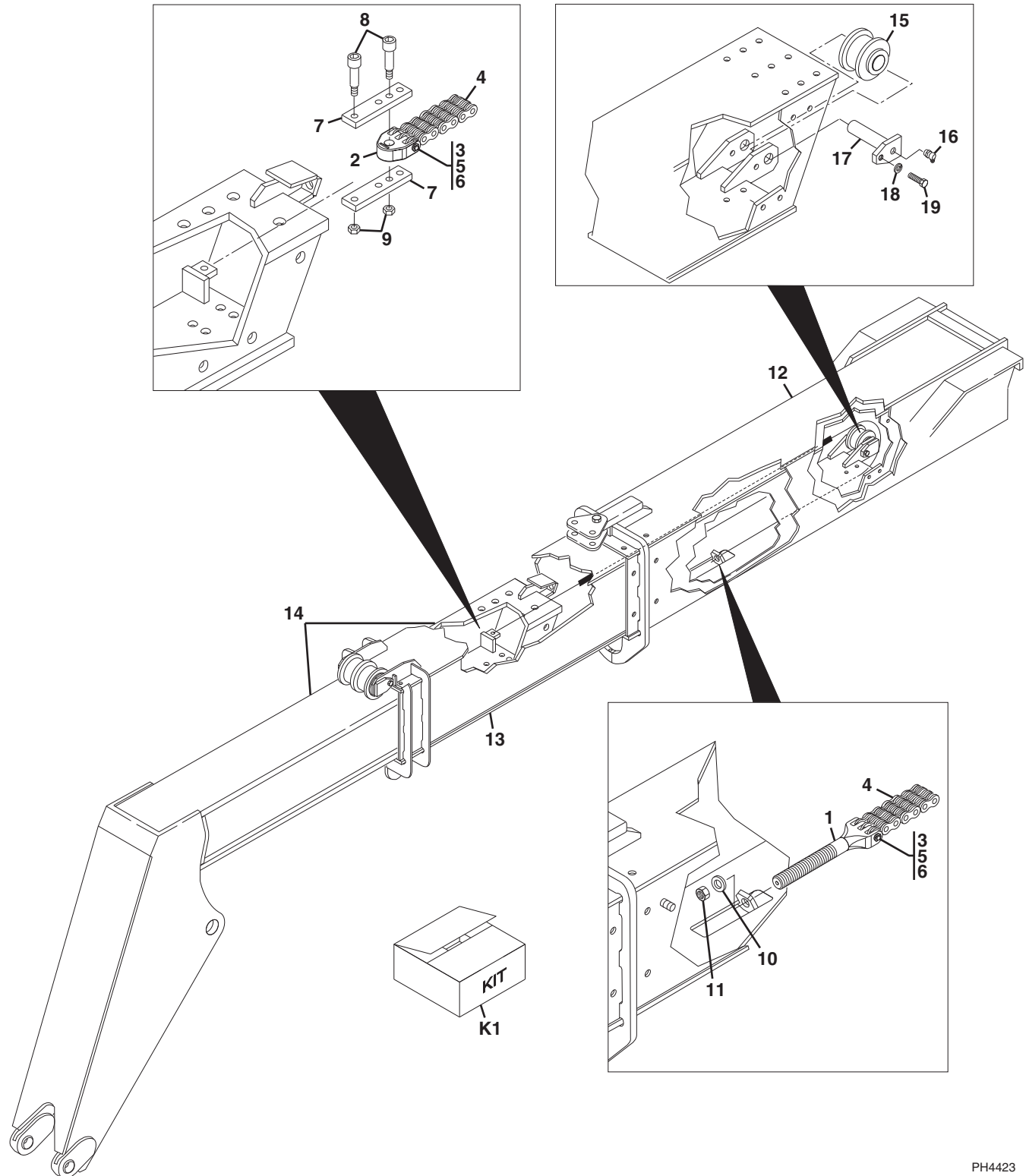
Item	Part Number	Qty.	Description	Rev.
	7139690	2	THIRD BOOM SECTION EXTEND CHAIN & CLEVIS ASSY, (includes items 1 thru 6)	B
1	8127022	2	EXTEND CHAIN	
2	7139416	2	FEMALE ANCHOR CLEVIS	
3	7139032	2	FEMALE ANCHOR CLEVIS	
4	8124138	4	CHAIN CLEVIS PIN	
5	8642237	8	RETAINING RING	
6	8522012	AR	ANTI-SEIZE LUBE, (apply to item 4)	
7	7139180	2	EXTEND CHAIN YOKE	
8	8310019	2	SOCKET HD SHOULDER SCREW, 1/2X1-1/2X3/8-16	
9	8305645	2	HEX LOCKNUT, 3/8-16	
10	8310020	1	SOCKET HD SHOULDER SCREW, 5/8X1-1/2X1/2-13	
11	8305644	1	HEX LOCKNUT, 1/2-13	
12	8307104	2	FLAT WASHER, 3/4	
13	8305646	2	HEX LOCKNUT, 3/4-16	
	7139693	1	FOURTH BOOM SECTION EXTEND CHAIN & CLEVIS ASSY, (includes items 14 thru 16)	C
14	8127009	1	EXTEND CHAIN	
15	7113952	1	ANCHOR CLEVIS	
16	7113982	1	ANCHOR CLEVIS	
17	8310205	1	SOCKET HD SHOULDER SCREW, 3/4X2-1/2	
18	8305643	1	HEX LOCKNUT, 5/8-11	
19	8310066	1	FLAT WASHER, 1	
20	8310210	1	HEX LOCKNUT, 1-14	
21		Ref	FIRST BOOM SECTION, (see Figure 2-2 for details)	
22		Ref	SECOND BOOM SECTION, (see Figure 2-3 for details)	
23		Ref	THIRD BOOM SECTION, (see Figure 2-4 for details)	
24		Ref	FOURTH BOOM SECTION, (see Figure 2-5 for details)	
25	8520001	2	STRAIGHT LUBE FITTING, 1/8	
26	1001101845	1	SHEAVE ASSY	
	7114112	1	EXTEND CHAIN SHEAVE	
	7126662	2	BUSHING	
27	7117582	1	EXTEND CHAIN SHEAVE PIN	
28	8303634	2	HEX HD CAPSCREW, 5/8-11X4	
29	1001101867	1	SHEAVE ASSY	
	7114032	1	EXTEND CHAIN SHEAVE	
	7117502	2	BUSHING	
30	8305643	2	HEX LOCKNUT, 5/8-11	
31	8522012	AR	ANTI SEIZE LUBE, (apply to items 8, 10, 12, 17 & 19)	
32	1001097735	1	PIN	
K1	8024032	1	THIRD BOOM SECTION EXTEND CHAINS SERVICE KIT, (includes items 1 thru 13)	
K2	8024053	1	FOURTH BOOM SECTION EXTEND CHAIN SERVICE KIT, (includes items 17 thru 20)	



# BOOM

## Figure 2-7 Retract Chains

8042/10042



PH4423






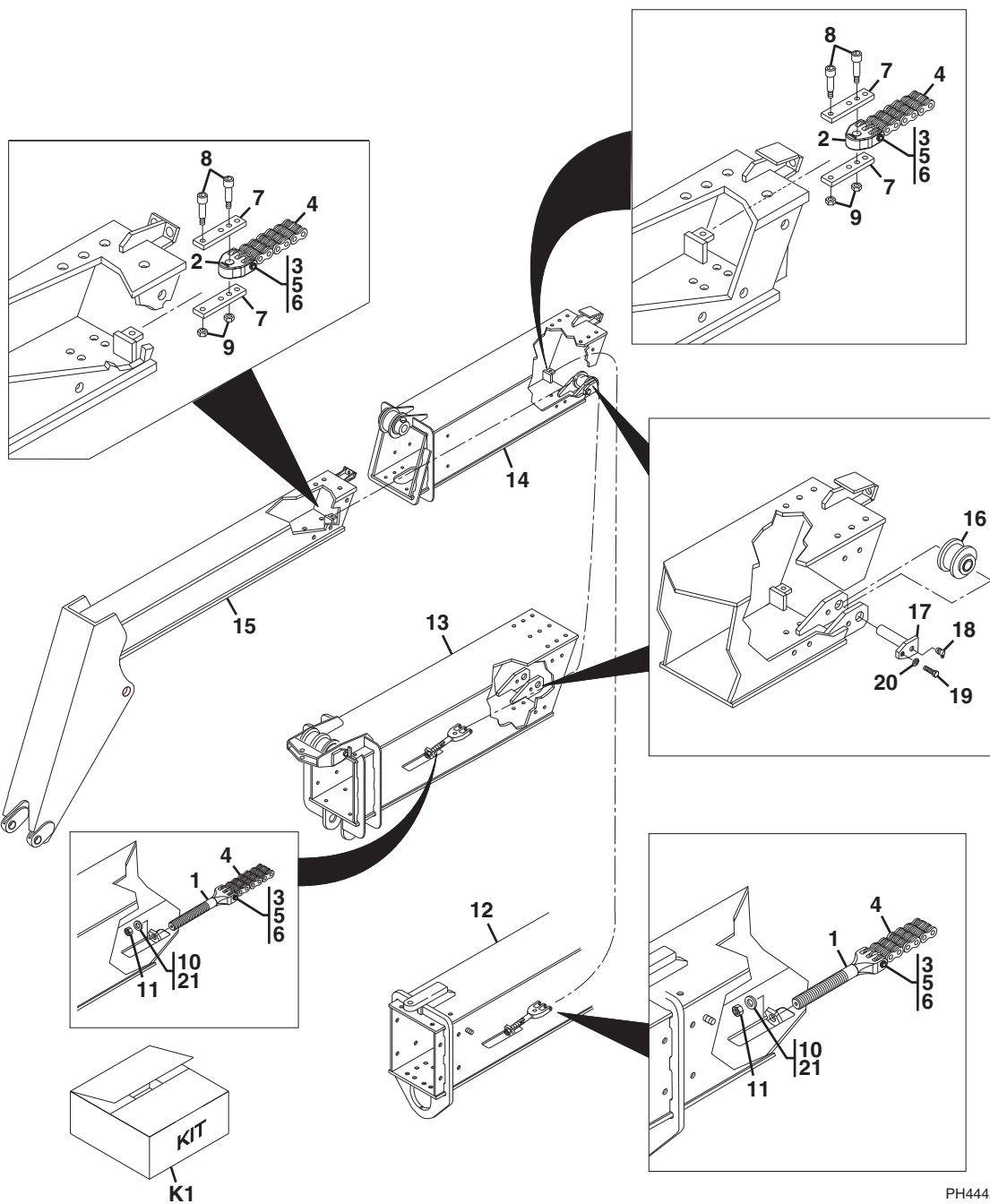
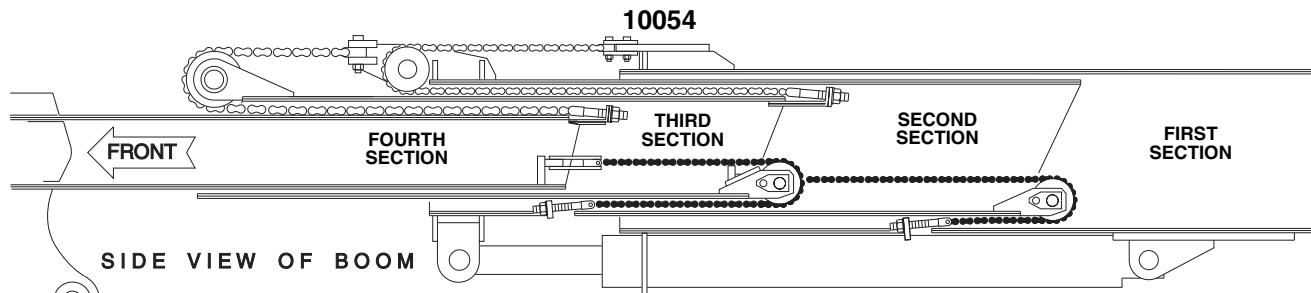
Figure 2-7 Retract Chains

Item	Part Number	Qty.	Description	Rev.
	7139692	1	RETRACT CHAIN & CLEVIS ASSY, (includes items 1 thru 6)	B
1	7139032	1	FEMALE ANCHOR CLEVIS	
2	7139416	1	FEMALE ANCHOR CLEVIS	
3	8124138	2	CHAIN CLEVIS PIN	
4	8127024	1	RETRACT CHAIN	
5	8522012	AR	ANTI-SEIZE LUBE, (apply to item 3)	
6	8642237	4	RETAINING RING	
7	7117031	2	RETRACT CHAIN ANCHOR LINK	
8	8310019	2	SOCKET HD SHOULDER SCREW, 1/2X1-1/2X3/8-16	
9	8305645	2	HEX LOCKNUT, 3/8-16	
10	8307104	1	PLAIN WASHER, 3/4	
11	8305646	1	HEX LOCKNUT, 3/4-16	
12		Ref	FIRST BOOM SECTION, (see Figure 2-2 for details)	
13		Ref	SECOND BOOM SECTION, (see Figure 2-3 for details)	
14		Ref	THIRD BOOM SECTION, (see Figure 2-4 for details)	
15	7138986	1	RETRACT CHAIN SHEAVE WITH BUSHINGS	
16	8520003	1	LUBE FITTING, 90 DEGREES, 1/8	
17	7138977	1	RETRACT CHAIN SHEAVE PIN	
18	8307007	1	LOCKWASHER, 1/2	
19	8303624	1	HEX HD CAPSCREW, 1/2-13X1	
K1	8024033	1	RETRACT CHAIN SERVICE KIT, (includes items 1 thru 11)	



# BOOM

### Figure 2-7 Retract Chains



PH4442




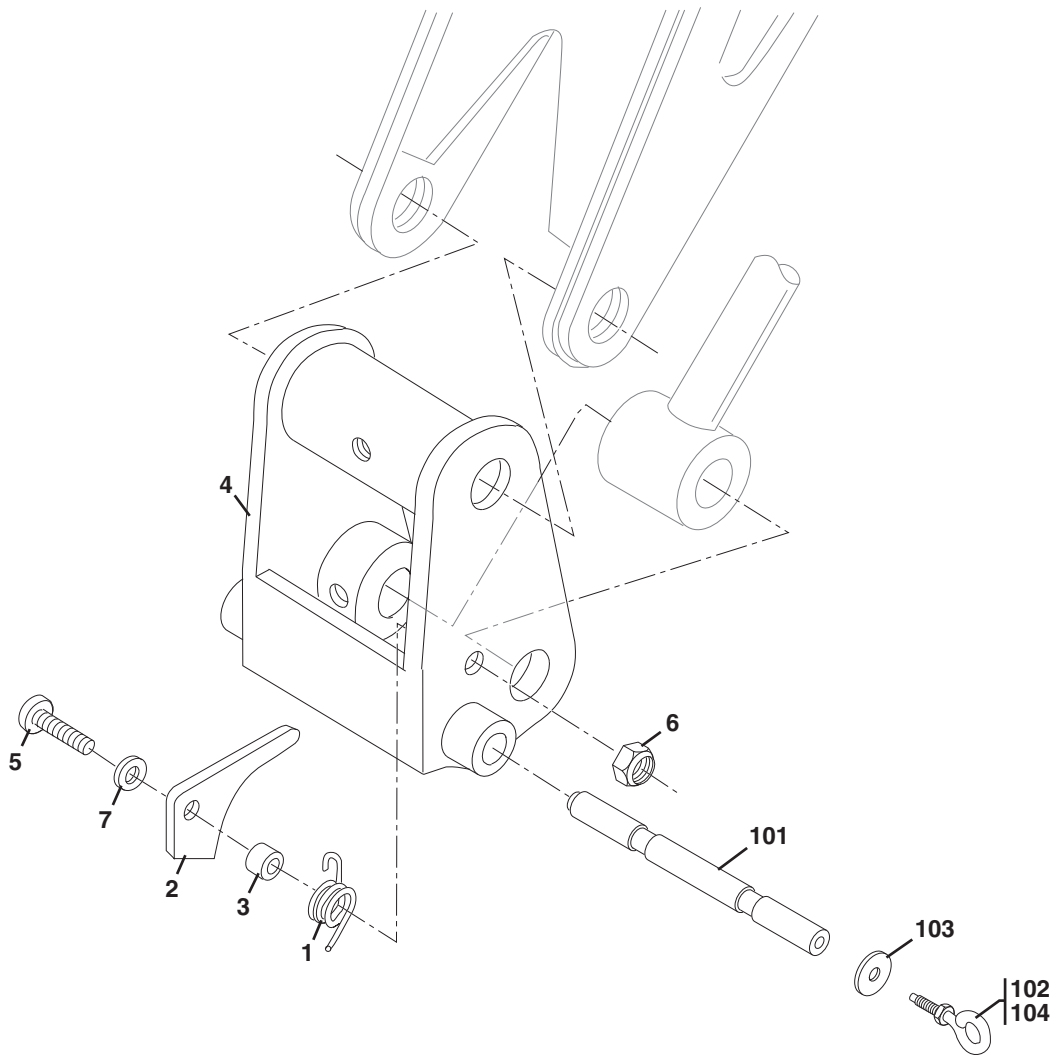
Figure 2-7 Retract Chains

Item	Part Number	Qty.	Description	Rev.
	7139692	1	RETRACT CHAIN & CLEVIS ASSY, (includes items 1 thru 6)	B
1	7139032	1	FEMALE ANCHOR CLEVIS	
2	7139416	1	FEMALE ANCHOR CLEVIS	
3	8124138	2	CHAIN CLEVIS PIN	
4	8127024	1	RETRACT CHAIN	
5	8522012	AR	ANTI-SEIZE LUBE, (apply to item 3)	
6	8642237	4	RETAINING RING	
7	7117031	2	RETRACT CHAIN ANCHOR LINK	
8	8310019	2	SOCKET HD SHOULDER SCREW, 1/2X1-1/2X3/8-16	
9	8305645	2	HEX LOCKNUT, 3/8-16	
10	8307104	1	PLAIN WASHER, 3/4	
11	8305646	1	HEX LOCKNUT, 3/4-16	
12		Ref	FIRST BOOM SECTION, (see Figure 2-2 for details)	
13		Ref	SECOND BOOM SECTION, (see Figure 2-3 for details)	
14		Ref	THIRD BOOM SECTION, (see Figure 2-4 for details)	
15		Ref	FOURTH BOOM SECTION, (see Figure 2-5 for details)	
16	7138986	1	RETRACT CHAIN SHEAVE WITH BUSHINGS	
17	7138977	1	RETRACT CHAIN SHEAVE PIN	
18	8520003	1	LUBE FITTING, 90 DEGREES, 1/8	
19	8303624	3	HEX HD CAPSCREW, 1/2-13X1	
20	8307007	2	LOCKWASHER, 1/2	
21	8522012	AR	ANTI SEIZE LUBE, (apply to item 10)	
K1	8024033	2	RETRACT CHAIN SERVICE KIT, (Includes Items 1 thru 11)	



# BOOM

Figure 2-8 Quick Attach






Figure 2-8 Quick Attach

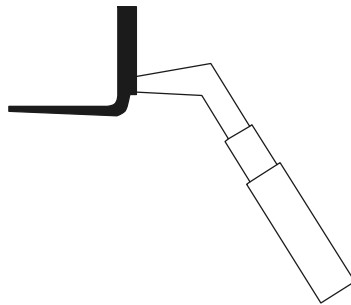
Item	Part Number	Qty.	Description	Rev.
	7139864	1	QUICK ATTACH ASSY, (includes items 1 thru 7)	B
1	7085552	1	TORSION SPRING	
2	7085562	1	LATCH	
3	7085571	1	SPACER	
4	7139863	1	QUICK ATTACH	
5	8303638	1	HEX HD CAPSCREW, 3/4-10X2-3/4	
6	8305619	1	HEX LOCKNUT, 3/4-10	
7	8307104	1	FLAT WASHER, 3/4	
	7118892	1	LOCK PIN ASSY, (includes items 101 thru 104)	B
101	7118882	1	PIN	
102	8310266	1	SHANK BOLT EYE, 1/2-13X2	
103	8310276	1	FLAT WASHER, 0.51X1.88X0.125	
104	8526007	AR	LOCTITE® 242™, (apply to item 102)	

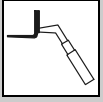


**BOOM**

**This Page Intentionally Left Blank**

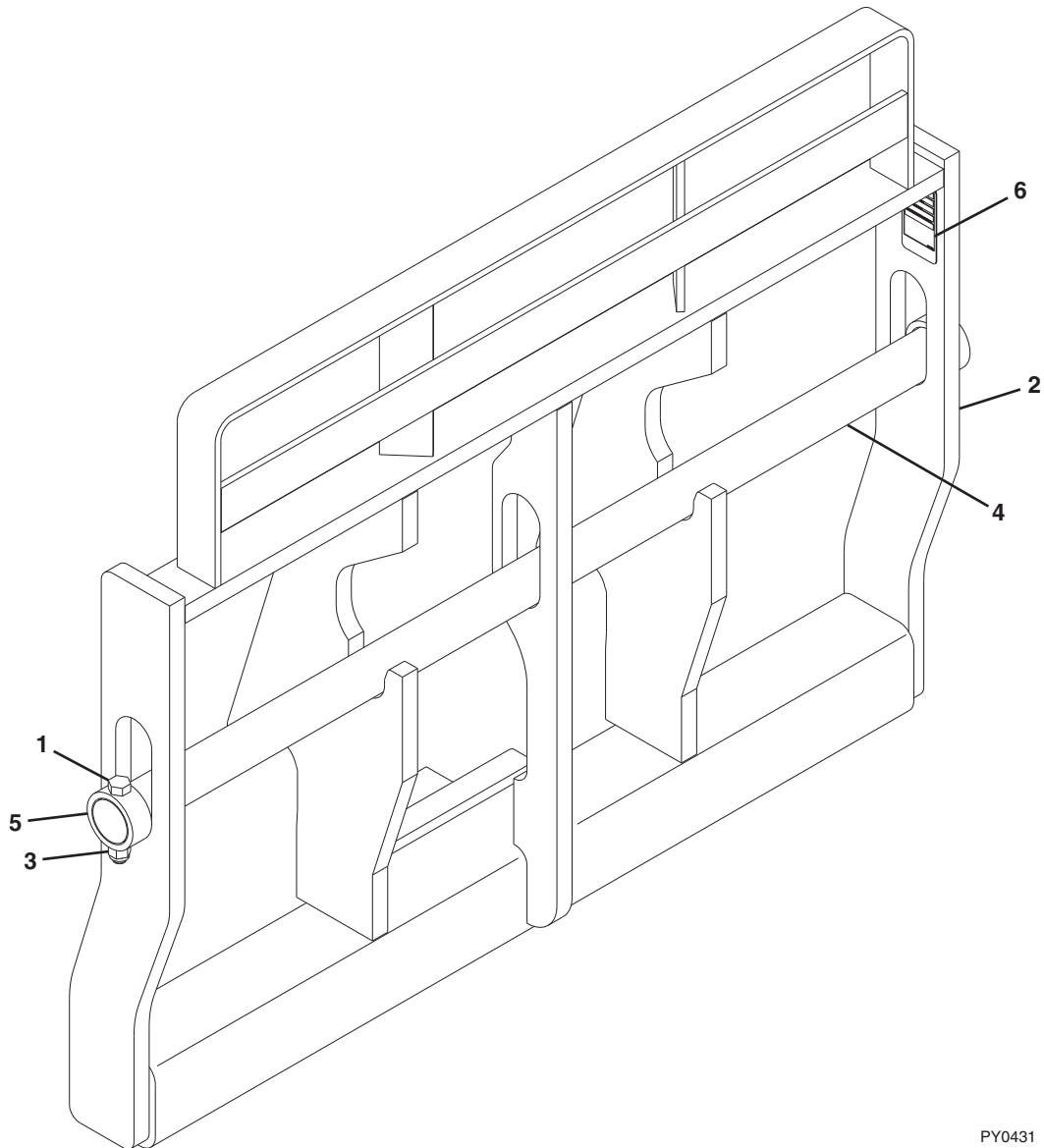
# SECTION 3 ATTACHMENTS





# ATTACHMENTS

Figure 3-1 Tilt Carriage



PY0431



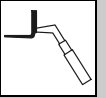
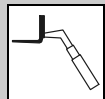


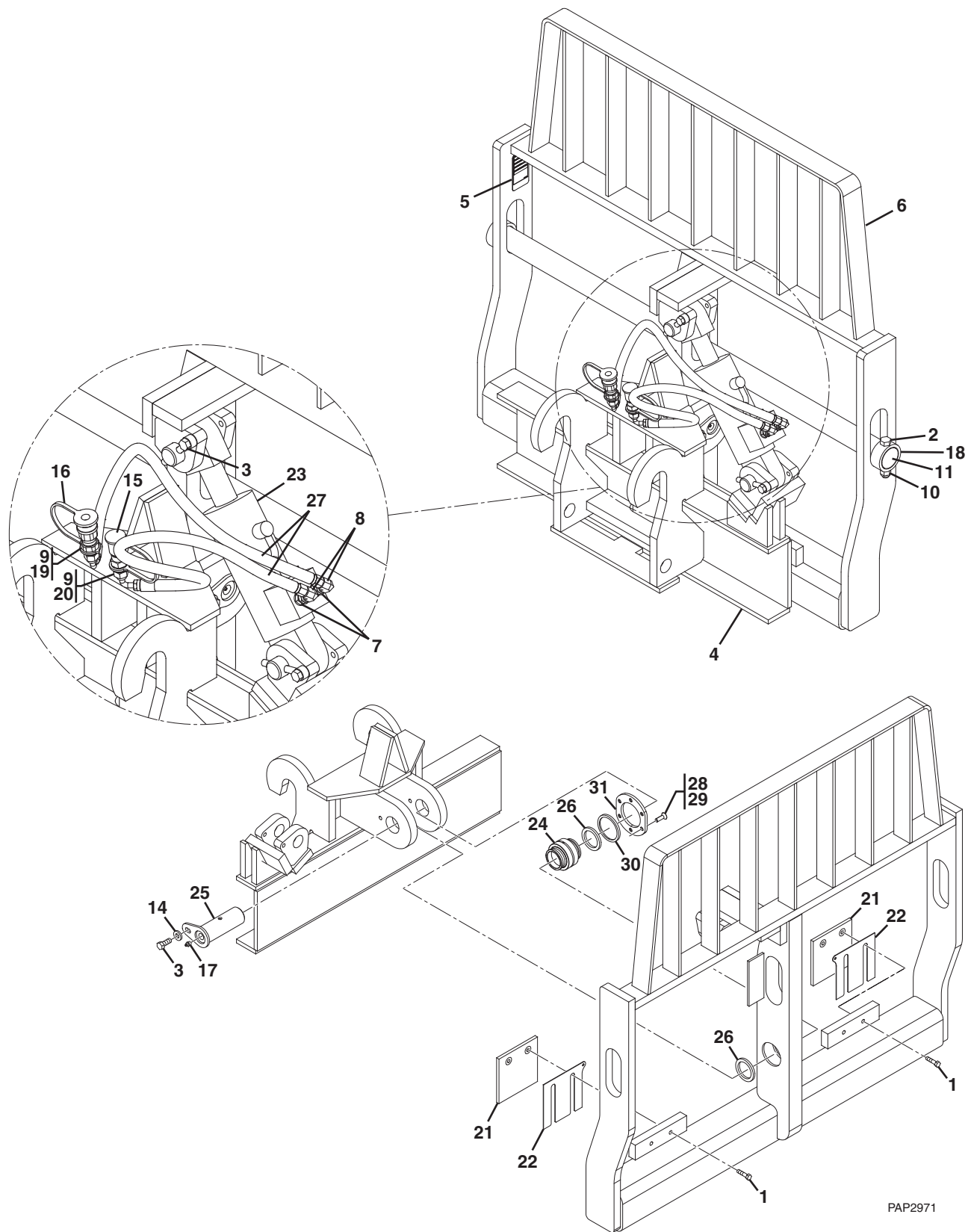
Figure 3-1 Tilt Carriage

Item	Part Number	Qty.	Description	Rev.
	1170021	1	50 IN TILT CARRIAGE, (includes items 1 thru 6)	D
	1170024	1	60 IN TILT CARRIAGE, (includes items 1 thru 6)	D
	1001132514	1	72 IN TILT CARRIAGE, (includes items 1 thru 6)	A
1	0642032	2	HEX HD CAPSCREW, 5/8-11X4, GR5	
2	NSS	1	TILT CARRIAGE	
3	3300240	2	LOCKNUT, 5/8-11	
4	3423275	1	50 IN FORK PIN	
	3423242	1	60 IN FORK PIN	
	3423276	1	72 IN FORK PIN	
5	90200003	2	COLLAR	
6	NSS	1	S/N PLATE	



# ATTACHMENTS

## Figure 3-2 Side Tilt Carriage



PAP2971

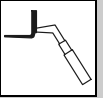
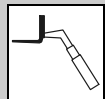


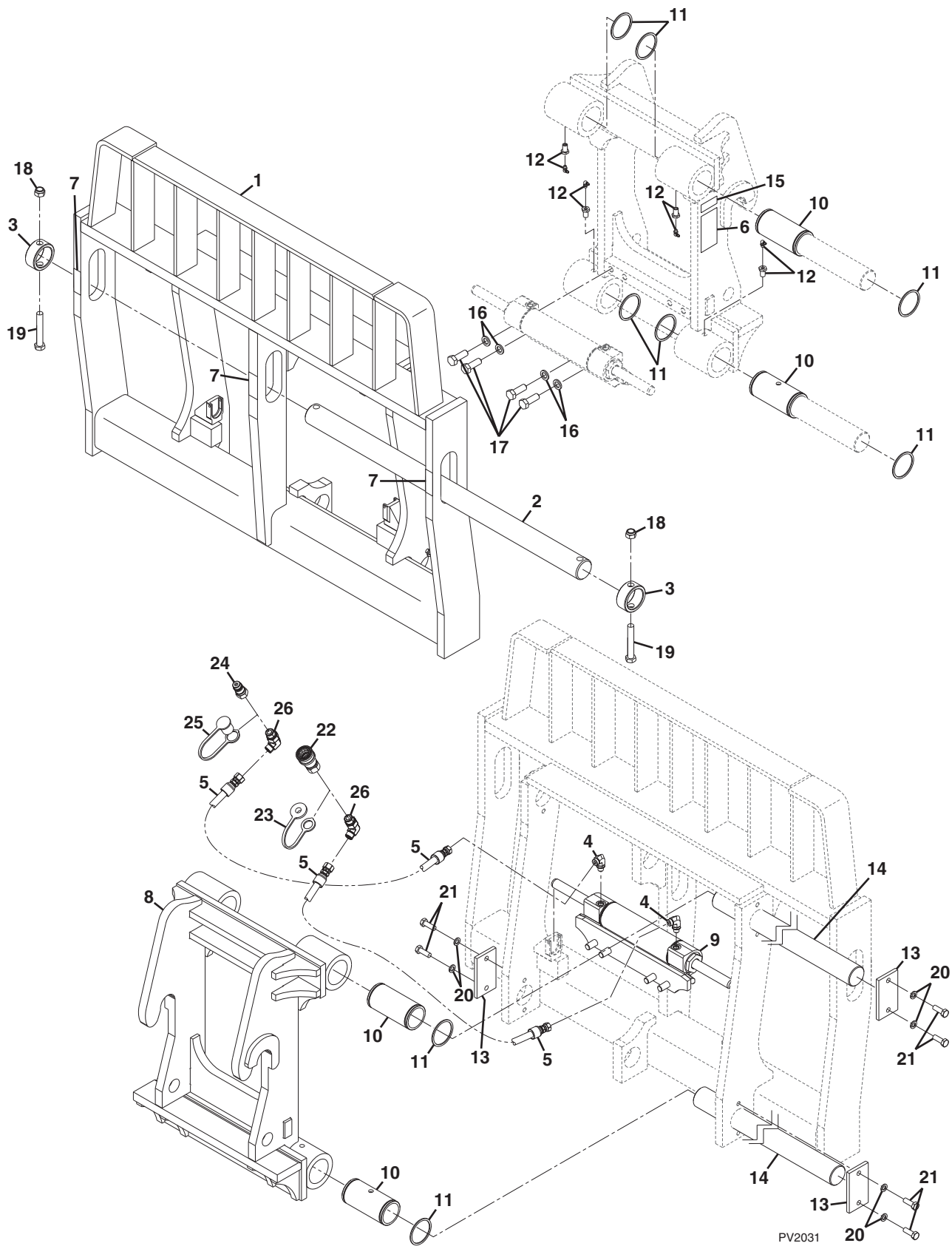
Figure 3-2 Side Tilt Carriage

Item	Part Number	Qty.	Description	Rev.
	1170054	1	50 IN SIDE TILT CARRIAGE, (includes all items)	H
	1001101956	1	60 IN SIDE TILT CARRIAGE, (includes all items)	H
	1170057	1	72 IN SIDE TILT CARRIAGE, (includes all items)	H
1	0641612	4	HEX HD CAPSCREW, 3/8-16X1-1/2	
2	0642032	2	HEX HD CAPSCREW, 5/8-11X4	
3	0681810	3	HEX HD CAPSCREW, 1/2-13X1-1/4	
4	NSS	1	CARRIAGE BASE	
5	NSS	1	S/N PLATE	
6	NSS	1	SIDE TILT CARRIAGE	
7	2110606	2	CONNECTOR	
8	2172106	2	ADAPTER, 90 DEGREES	
9	2110808	2	CONNECTOR, (50 IN & 72 IN Side Tilt Carriage)	
	2110608	2	CONNECTOR, (60 IN Side Tilt Carriage)	
10	3300240	2	LOCK NUT, 5/8-11	
11	3423275	1	50 IN FORK PIN	
	3423242	1	60 IN FORK PIN	
	3423276	1	72 IN FORK PIN	
14	4891800	1	WASHER, 1/2	
15	8420053	1	DUST CAP	
16	8420055	1	DUST PLUG	
17	88671001	1	GREASE FITTING	
18	90200003	2	COLLAR	
19	91403413	1	FEMALE QUICK DISCONNECT	
20	91403414	1	MALE QUICK DISCONNECT	
21	1001090063	2	WEAR PAD	
22	1001090064	AR	SHIM	
23		Ref	SIDE TILT CARRIAGE CYLINDER & MOUNTING HARDWARE, (see Figure 9-14 for details)	
24	1001090140	1	BEARING	
25	1001099113	1	PIN	
26	1001099115	2	SLEEVE	
27	1001102378	2	HOSE ASSY, 3/8X39	
28	0100011	AR	LOCTITE® 242™	
29	0741610	6	FLAT HD SOCKET SCREW, 3/8-16X1-1/4	
30	1001120914	1	BEARING RETAINER SHIM	
31	1001120915	1	BEARING RETAINER PLATE	



# ATTACHMENTS

Figure 3-3 50 In Side Shift Carriage



PV2031

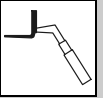
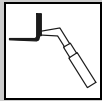


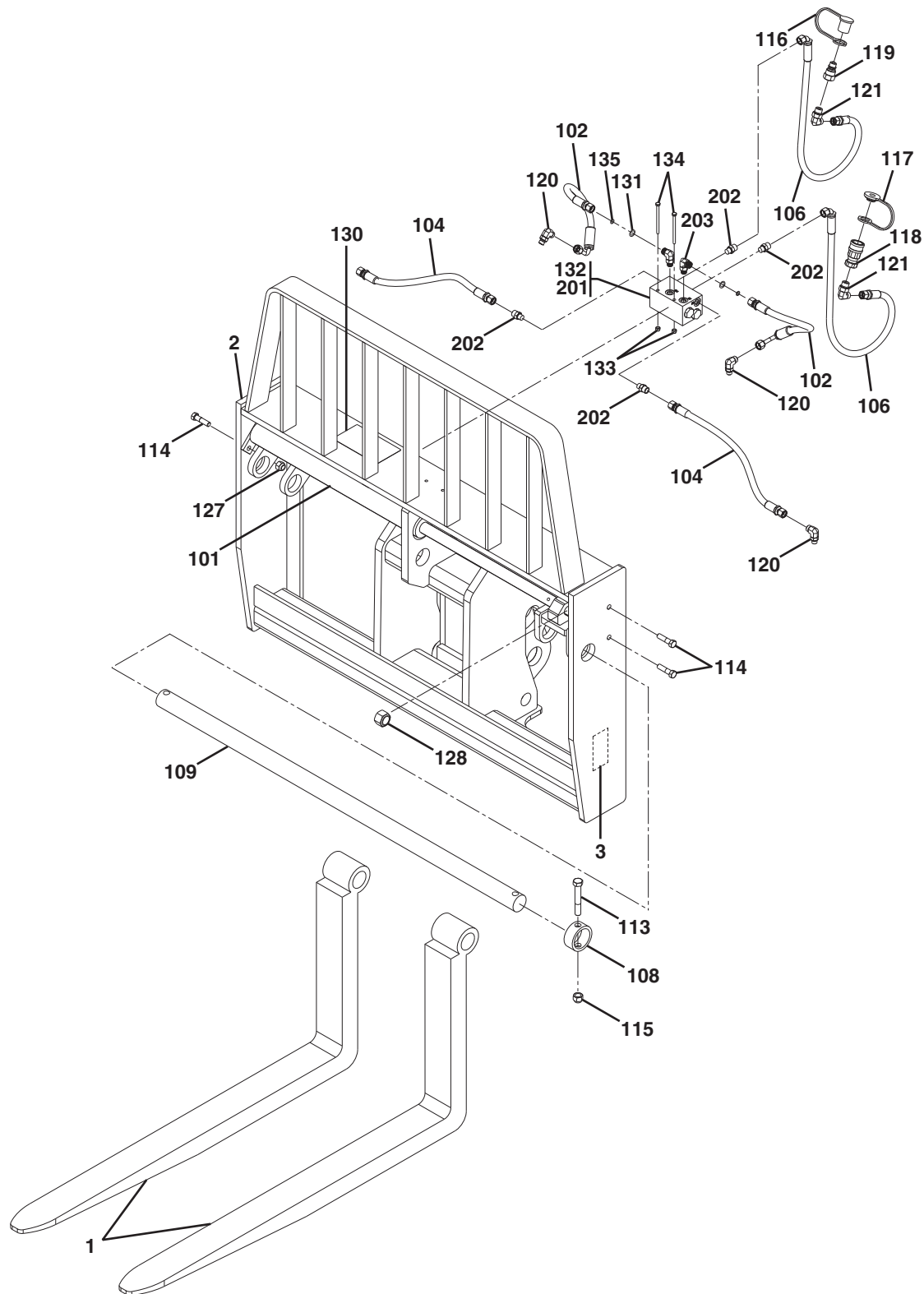
Figure 3-3 50 In Side Shift Carriage

Item	Part Number	Qty.	Description	Rev.
	1001142790	1	50 IN SIDE SHIFT CARRIAGE, (includes all items)	B
1	NSS	1	WELDMENT	
2	70024535	1	SHAFT	
3	70024536	2	COLLAR	
4	70024123	2	ADAPTER, 90 DEGREES, (includes o-ring)	
5	70024537	2	HOSE ASSEMBLY	
6	NSS	1	S/N PLATE	
7	70024538	3	WARNING DECAL	
8	NSS	1	WELDMENT	
9		Ref	50 IN SIDE SHIFT CYLINDER, (see Figure 9-8 for details)	
10	70024540	4	BUSHING	
11	70024541	8	CIRCLIP	
12	70024542	4	GREASE FITTING	
13	70024543	4	RETAINER	
14	70024544	2	SHAFT	
15	NSS	1	S/N PLATE	
16	70024551	4	LOCKWASHER, 16mm	
17	70024552	4	HEX HD CAPSCREW, M16X45, GR10.9	
18	70024553	2	HEX NUT, M16, GR8	
19	70024554	2	HEX HD CAPSCREW, M16X100, GR10.9	
20	70022997	8	LOCKWASHER, 12mm	
21	70024555	8	HEX HD CAPSCREW, M12X35, GR10.9	
22	91403413	1	FEMALE QUICK DISCONNECT	
23	8420055	1	DUST PLUG	
24	91403414	1	MALE QUICK DISCONNECT	
25	8420053	1	DUST CAP	
26	70024550	2	ADAPTER, 90 DEGREES, (includes o-ring)	
K1	70024545	1	HYDRAULIC REPAIR KIT, (includes items 5, 22 thru 26)	B
K2	70024546	1	RETAINER KIT, (includes items 13, 20 & 21)	B



# ATTACHMENTS

Figure 3-4 50 In Dual Fork Carriage



PH5130

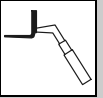


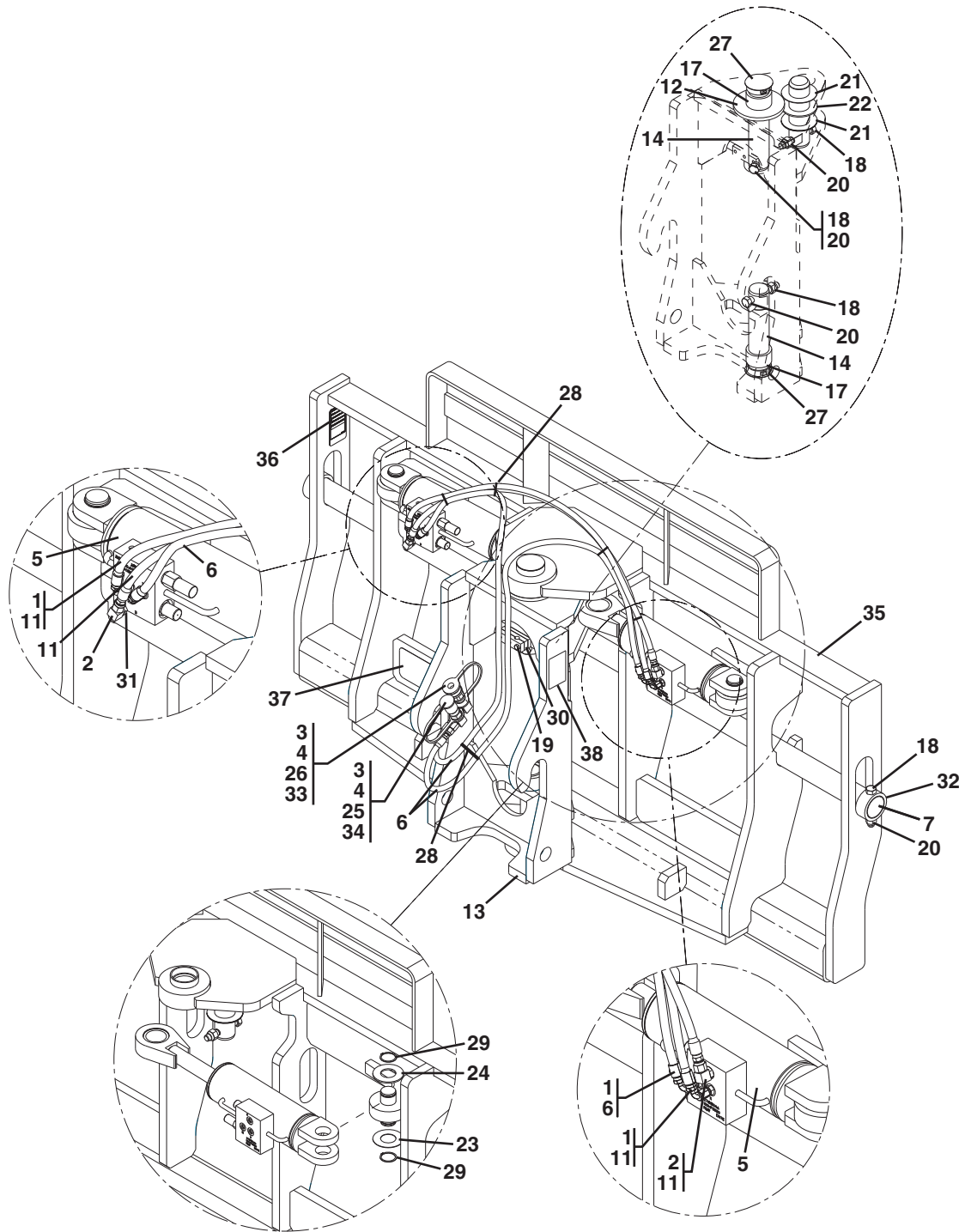
Figure 3-4 50 In Dual Fork Carriage

Item	Part Number	Qty.	Description	Rev.
	7301295	1	50 IN DUAL FORK CARRIAGE ASSY, (includes items 1 thru 3)	D
1	7301408	2	PALLET FORK, (60X100X1220mm)	
2	7301568	1	50 IN CARRIAGE, (includes items 101 thru 135)	H
3	NSS	1	S/N PLATE	
101	2717283	2	FORK POSITIONING CYLINDER	
102	2717160	2	HOSE ASSY	
104	2717161	2	HOSE ASSY	
106	2717162	2	HOSE ASSY	
108	90200003	2	FORK PIN COLLAR	
109	90451058	1	FORK SHAFT	
113	8303634	2	HEX HD CAPSCREW, 5/8-11X4, GR5	
114	8303658	4	HEX HD CAPSCREW, 1/2-13X2, GR5	
115	8305643	2	HEX LOCKNUT, 5/8-11	
116	8420053	1	DUST CAP	
117	8420055	1	DUST PLUG	
118	91403413	1	FEMALE QUICK DISCONNECT	
119	91403414	1	MALE QUICK DISCONNECT	
120	2130606	4	ELBOW, 90 DEGREES, (includes o-ring)	
121	2130608	2	ELBOW, 90 DEGREES, (includes o-ring)	
127	8310302	4	HEX LOCKNUT, 1/2-13	
128	10705034	2	HEX LOCKNUT, 1-14	
130	4110473	1	HOSE ROUTING DECAL	
131	7139918	2	ORIFICE DISK	
132	4641502	1	VALVE ASSY, (includes items 201 thru 203)	B
133	8305624	2	HEX LOCKNUT, 1/4-20	
134	8310435	2	HEX HD CAPSCREW, 1/4-20X3-3/4, GR5	
135	8630003	2	O-RING	
201	4641501	1	FLOW DIVIDER VALVE	
202	2110606	4	CONNECTOR	
203	2130606	2	ELBOW, 90 DEGREES, (includes o-ring)	



# ATTACHMENTS

## Figure 3-5 90 Degree Swing Carriage



PH5140



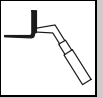


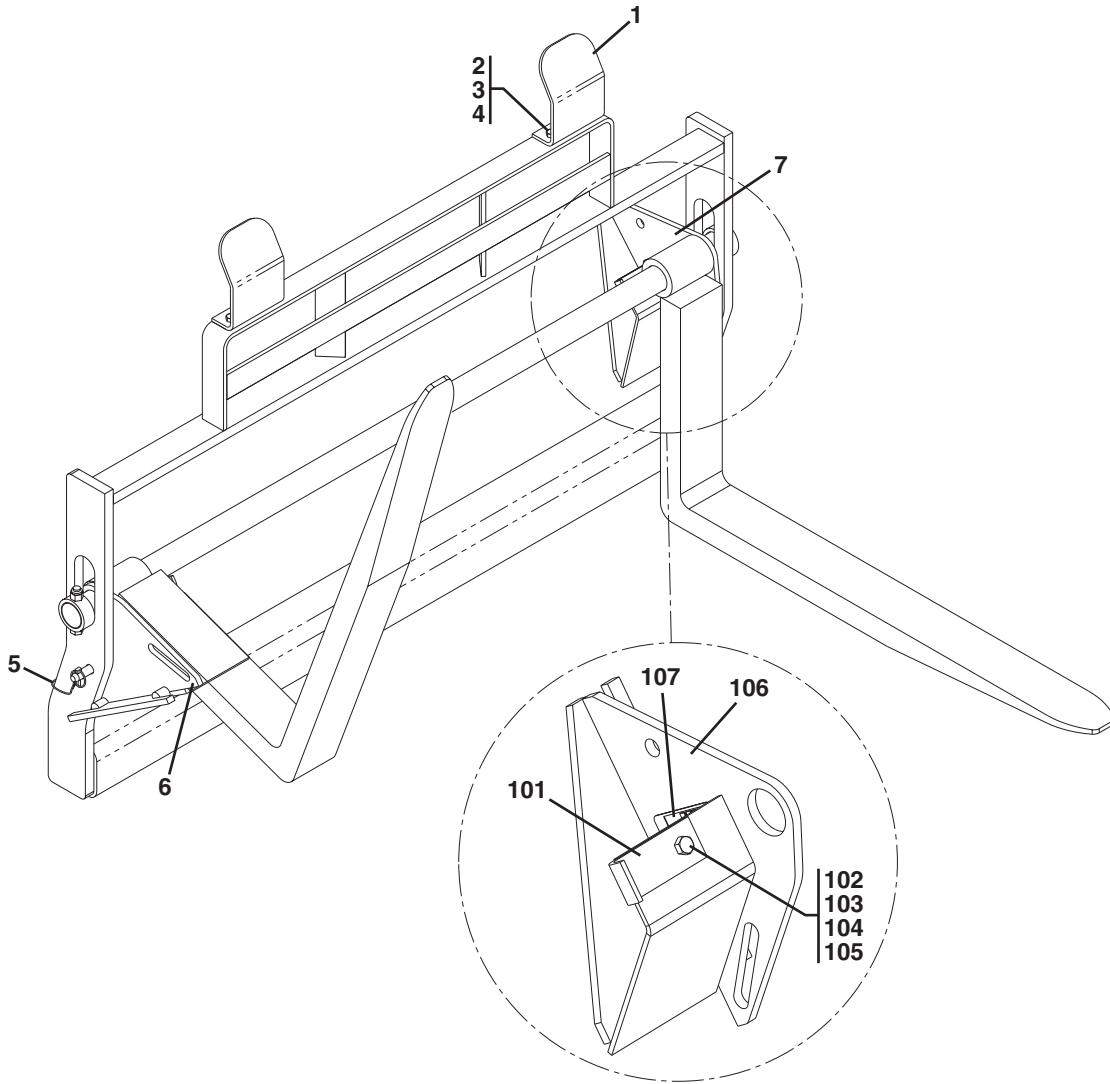
Figure 3-5 90 Degree Swing Carriage

Item	Part Number	Qty.	Description	Rev.
	1001095418	1	90 DEGREE SWING CARRIAGE, 72 IN, (includes all items)	K
1	2220415	4	CONNECTOR	
2	2220473	2	CONNECTOR, 90 DEGREES	
3	2220609	2	CONNECTOR	
4	2220628	2	CONNECTOR, 90 DEGREES	
5		Ref	SWING CARRIAGE CYLINDER & MOUNTING HARDWARE, (see Figure 9-15 for details)	
6	2717287	2	HOSE ASSY	
7	3423276	1	PIN	
11	6604662	2	HOSE ASSY	
12	7062922	1	WASHER	
13	NSS	1	PIVOT WELDMENT	
14	7110702	2	PIVOT PIN	
17	8065062	2	BUSHING	
18	8303634	3	HEX HD CAPSCREW, 5/8-11X4, GR5	
19	8303715	3	HEX HD CAPSCREW, 5/16-18X1-1/2, GR5	
20	8305643	3	HEX NUT, 5/8-11	
21	8307904	AR	SHIM	
22	8307918	AR	SHIM	
23	8310160	AR	SHIM	
24	8310161	AR	SHIM	
25	8420053	1	DUST CAP	
26	8420055	1	DUST PLUG	
27	8580315	2	PLUG	
28	8584001	5	TIE WRAP	
29	8642207	4	RETAINING RING	
30	8769132	2	CLAMP	
31	8770016	2	CONNECTOR	
32	90200003	2	COLLAR	
33	91403413	1	FEMALE QUICK DISCONNECT	
34	91403414	1	MALE QUICK DISCONNECT	
35	NSS	1	CARRIAGE FRAME	
36	NSS	1	S/N PLATE	
37	1001110704	1	WARNING CRUSH HAZARD DECAL	
38	1001111190	2	WARNING DECAL	



# ATTACHMENTS

Figure 3-6 Sheet Material Handler



PY1510

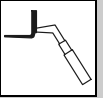
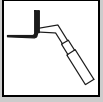


Figure 3-6 Sheet Material Handler

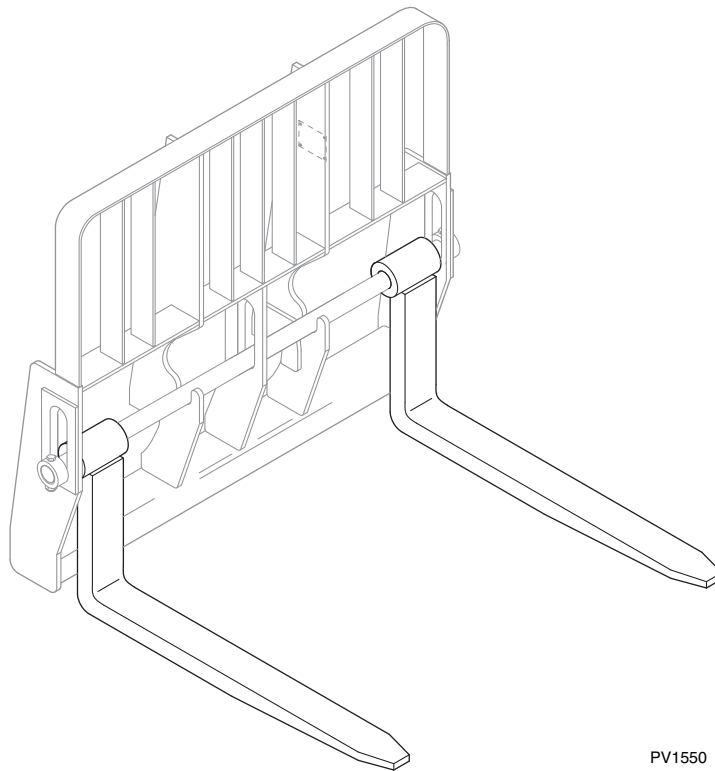
Item	Part Number	Qty.	Description	Rev.
	1001100227	1	SHEET MATERIAL HANDLER ASSY, (includes all items)	A
1	7112642	2	BACKREST EXTENSION	
2	8303626	4	HEX HD CAPSCREW, 1/2-13X1-1/2, GR5	
3	8305012	4	HEX NUT, 1/2-13	
4	8307007	4	LOCKWASHER, 1/2	
5	1001093377	2	HITCH PIN	
6	1001101115	1	RH FORK SUPPORT ASSY, (includes items 101 thru 107)	A
7	1001101116	1	LH FORK SUPPORT ASSY, (includes items 101 thru 107)	B
101	7114941	1	LOCK BAR	
102	8303626	1	HEX HD CAPSCREW, 1/2-13X1-1/2, GR5	
103	8305644	1	HEX LOCK NUT, 1/2-13	
104	8307007	1	LOCKWASHER, 1/2	
105	8307112	1	WASHER, 1/2	
106	1001100228	1	RH FORK SUPPORT, (not shown)	
	1001100229	1	LH FORK SUPPORT, (shown)	
107	NSS	1	S/N PLATE	



## ATTACHMENTS

Figure 3-7 Forks

---



PV1550

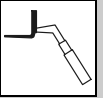


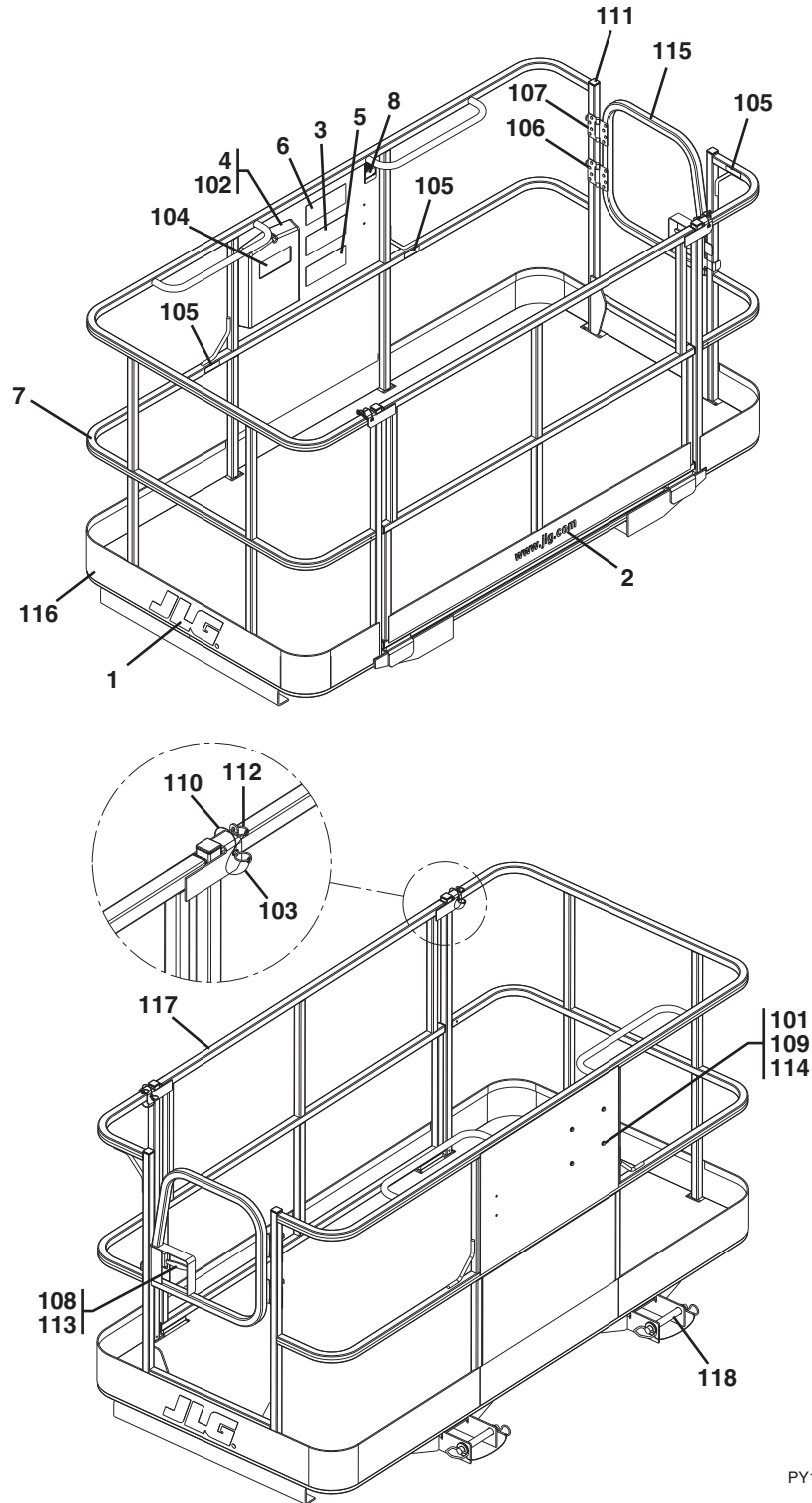
Figure 3-7 Forks

Item	Part Number	Qty.	Description	Rev.
	2340037	6	CUBING FORK, 48 IN X 2 IN X 2 IN, 11,640 LB	A
	2340045	2	PALLET FORK, 48 IN X 4 IN X 2.36 IN, 10,950 LB	A
	2340038	2	PALLET FORK, 48 IN X 5 IN X 2.36 IN, 13,700 LB	A
	2340039	2	DUAL TAPER FORK, 60 IN X 6 IN X 2.36 IN, 16,300 LB	A
	2340046	2	DUAL TAPER FORK, 60 IN X 7 IN X 1.75, IN, 10,800 LB	A
	1001092391	2	DUAL TAPER FORK, 72 IN X 6 IN X 2 IN, 11,300 LB	A
	1001137512	2	90 IN FORK EXTENSION	A
N1	Note	Ref	<b>FORKS RATED LESS THAN THE ATTACHMENT OR MACHINE'S CAPACITY DECREASES CAPACITY OF THE ATTACHMENT OR MACHINE TO THAT OF THE FORKS. FORKS RATED MORE THAN THE ATTACHMENT OR MACHINE'S CAPACITY DO NOT INCREASE ATTACHMENT OR MACHINE'S CAPACITY.</b>	
N2	Note	Ref	<b>PLEASE CONSULT JLG PARTS DEPARTMENT TO DETERMINE THE CORRECT FORKS APPLICABLE TO YOUR SPECIFIC CARRIAGE ASSEMBLY AND APPLICATION.</b>	



# ATTACHMENTS

## Figure 3-8 Fork Mounted Platform



PY1640

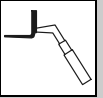
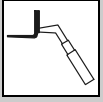


Figure 3-8 Fork Mounted Platform

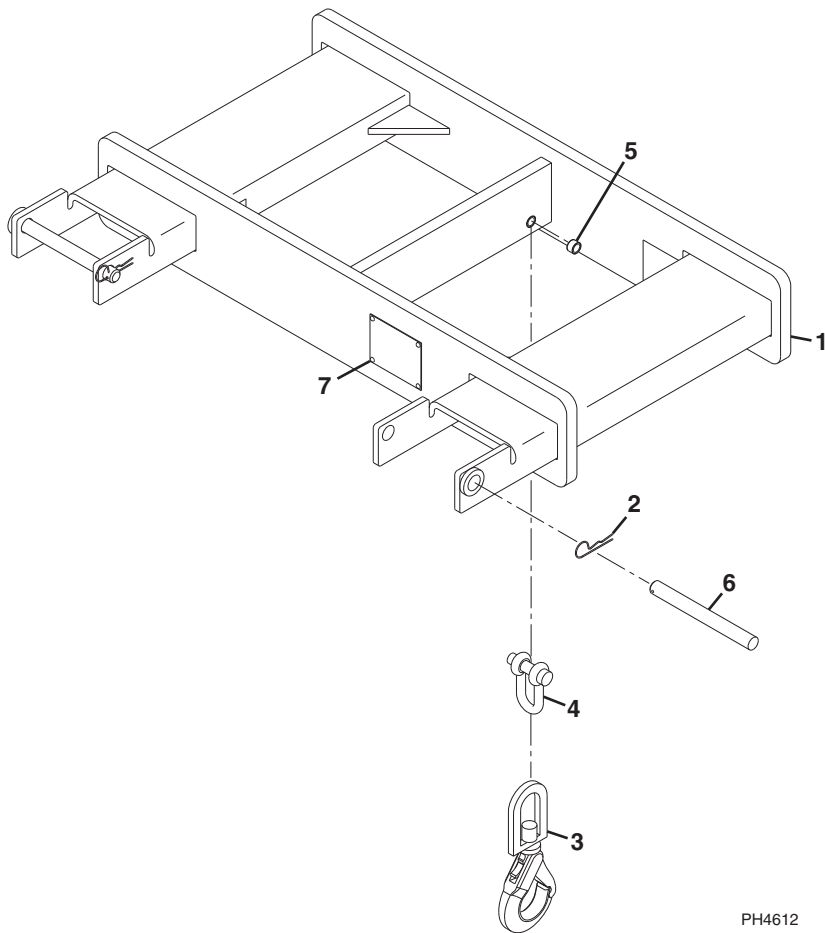
Item	Part Number	Qty.	Description	Rev.
	1001103637	1	FORK MOUNTED PERSONNEL PLATFORM, <b>(ASME)</b> , (includes all items)	C
	1001103730	1	FORK MOUNTED PERSONNEL PLATFORM, <b>(ISO)</b> , (includes all items)	C
	1001103736	1	FORK MOUNTED PERSONNEL PLATFORM, <b>(FRENCH)</b> , (includes all items)	C
1	1702773	2	JLG DECAL	
2	1704885	1	WEBSITE DECAL	
3	1706892	1	PLATFORM WARNING DECAL, <b>(ASME)</b>	
	1001096025	1	PLATFORM WARNING DECAL, <b>(ISO)</b>	
	1001096024	1	PLATFORM WARNING DECAL, <b>(French)</b>	
4	31200160	1	OPERATION & SAFETY MANUAL, <b>(ASME)</b>	
	31200387	1	OPERATION & SAFETY MANUAL, <b>(Spanish)</b>	
	31200388	1	OPERATION & SAFETY MANUAL, <b>(Portuguese)</b>	
	31200336	1	OPERATION & SAFETY MANUAL, <b>(French)</b>	
5	1001092481	1	WARNING DECAL, <b>(ASME)</b>	
	1001096021	1	WARNING DECAL, <b>(ISO)</b>	
	1001096019	1	WARNING DECAL, <b>(French)</b>	
6	1001092482	1	CAPACITY DECAL, <b>(ASME)</b>	
	1001096023	1	CAPACITYDECAL, <b>(ISO)</b>	
	1001096020	1	CAPACITY DECAL, <b>(French)</b>	
7	1001096162	1	FORK MOUNTED PLATFORM, (includes items 101 thru 118)	I
8	NSS	1	S/N PLATE	
101	0641405	4	HEX HD CAPSCREW, 1/4-20X5/8	
102	0860520	1	MANUAL STORAGE BOX	
103	1060379	2	LANYARD CABLE	
104	1701509	1	MANUAL DECAL	
105	1704277	3	LANYARD ATTACH DECAL	
106	2080040	16	FASTENER	
107	2600281	2	HINGE	
108	2940074	1	LATCH	
109	3311405	4	HEX NUT, 1/4-20	
110	3421453	2	PIN	
111	3520072	10	PLUG	
112	3760170	4	RING	
113	3820020	4	RIVET	
114	4711400	8	WASHER, 1/4	
115	4846452	1	GATE WELDMENT	
116	NSS	1	PLATFORM	
117	1001095810	1	GATE WELDMENT	
118	1001102813	2	HITCH PIN	



## ATTACHMENTS

Figure 3-9 Lifting Hook

NOTE: PALLET/LUMBER FORKS OF AN APPROPRIATE LOAD RATING MUST BE USED.



PH4612



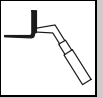


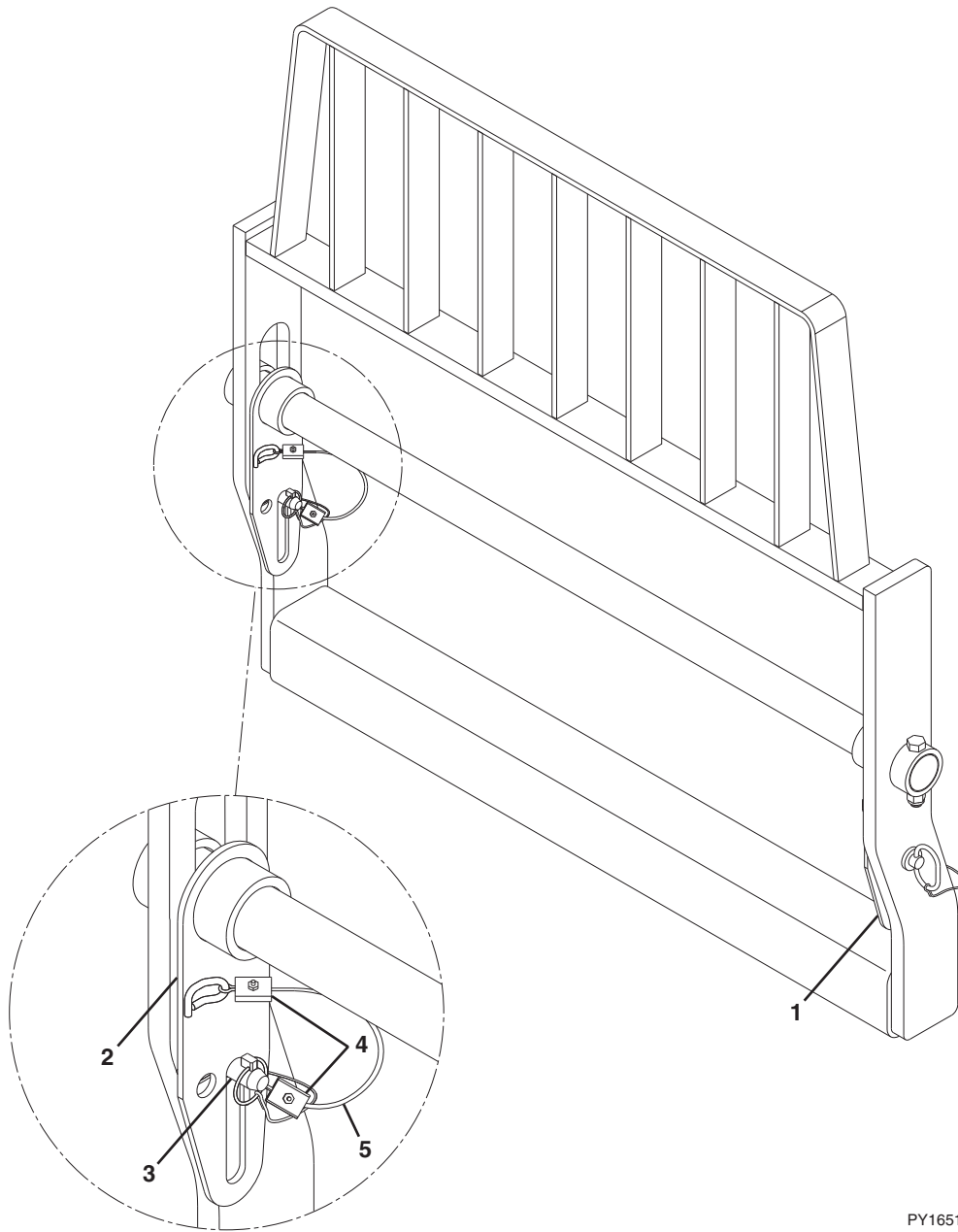
Figure 3-9 Lifting Hook

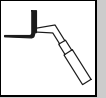
Item	Part Number	Qty.	Description	Rev.
1	91565094	1	LIFTING HOOK, (includes all items)	F
2	7029520	2	HAIRPIN CLIP	
3	90554080	1	SLING HOOK	
4	7029521	1	CHAIN SHACKLE ASSY, 12,000 LB, (includes pin)	
5	70020555	1	SPRING BUSHING	
6	1001093171	2	PIN	
7	NSS	1	S/N PLATE	



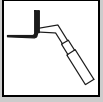
## ATTACHMENTS

Figure 3-10 Fork Pin Lock Installation



**Figure 3-10 Fork Pin Lock Installation**

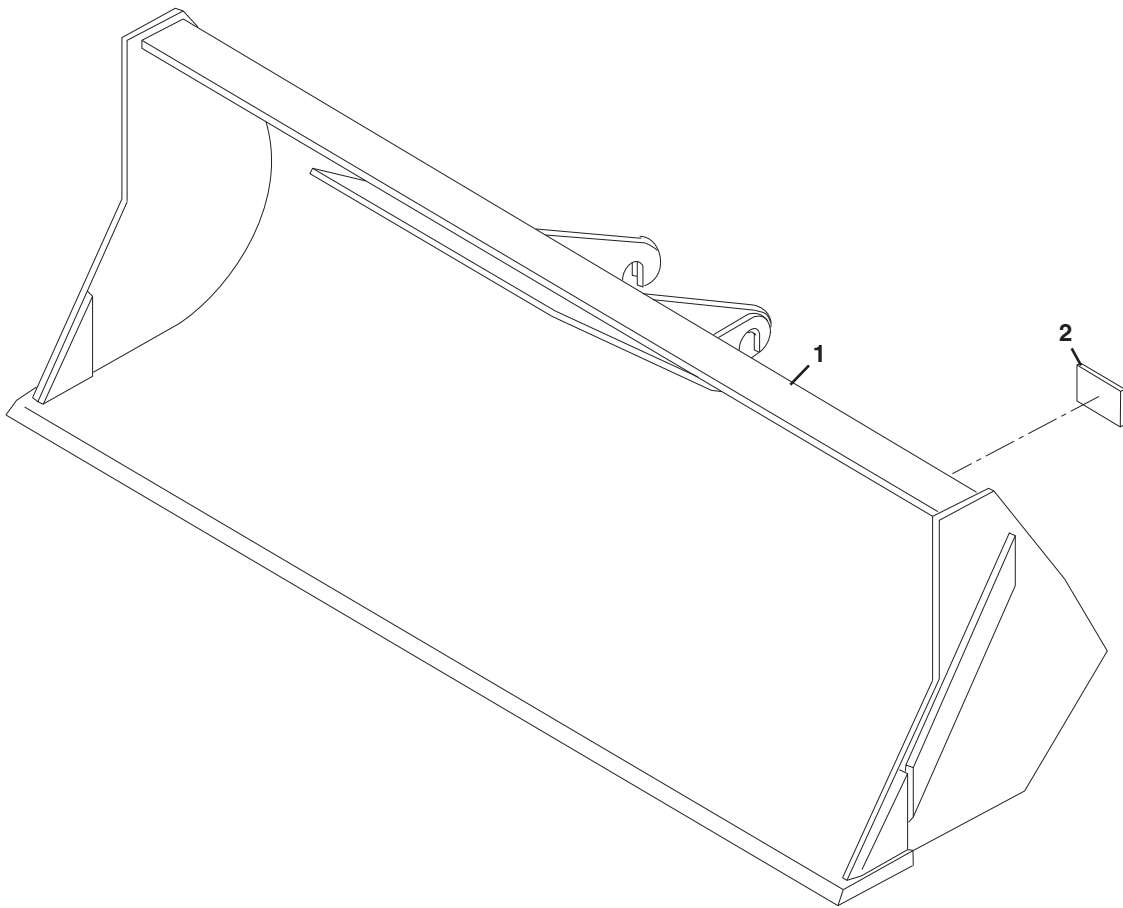
Item	Part Number	Qty.	Description	Rev.
	1001093465	1	FORK PIN LOCK INSTALLATION, (includes all items)	B
1	0240156	1	LH FORK PIN LOCK	
2	1001093273	1	RH FORK PIN LOCK	
3	1001093377	2	HITCH PIN	
4	1001094830	4	CLAMP	
5	1001094330	2	LANYARD	



**ATTACHMENTS**

**Figure 3-11 Buckets**

---



PH4370

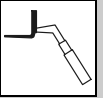
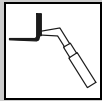


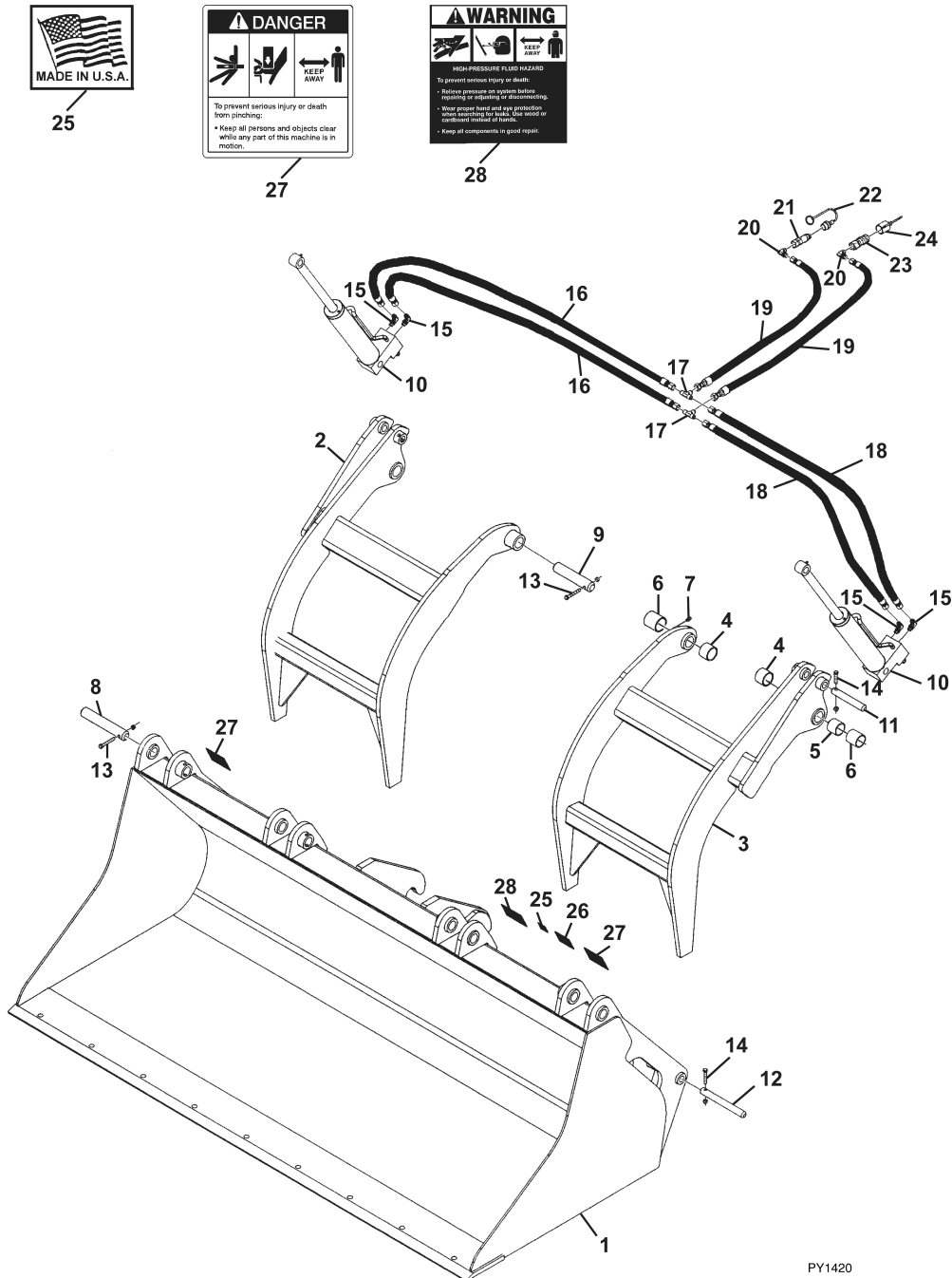
Figure 3-11 Buckets

Item	Part Number	Qty.	Description	Rev.
1	1001100822	1	72 IN BUCKET, 1.0 YD <sup>3</sup> , (includes item 2)	B
	1001100823	1	96 IN BUCKET, 1.5 YD <sup>3</sup> , (includes item 2)	B
	1001100824	1	102 IN BUCKET, 2.0 YD <sup>3</sup> , (includes item 2)	B
2	NSS	1	S/N PLATE	



# ATTACHMENTS

## Figure 3-12 Grapple Bucket



PY1420

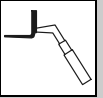


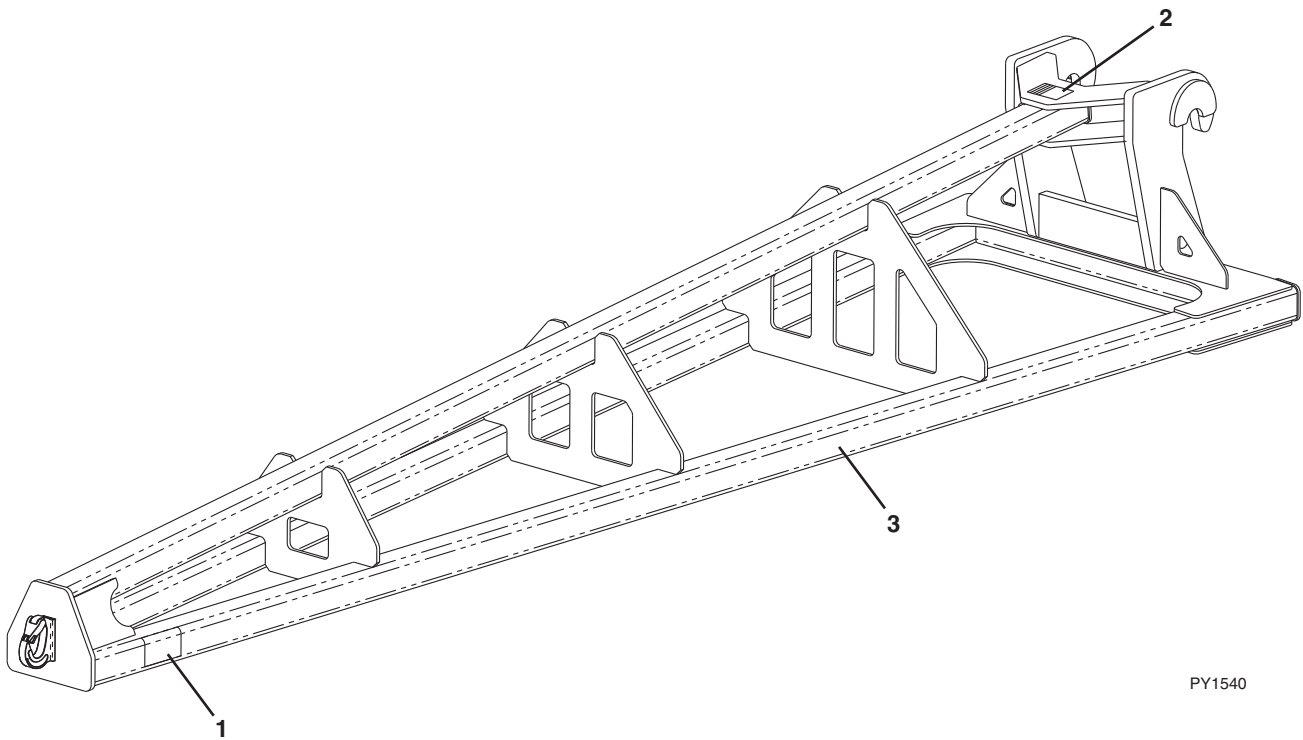
Figure 3-12 Grapple Bucket

Item	Part Number	Qty.	Description	Rev.
	0930020	1	GRAPPLE BUCKET, (includes all items)	G
1	NSS	1	BUCKET	
	70021387	4	HOSE CLAMP	
2	70021391	1	RIGHT GRAPPLE HOOK	
3	70021392	1	LEFT GRAPPLE HOOK	
4	70021358	4	BUSHING	
5	70021359	2	SPACER	
6	70021360	4	BUSHING	
7	7029714	4	GREASE FITTING	
8	70021361	2	OUTER PIVOT PIN	
9	70021362	2	INNER PIVOT PIN	
10		Ref	GRAPPLE BUCKET CYLINDER & MOUNTING HARDWARE, (see Figure 9-16 for details)	
11		Ref	CYLINDER PIN, (base end), (see Figure 9-16 for details)	
12		Ref	CYLINDER PIN, (rod end), (see Figure 9-16 for details)	
13	70021366	4	HEX HD CAPSCREW, 3/8X2-3/4	
	70021367	4	LOCK NUT, 3/8	
14		Ref	HEX HD CAPSCREW, 3/8X2-1/4, (see Figure 9-16 for details)	
		Ref	LOCK NUT, 3/8, (see Figure 9-16 for details)	
15	90554065	4	ELBOW, 90 DEGREES	
16	70021980	2	HOSE ASSY, 3/8X73	
17	70020562	2	FITTING, TEE	
18	70021981	2	HOSE ASSY, 3/8X46	
19	70021982	2	HOSE ASSY, 3/8X34	
20	70022527	2	ELBOW, 90 DEGREES	
21	7029692	1	MALE QUICK COUPLER	
22	90554062	1	DUST COVER	
23	70021342	1	FEMALE QUICK COUPLER	
24	90554076	1	DUST COVER	
25	90554016	1	MADE IN USA DECAL	
26	NSS	1	S/N PLATE	
27	90554017	2	DANGER PINCH POINT DECAL	
28	90554018	1	WARNING HIGH PRESSURE DECAL	



## ATTACHMENTS

Figure 3-13 Truss Boom



PY1540



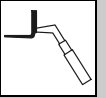


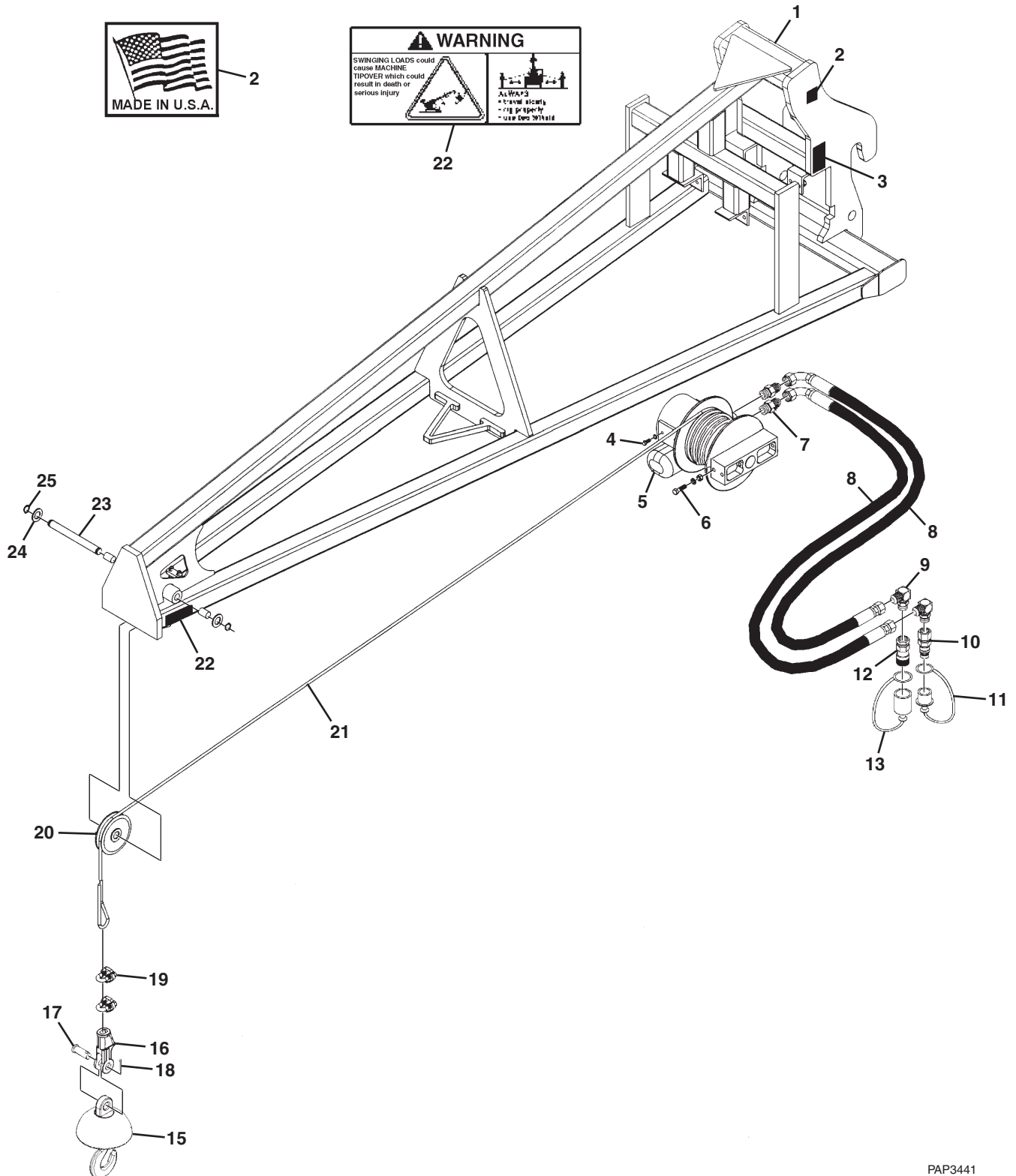
Figure 3-13 Truss Boom

Item	Part Number	Qty.	Description	Rev.
	1001099902	1	12 FT TRUSS BOOM, (includes all items)	A
	1001099901	1	15 FT TRUSS BOOM, (includes all items)	A
1	4110422	2	WARNING SWINGING LOADS DECAL	
2	NSS	1	S/N PLATE	
3	NSS	1	TRUSS BOOM	



# ATTACHMENTS

Figure 3-14 12 Ft Truss Boom with Winch



PAP3441

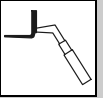


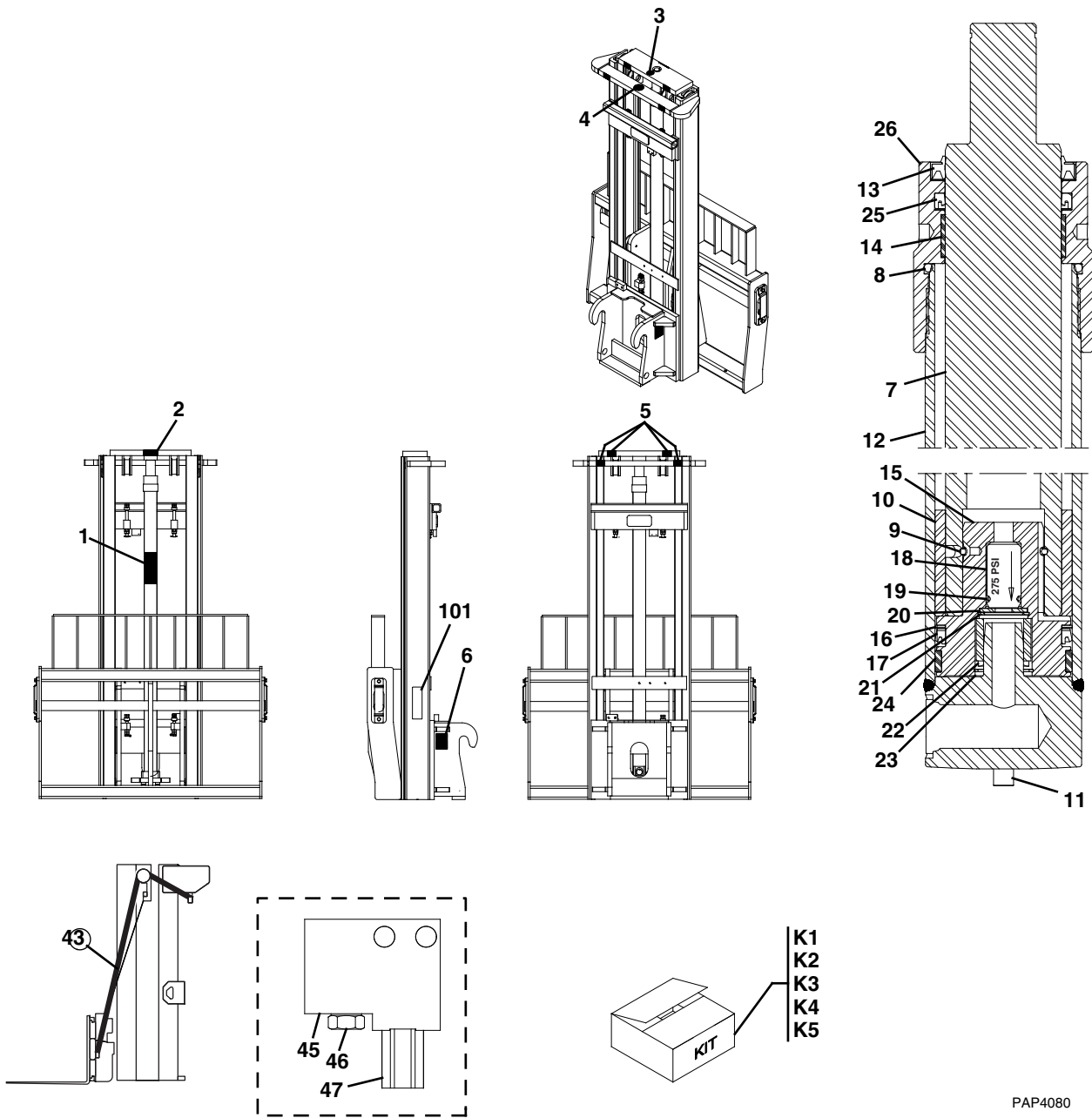
Figure 3-14 12 Ft Truss Boom with Winch

Item	Part Number	Qty.	Description	Rev.
	1001099351	1	12 FT TRUSS BOOM WITH WINCH, (includes all items)	F, C
1	NSS	1	TRUSS BOOM FRAME	
2	90554016	1	MADE IN USA DECAL	
3	NSS	1	S/N PLATE	
4	70021349	4	HEX HD CAPSCREW, 3/8X1	
	90554042	4	LOCKWASHER, 3/8	
5	70021921	1	TRUSS BOOM WINCH MOTOR	
6	NSS	2	HEX HD CAPSCREW, 1/2X1-3/4	
	90554020	2	LOCKWASHER, 1/2	
	90554054	2	HEX NUT, 1/2	
7	70021415	2	CONNECTOR	
8	70021977	2	HOSE ASSY, 3/8X32	
9	NSS	2	ELBOW, 90 DEGREES	
10	7029692	1	MALE QUICK COUPLER	
11	90554062	1	DUST CAP	
12	70021342	1	FEMALE QUICK COUPLER	
13	90554076	1	DUST COVER	
15	70021978	1	BALL SWIVEL WITH SAFETY HOOK	
16	70021979	1	SOCKET ASSY	
17	NSS	1	PIN	
18	NSS	1	COTTER PIN	
19	NSS	2	CLAMP	
20	70021935	1	PULLEY	
21	70022028	1	CABLE	
22	4110422	2	WARNING SWINGING LOADS DECAL	
23	NSS	1	PIN	
24	NSS	2	FLAT WASHER, 1	
25	NSS	2	SNAP RING	



# ATTACHMENTS

## Figure 3-15 8 Ft Mast



PAP4080

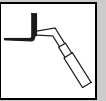
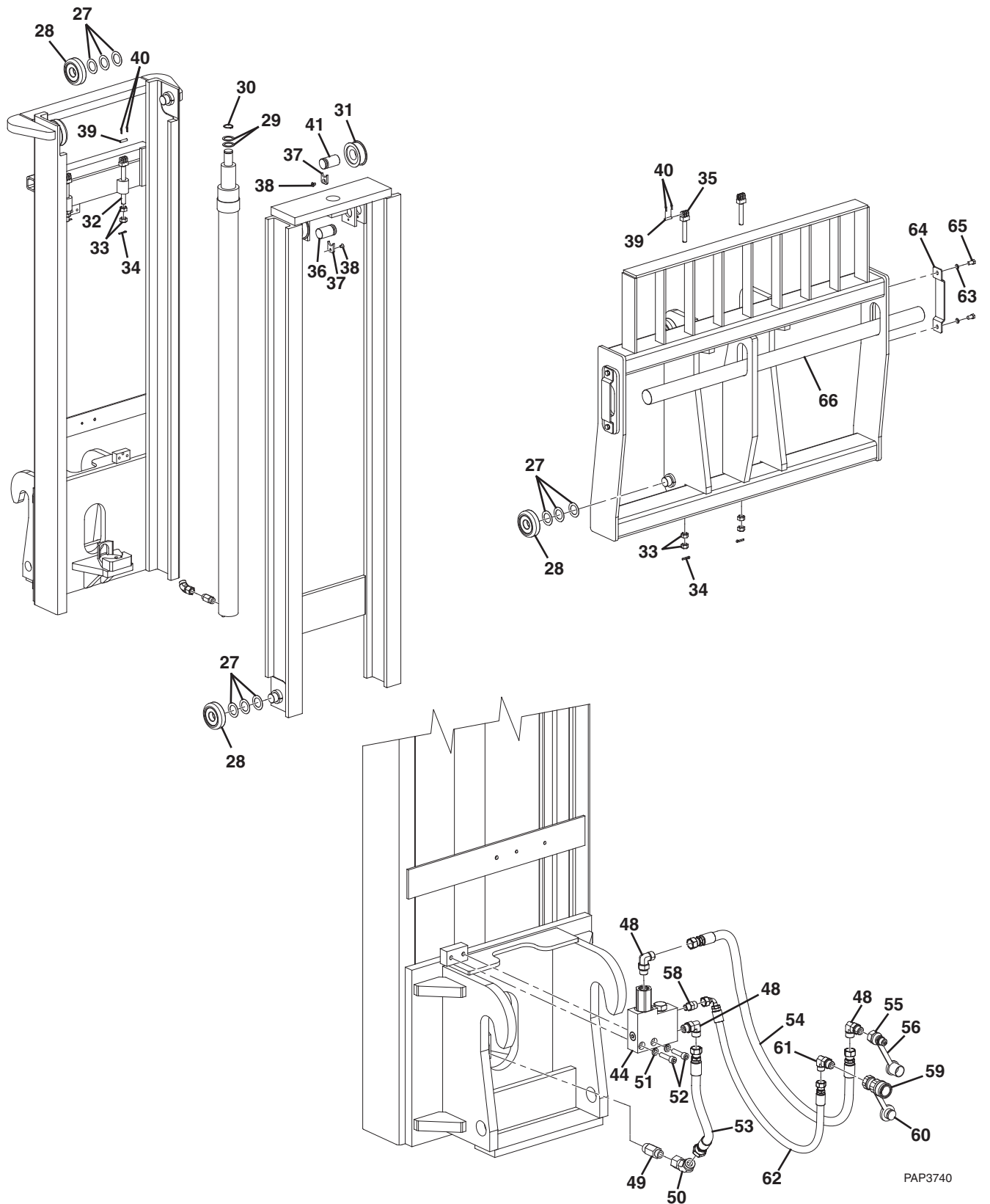
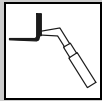


Figure 3-15 8 Ft Mast (Continued)



PAP3740



## ATTACHMENTS

Figure 3-15 8 Ft Mast

Item	Part Number	Qty.	Description	Rev.
	1001108668	1	8 FT MAST ASSY, (4500 LB), (includes all items)	B
1	Use Kit K1	1	WARNING DECAL	
2	Use Kit K1	1	WARNING DECAL	
3	Use Kit K1	1	NO STEP DECAL	
4	Use Kit K1	1	NO STEP DECAL	
5	Use Kit K1	4	HANDS OFF DECAL	
6	Use Kit K1	2	HOSE ROUTING DECAL	
	70023008	1	MAIN LIFT CYLINDER, (includes items 7 thru 26)	
7	NSS	1	ROD/PLUNGER	
8	Use Kit K2	1	O-RING	
9	Use Kit K2	1	PULL WIRE	
10	NSS	1	SPACER	
11	NSS	2	ROLL PIN	
12	NSS	1	BARREL	
13	Use Kit K2	1	WIPER	
14	Use Kit K2	1	BUSHING	
15	NSS	1	PISTON	
16	Use Kit K2	1	NYLON RING	
17	Use Kit K2	1	PISTON SEAL	
18	Use Kit K3	1	CHECK VALVE	
19	Use Kit K2 or K3	1	O-RING	
20	Use Kit K3	1	WASHER	
21	Use Kit K2 or K3	1	CIRCLIP	
22	NSS	1	SLEEVE	
23	Use Kit K2 or K3	1	RETAINING RING	
24	Use Kit K2	1	WEAR RING	
25	Use Kit K2	1	ROD SEAL	
26	70023004	1	RETAINER/GLAND	
27	70023014	24	SHIM	
28	70022987	8	BALL BEARING	
29	Use Kit K5	2	WASHER SHIM	
30	70023016	1	SNAP RING	
31	70022969	2	SHEAVE ASSY	
32	70022960	2	CHAIN ANCHOR	
33	70022957	8	NUT, 0.625-18UNF	
34	70022993	4	COTTER PIN	
35	70022995	2	CHAIN ANCHOR	
36	70022984	1	SHEAVE SHAFT	
37	70022970	2	RETAINER BAR	
38	70023003	2	FLAT HD CAPSCREW	
39	70022994	4	CHAIN ANCHOR PIN	
40	70022992	8	COTTER PIN	
41	70022985	1	SHEAVE SHAFT	
43	70023009	2	LIFT CHAIN	
44	70022932	1	PO CHECK VALVE ASSY, (includes items 45, 46 & 47)	
45	NSS	1	MANIFOLD	
46	70022931	1	PO CHECK VALVE CARTRIDGE	
47	70023010	1	PO CHECK	
48	70022934	3	FITTING, 90 DEGREE	

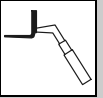


Figure 3-15 8 Ft Mast (Continued)

Item	Part Number	Qty.	Description	Rev.
49	70022936	1	FLOW LIMITER	
50	70022937	1	FITTING, 45 DEGREE	
51	70022949	2	LOCKWASHER, M10	
52	70022950	2	HEX SOCKET CAPSCREW	
53	70022942	1	HOSE ASSY	
54	70022952	1	HOSE ASSY	
55	91403414	1	MALE QUICK DISCONNECT	
56	91043126	1	DUST CAP	
58	70022939	1	STRAIGHT FITTING, #6	
59	91403413	1	FEMALE QUICK DISCONNECT	
60	91043125	1	DUST PLUG	
61	70022935	1	STRAIGHT THREAD ELBOW	
62	70022946	1	HOSE ASSY	
63	70022949	4	LOCKWASHER, M10	
64	70022980	2	FORK PIN KEEPER	
65	70022998	4	CAPSCREW, M10X20	
66	70022990	1	FORK PIN	
101	NSS	1	S/N PLATE	
K1	70023925	1	DECAL KIT, (includes items 1 thru 6)	
K2	70023005	1	MAIN LIFT CYLINDER SEAL KIT, (includes items 8, 9, 13, 14, 16, 17, 19, 21 & 23 thru 25)	
K3	70023006	1	CHECK VALVE KIT, (includes items 18 thru 21 & 23)	
K4	70023007	1	SHIM KIT	
K5	70023015	1	MAST COMMON PARTS KIT, (includes items 27 thru 41)	




## ATTACHMENTS

**This Page Intentionally Left Blank**



# **SECTION 4**

## **ENGINE & ATTACHING PARTS**

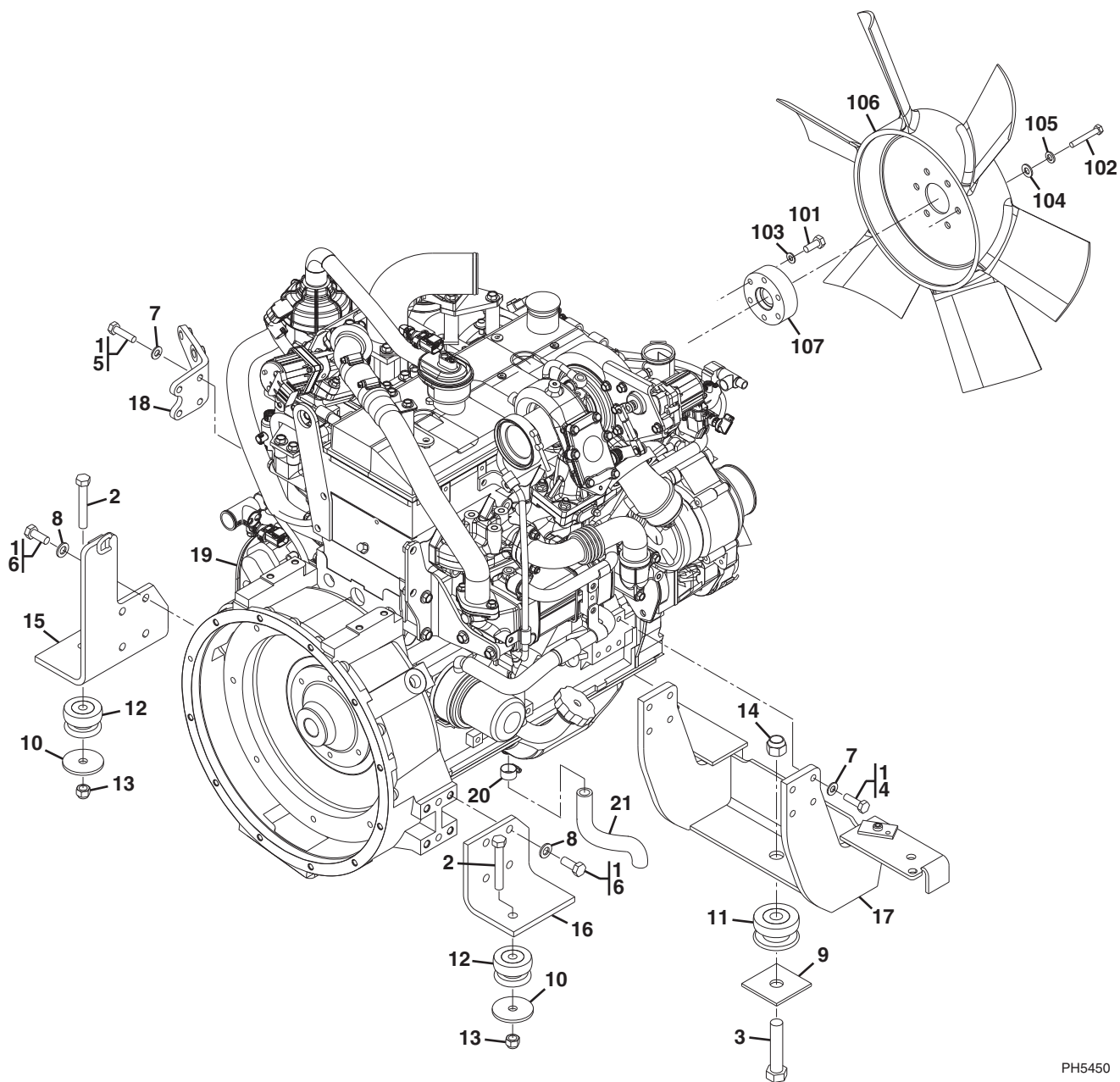




# ENGINE & ATTACHING PARTS

## Figure 4-1 Engine Installation

IF EQUIPPED FOR ULS



PH5450



Figure 4-1 Engine Installation

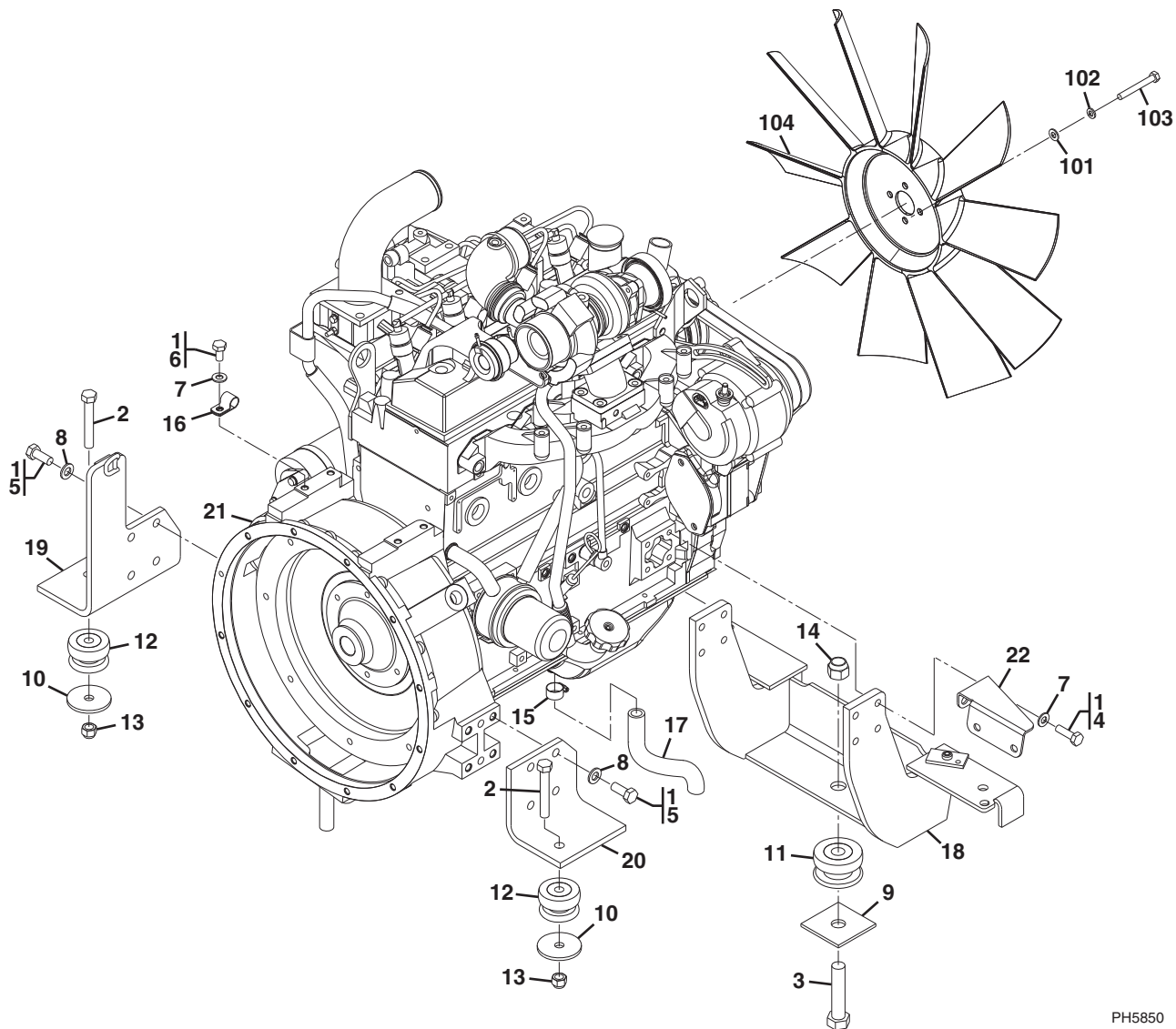
Item	Part Number	Qty.	Description	Rev.
	1001121129	Ref	ENGINE INSTALLATION, (if equipped for ULS), (not available to order, see items 1 thru 21 for service)	D
1	0100011	AR	LOCTITE® 242™, (apply to items 4, 5 & 6)	
2	0681826	2	HEX HD CAPSCREW, 1/2-13X3-1/4	
3	0682228	1	HEX HD CAPSCREW, 3/4-10X3-1/2	
4	0711015	4	HEX HD CAPSCREW, M10X35, GR10.9	
5	0711016	4	HEX HD CAPSCREW, M10X40, GR10.9	
6	0701214	8	HEX HD CAPSCREW, M12X30, GR8.8	
7	4812000	8	WASHER, 10mm	
8	4812100	8	WASHER, 12mm	
9	7054351	1	REBOUND WASHER	
10	7095831	2	REBOUND WASHER	
11	8278007	1	RUBBER MOUNT	
12	8278012	2	CENTER BONDED MOUNT	
13	8305644	2	HEX LOCKNUT, 1/2-13	
14	8310067	1	HEX LOCKNUT, 3/4-10	
15	1001121596	1	RH ENGINE MOUNT	
16	1001125495	1	LH FRONT ENGINE MOUNT BRACKET	
17	1001118742	1	REAR ENGINE MOUNT BRACKET	
18	1001120687	1	PRIMARY FILTER BRACKET	
19		Ref	CUMMINS ENGINE, QSB3.3, 100HP TIER 4i, (see Figure 4-2 for details)	
20	8405007	1	GEAR CLAMP	
21	1001109536	1	OIL DRAIN HOSE	
	1001121245	Ref	FAN INSTALLATION, (if equipped for ULS), (not available to order, see items 101 thru 107 for service)	A
101	0710819	6	HEX HD CAPSCREW, M8X55, GR10.9	
102	0761012	6	HEX HD CAPSCREW, M10X25, GR8.8	
103	4811900	6	WASHER, 8mm	
104	4812000	6	WASHER, 10mm	
105	4832000	6	SPRING LOCKWASHER, 10mm	
106	1001121646	1	SUCTION FAN	
107	1001129191	1	FAN SPACER COUPLING	



# ENGINE & ATTACHING PARTS

## Figure 4-1 Engine Installation

IF EQUIPPED FOR LS



PH5850



Figure 4-1 Engine Installation

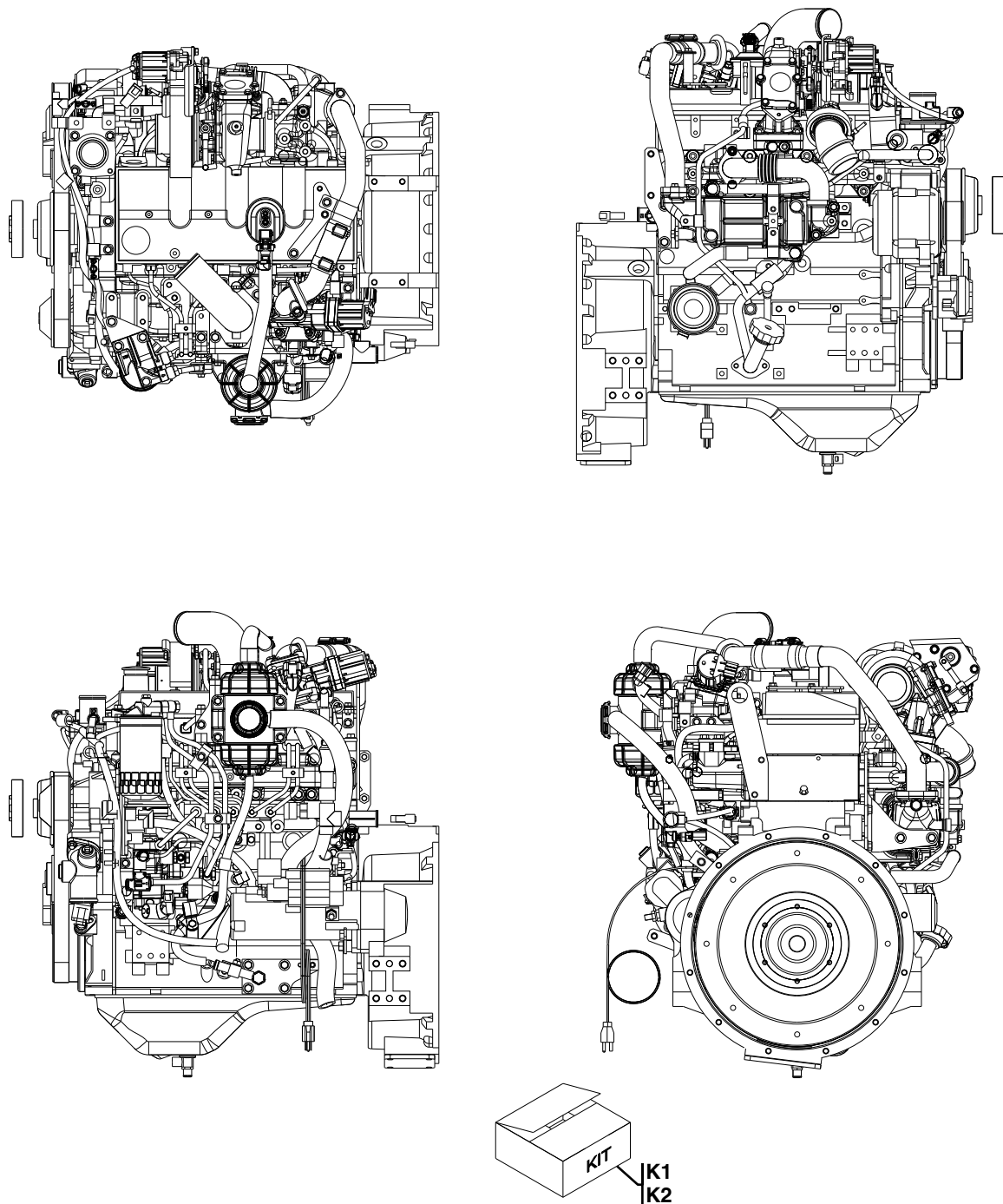
Item	Part Number	Qty.	Description	Rev.
	1001131382	Ref	ENGINE INSTALLATION, (if equipped for LS), (not available to order, see items 1 thru 22 for service)	B
1	0100011	AR	LOCTITE® 242™, (apply to items 4, 5 & 6)	
2	0681826	2	HEX HD CAPSCREW, 1/2-13X3-1/4	
3	0682228	1	HEX HD CAPSCREW, 3/4-10X3-1/2	
4	0711015	8	HEX HD CAPSCREW, M10X35, GR10.9	
5	0711214	8	HEX HD CAPSCREW, M12X30, GR10.9	
6	0761010	2	HEX HD CAPSCREW, M10X20, GR8.8	
7	4812000	10	WASHER, 10mm	
8	4812100	8	WASHER, 12mm	
9	7054351	1	REBOUND WASHER	
10	7095831	2	REBOUND WASHER	
11	8278007	1	RUBBER MOUNT	
12	8278012	2	CENTER BONDED MOUNT	
13	8305644	2	HEX LOCKNUT, 1/2-13	
14	8310067	1	HEX LOCKNUT, 3/4-10	
15	8405007	1	GEAR CLAMP	
16	8406101	2	TUBE CLIP, 5/8	
17	1001109536	1	OIL DRAIN HOSE	
18	1001118742	1	REAR ENGINE MOUNT BRACKET	
19	1001121596	1	RH ENGINE MOUNT	
20	1001125495	1	LH FRONT ENGINE MOUNT BRACKET	
21		Ref	CUMMINS ENGINE, QSB3.3, 110HP TIER 3, (see Figure 4-2 for details)	
22	1001132004	1	PIPE SUPPORT BRACKET	
	1001131385	Ref	FAN INSTALLATION, (if equipped for LS), (not available to order, see items 101 thru 104 for service)	A
101	4811900	4	WASHER, 8mm	
102	4831900	4	SPRING LOCKWASHER, 8mm	
103	10704137	4	HEX HD CAPSCREW, M8X65, GR10.9	
104	1001098559	1	SUCTION FAN	



# ENGINE & ATTACHING PARTS

Figure 4-2 Cummins Engine

IF EQUIPPED FOR ULS



PAP26330



Figure 4-2 Cummins Engine

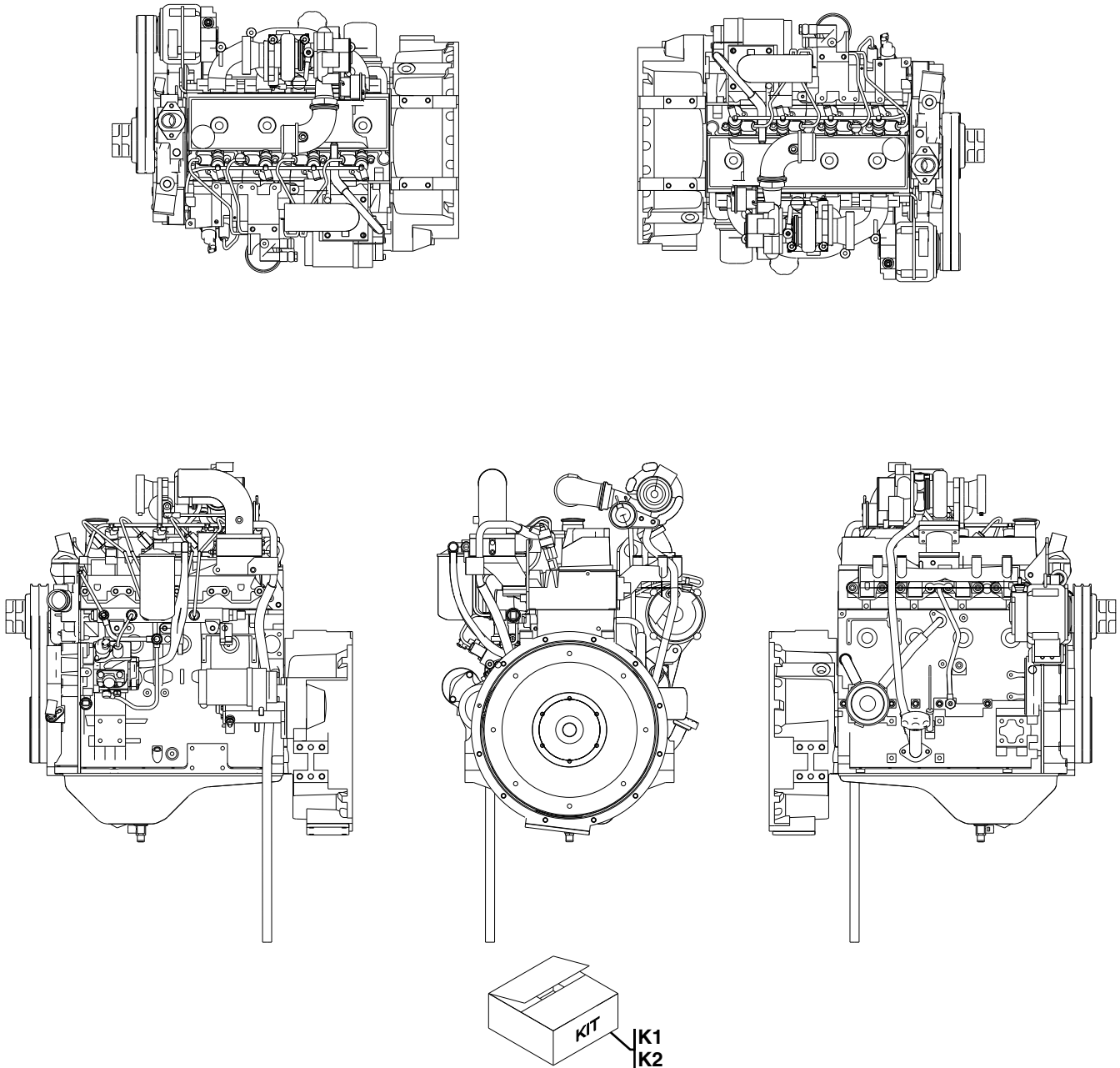
Item	Part Number	Qty.	Description	Rev.
	1001121233	1	CUMMINS ENGINE, QSB3.3, 100HP TIER 4i, (if equipped for ULS), (includes all items)	D
	70024274	1	FAN BELT	
	70024275	1	FAN SPACER	
	70024276	1	ALTERNATOR	
	70024277	1	STARTER	
	70024278	1	OIL FILTER ELEMENT	
	70024279	1	DIPSTICK	
	70024280	1	DIPSTICK TUBE	
	70022842	1	OIL FILL CAP	
	70024281	1	THERMOSTAT	
	70023812	1	SECONDARY FUEL FILTER	
	70022846	1	PRIMARY FUEL FILTER	
	70022844	1	OIL PAN PLUG	
	70024284	1	CRANKCASE VENT FILTER ELEMENT	
	70024588	4	INJECTOR	
	70024589	8	O-RING, INJECTOR TO ENGINE	
	70024590	4	O-RING, INJECTOR CLAMP	
	70024627	4	GASKET, INJECTOR	
	70024628	4	CLAMP, INJECTOR	
	70024629	4	CAPSCREW, TWELVE POINT	
	70024630	4	PLAIN WASHER	
	70024623	1	ENGINE HARNESS	
K1	1001150523	1	FILTER KIT, 250 HOUR, (if equipped for ULS), (includes all items)	A
	70024278	1	ENGINE OIL FILTER	
	70023812	1	SECONDARY FUEL FILTER	
	70022846	1	PRIMARY FUEL FILTER	
	70024177	1	PRIMARY AIR FILTER ELEMENT	
	70024176	1	SECONDARY AIR FILTER ELEMENT	
K2	1001150526	1	FILTER KIT, 1000 HOUR, (if equipped for ULS), (includes all items)	A
	70024278	1	ENGINE OIL FILTER	
	70023812	1	SECONDARY FUEL FILTER	
	70022846	1	PRIMARY FUEL FILTER	
	70024177	1	PRIMARY AIR FILTER ELEMENT	
	70024176	1	SECONDARY AIR FILTER ELEMENT	
	8320265	1	HYDRAULIC RETURN FILTER	
	7139077	1	HYDRAULIC BREATHER	
	70024284	1	CRANKCASE VENT FILTER ELEMENT	
	1319726	1	TRANSMISSION FILTER	



# ENGINE & ATTACHING PARTS

Figure 4-2 Cummins Engine

IF EQUIPPED FOR LS



PAP26340





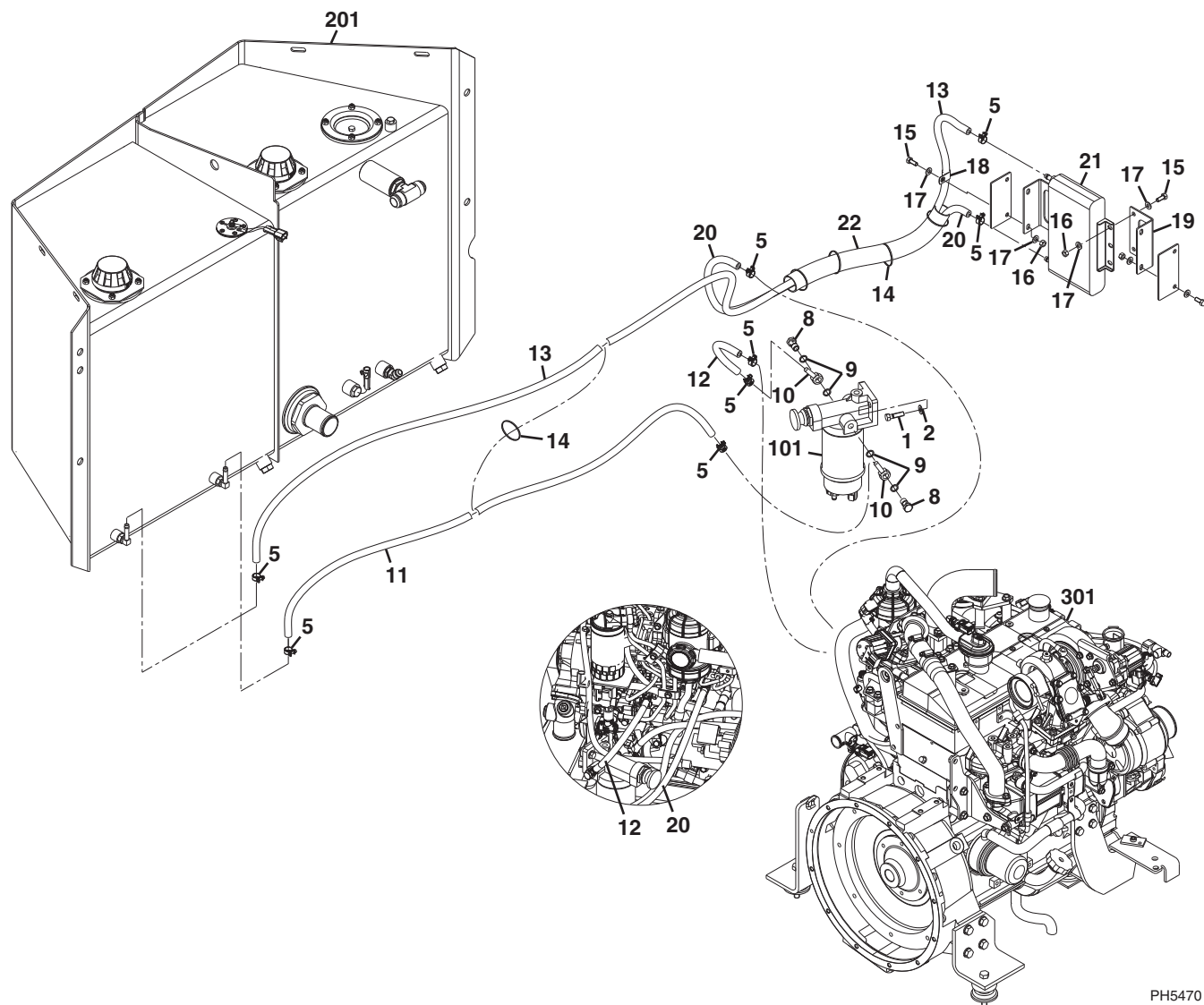
Figure 4-2 Cummins Engine

Item	Part Number	Qty.	Description	Rev.
	1001131343	1	CUMMINS ENGINE, QSB3.3, 110HP TIER 3, (if equipped for LS), (includes all items)	B
	70024285	1	FAN BELT	
	70021849	1	ALTERNATOR	
	70021850	1	STARTER	
	8036204	1	OIL FILTER ELEMENT	
	70021584	1	DIPSTICK	
	70023565	1	DIPSTICK TUBE	
	70022842	1	OIL FILL CAP	
	70024286	1	THERMOSTAT	
	70022846	1	SECONDARY FUEL FILTER ELEMENT	
	70022844	1	OIL PAN PLUG	
	70024156	1	PRIMARY FUEL FILTER ELEMENT	
K1	1001150524	1	FILTER KIT, 250 HOUR, (if equipped for LS), (includes all items)	A
	8036204	1	ENGINE OIL FILTER	
	70022846	1	SECONDARY FUEL FILTER	
	70024156	1	PRIMARY FUEL FILTER	
	1101312	1	PRIMARY AIR FILTER ELEMENT	
	1101313	1	SECONDARY AIR FILTER ELEMENT	
K2	1001150525	1	FILTER KIT, 1000 HOUR, (if equipped for LS), (includes all items)	A
	8036204	1	ENGINE OIL FILTER	
	70022846	1	SECONDARY FUEL FILTER	
	70024156	1	PRIMARY FUEL FILTER	
	1101312	1	PRIMARY AIR FILTER ELEMENT	
	1101313	1	SECONDARY AIR FILTER ELEMENT	
	8320265	1	HYDRAULIC RETURN FILTER	
	7139077	1	HYDRAULIC BREATHER	
	1319726	1	TRANSMISSION FILTER	



Figure 4-3 Fuel Tank & Lines

IF EQUIPPED FOR ULS



PH5470



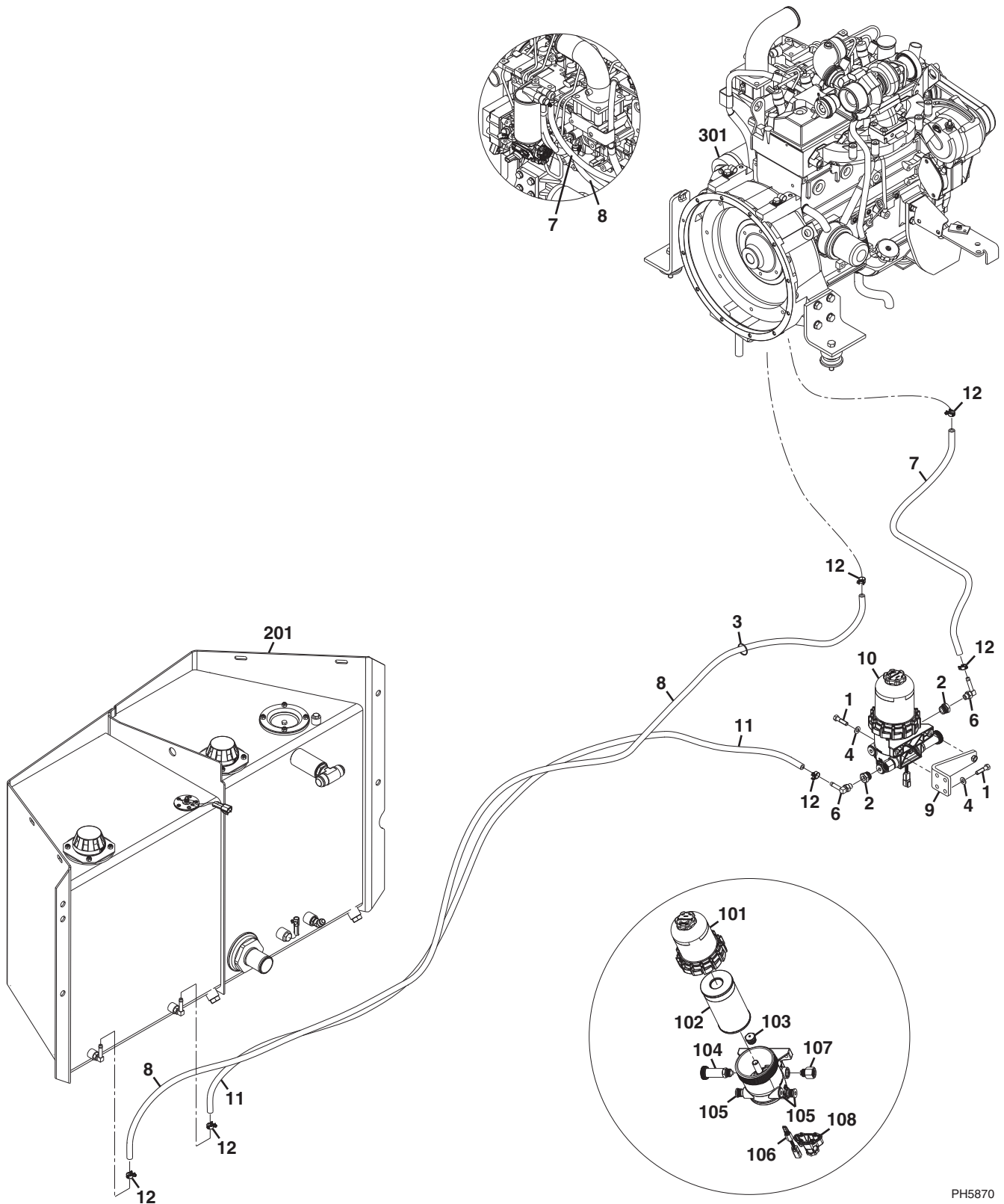
Figure 4-3 Fuel Tank &amp; Lines

Item	Part Number	Qty.	Description	Rev.
	1001121256	Ref	FUEL LINES INSTALLATION, (if equipped for ULS), (not available to order, see items 1 thru 22 for service)	F
1	0641611	2	HEX HD CAPSCREW, 3/8-16X1-3/8	
2	4711600	2	PLAIN WASHER, 3/8	
5	1001136975	8	FUEL HOSE CLAMP	
8	1001102931	2	BANJO BOLT, M14	
9	1001102933	4	COPPER RING SEAL	
10	1001113511	2	BANJO ADAPTER, M14X3/8	
11	1001125038	1	FUEL SUPPLY FILTER HOSE	
12	1001125039	1	FUEL SUPPLY ENGINE HOSE	
13	1001134467	1	FUEL RETURN HOSE	
14	4240017	5	TIE STRAP	
15	0641506	8	HEX HD CAPSCREW, 5/16-18X3/4	
16	3271501	8	HEX NUT, 5/16-18	
17	4711500	16	PLAIN WASHER, 5/16	
18	8406101	1	TUBE CLIP, 5/8	
19	1001138700	2	FUEL COOLER BRACKET	
20	1001134466	1	FUEL RETURN HOSE	
21	1001134516	1	FUEL RADIATOR	
22	1001136358	1	ABRASION SLEEVE	
101		Ref	FUEL FILTER, (see Figure 4-2 for details)	
201		Ref	FUEL/HYDRAULIC TANK, (see Figure 9-11 for details)	
301		Ref	CUMMINS ENGINE, QSB3.3, 100HP TIER 4i, (see Figure 4-2 for details)	



Figure 4-3 Fuel Tank & Lines

IF EQUIPPED FOR LS



PH5870



Figure 4-3 Fuel Tank &amp; Lines

Item	Part Number	Qty.	Description	Rev.
	1001121257	Ref	FUEL LINES INSTALLATION, (if equipped for LS), (not available to order, see items 1 thru 12 for service)	C
1	0641612	6	HEX HD CAPSCREW, 3/8-16X1-1/2	
2	2220218	2	STRAIGHT ADAPTER, (includes o-ring)	
3	4240017	1	TIE STRAP	
4	4711600	6	PLAIN WASHER, 3/8	
6	8430034	2	ELBOW, 90 DEGREES, (includes o-ring)	
7	1001136157	1	FUEL SUPPLY TO ENGINE HOSE	
8	1001125040	1	FUEL RETURN HOSE	
9	1001132173	1	FUEL FILTER BRACKET	
10	1001133534	1	FUEL FILTER, (includes items 101 thru 108)	
11	1001135011	1	FUEL FILTER HOSE	
12	1001136975	6	FUEL HOSE CLAMP	
101	70024155	1	COVER ASSY, (includes vent cap, vent cap o-ring, collar, cover, cover o-ring & spring)	
102	70024156	1	FILTER ELEMENT	
103	70024157	1	CHECK VALVE ASSY	
104	70024158	1	PRIMER	
105	70024159	3	PLUG	
106	70024160	1	WATER-IN-FUEL (WIF) SENSOR	
107	70024161	1	CHECK VALVE	
108	70024162	1	BOTTOM BOWL ASSY, (includes bottom bowl seal, bottom bowl screws, drain valve o-ring & drain valve)	
201		Ref	FUEL/HYDRAULIC TANK, (see Figure 9-11 for details)	
301		Ref	CUMMINS ENGINE, QSB3.3, 110HP TIER 3, (see Figure 4-2 for details)	



Figure 4-4 Radiator & Cooling Installation

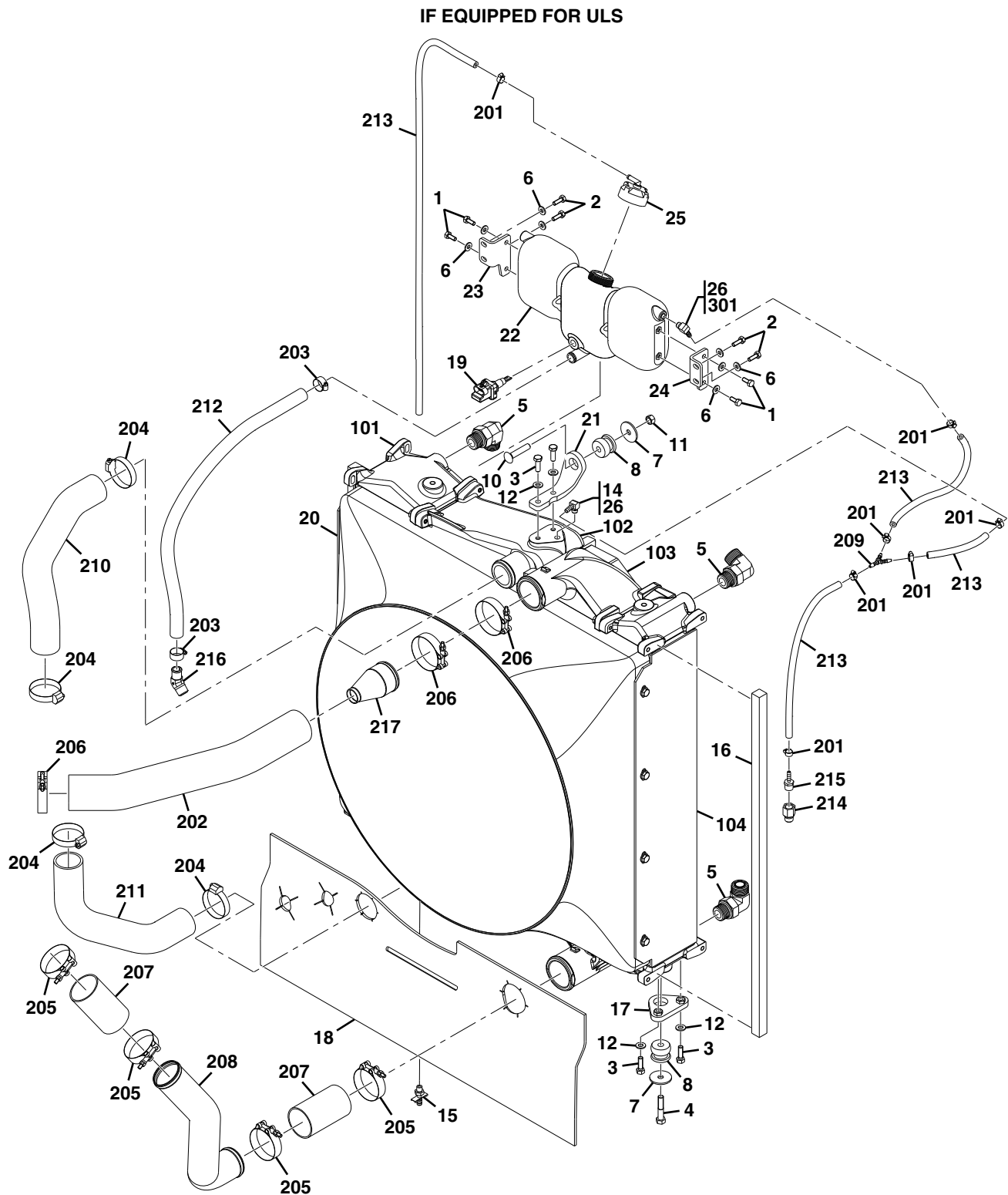




Figure 4-4 Radiator &amp; Cooling Installation

Item	Part Number	Qty.	Description	Rev.
	1001121254	Ref	COOLING INSTALLATION, (if equipped for ULS), (not available to order, see items 1 thru 26 for service)	E
1	0641405	4	HEX HD CAPSCREW, 1/4-20X5/8	
2	0641406	4	HEX HD CAPSCREW, 1/4-20X3/4	
3	0641508	6	HEX HD CAPSCREW, 5/16-18X1	
4	0641614	2	HEX HD CAPSCREW, 3/8-16X1-3/4	
5	2131212	4	ADAPTER, 90 DEGREES, (includes o-ring)	
6	4711400	8	WASHER, 1/4	
7	7057141	3	FLAT REBOUND WASHER	
8	8278020	3	RUBBER ISOLATOR MOUNT	
10	8310281	1	CARRIAGE BOLT, 3/8-16X2-1/4, GR2	
11	8305008	1	HEX NUT, 3/8-16	
12	8307106	6	PLAIN WASHER, 5/16	
14	8420213	1	HOSE BARB ELBOW, 90 DEGREES	
15	91343011	1	DRAIN COCK	
16	1001109230	2	FOAM GASKET SEAL	
17	1001120869	2	LOWER COOLER MOUNT BRACKET	
18	1001120947	1	AIR DAM PANEL	
19	1001121955	1	COOLANT LEVEL SENSOR	
20	1001127591	1	RADIATOR ASSY, (includes items 101 thru 104)	
21	1001127980	1	UPPER RADIATOR MOUNT	
22	1001128338	1	DEAERATION TANK, (includes items 26 & 301)	
23	1001128339	1	RH TANK BRACKET	
24	1001128340	1	LH TANK BRACKET	
25	1001128341	1	DEAERATION TANK PRESSURE CAP	
26	1001097335	AR	LOCTITE® 567™, (apply to item 14 & 301)	
101	70024148	1	TRANSMISSION COOLER	
102	70024149	1	WATER/GLYCOL COOLER	
103	70024150	1	CHARGE AIR COOLER	
104	70024151	1	OIL COOLER	
	1001121271	Ref	PLUMBING COOLER INSTALLATION, (if equipped for ULS), (not available to order, see items 201 thru 217 for service)	E
201	1320022	7	WORM GEAR CLAMP	
202	1001127418	1	CAC OUTLET HOSE	
203	8405007	2	GEAR CLAMP, 1.25 MAX DIA	
204	8405201	4	GEAR CLAMP, 2.50 MAX DIA	
205	8405211	4	T-BOLT CLAMP	
206	8405212	3	T-BOLT CLAMP	
207	1001114495	2	CAC STRAIGHT HOSE, 2-1/2	
208	1001120068	1	CAC INLET PIPE	
209	1001128510	1	HOSE BARB COUPLING	
210	1001121493	1	UPPER RADIATOR HOSE	
211	1001121494	1	LOWER RADIATOR HOSE	
212	1001122560	1	DRAWDOWN HOSE	
213	1001122565	1	VENT HOSE	
214	1001122801	1	STRAIGHT ADAPTER	
215	1001122807	1	HOSE BARB COUPLING	
216	1001133871	1	ELBOW PIPE FITTING ADAPTER	



## ENGINE & ATTACHING PARTS

**Figure 4-4 Radiator & Cooling Installation (Continued)**

Item	Part Number	Qty.	Description	Rev.
217	1001140672	1	CAC REDUCER PIPE	
301	8420213	1	ELBOW, 90 DEGREES, (hose barb)	



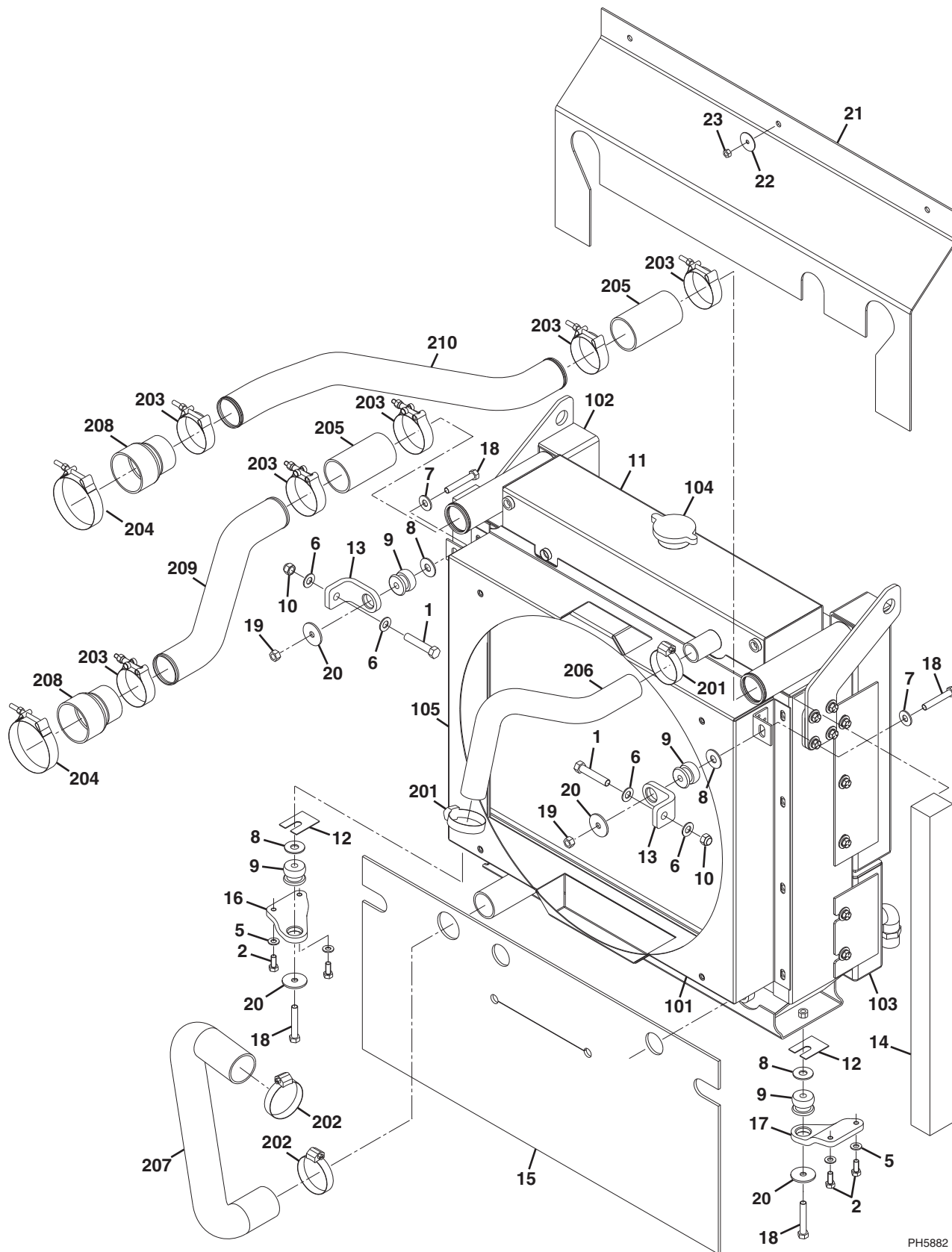


Figure 4-4 Radiator & Cooling Installation (Continued)

Item	Part Number	Qty.	Description	Rev.



Figure 4-4 Radiator & Cooling Installation



PH5882



Figure 4-4 Radiator &amp; Cooling Installation

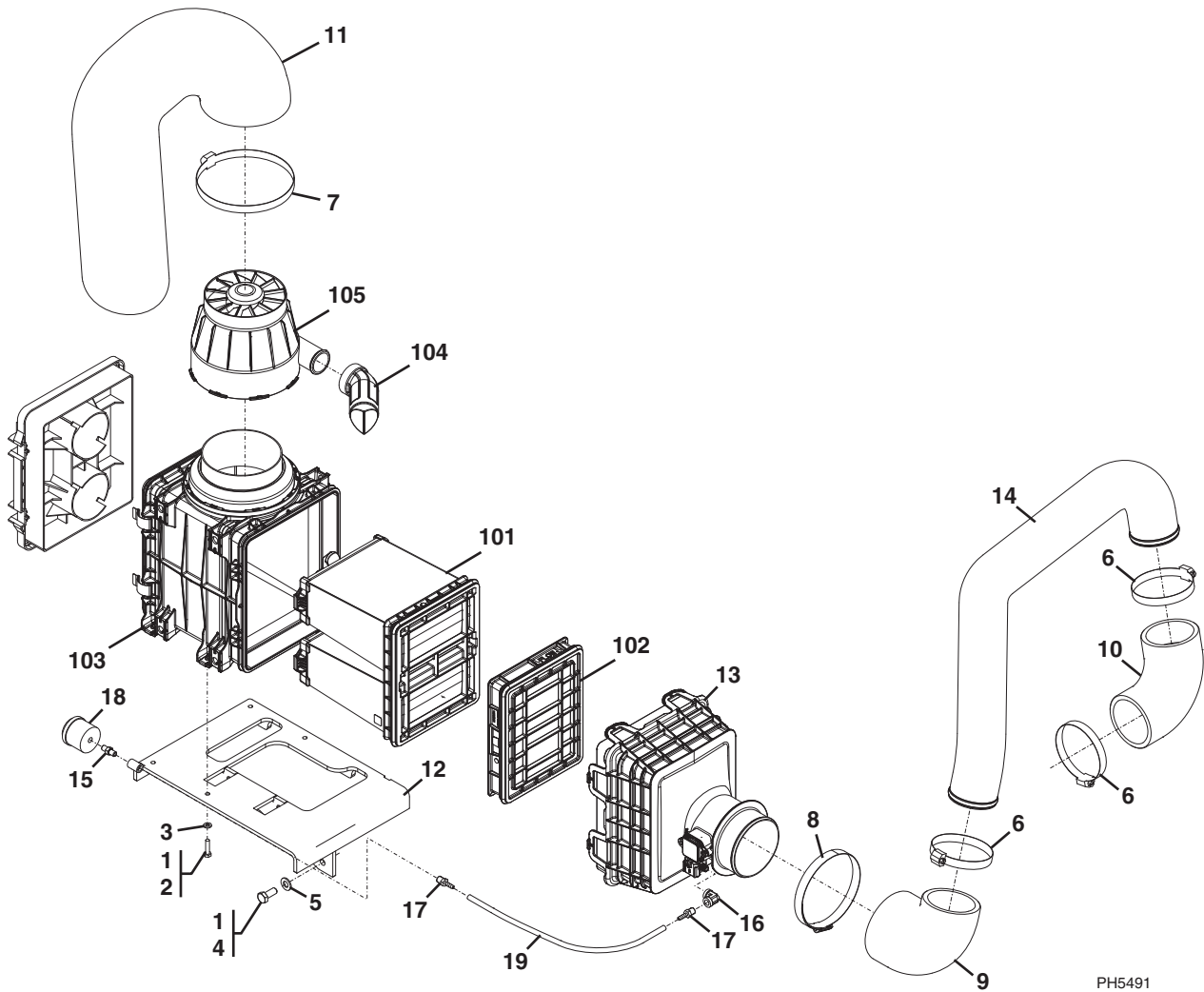
Item	Part Number	Qty.	Description	Rev.
	1001131386	Ref	COOLING INSTALLATION, (if equipped for LS), (not available to order, see items 1 thru 23 for service)	C
1	0641718	2	HEX HD CAPSCREW, 7/16-14X2-1/4	
2	0681506	4	HEX HD CAPSCREW, 5/16-18X3/4	
5	4711500	4	PLAIN WASHER, 5/16	
6	4711700	4	NARROW WASHER, 7/16	
7	4751600	2	PLAIN WASHER, 3/8	
8	4751700	4	PLAIN WASHER, 7/16	
9	8278020	4	RUBBER ISOLATOR MOUNT	
10	8310109	2	HEX LOCKNUT, 7/16-14	
11	1001111821	1	RADIATOR ASSY, (includes items 101 thru 104)	
12	1001114780	2	SHIM, 0.048	
13	1001131555	2	UPPPER COOLER BRACKET	
14	1001131594	2	FOAM GASKET SEAL	
15	1001131596	1	AIR DAM PANEL	
16	1001131819	1	RIGHT LOWER COOLER BRACKET	
17	1001131820	1	LEFT LOWER COOLER BRACKET	
18	0641618	4	HEX HD CAPSCREW, 3/8-16X2-1/4	
19	3311605	2	HEX LOCKNUT, 3/8-16, GR2	
20	7057141	4	FLAT WASHER	
21	1001102212	1	RUBBER AIR DAM FILTER	
22	4740362	3	FENDER WASHER	
23	3311401	3	HEX NUT, 1/4-20	
101	70022694	2	SHROUD	
102	NSS	1	CHARGE AIR COOLER	
103	70023601	1	HYDRAULIC OIL COOLER, (includes item 102)	
104	70022695	1	CAP	
105	70022696	1	RADIATOR	
	1001121272	Ref	PLUMBING COOLER INSTALLATION, (if equipped for LS), (not available to order, see items 201 thru 210 for service)	B
201	8405104	2	GEAR CLAMP, 2.25 MAX DIA	
202	8405201	2	GEAR CLAMP, 2.50 MAX DIA	
203	80933070	6	HEAVY DUTY BAND CLAMP	
204	91163129	2	HEAVY DUTY BAND CLAMP	
205	91563070	2	RUBBER HOSE COUPLING	
206	1001096435	1	UPPER RADIATOR HOSE	
207	1001096436	1	LOWER RADIATOR HOSE	
208	1001117244	2	REDUCER COUPLING	
209	1001131645	1	CAC TO ENGINE PIPE	
210	1001131646	1	TURBO TO CAC PIPE	



# ENGINE & ATTACHING PARTS

## Figure 4-5 Air Cleaner Installation

IF EQUIPPED FOR ULS



PH5491



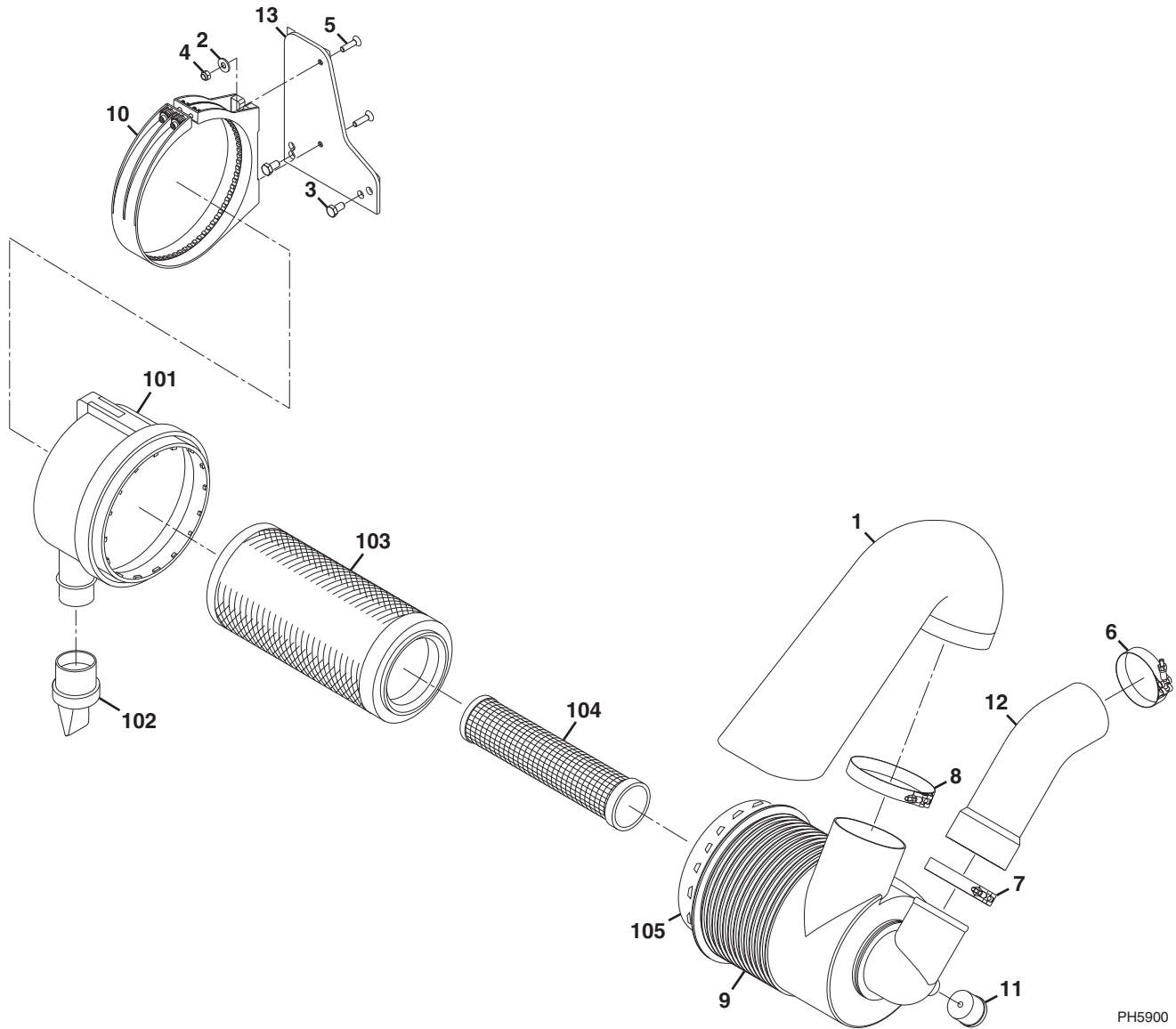
Figure 4-5 Air Cleaner Installation

Item	Part Number	Qty.	Description	Rev.
	1001121246	Ref	AIR CLEANER INSTALLATION, (if equipped for ULS), (not available to order, see items 1 thru 19 for service)	C
1	0100011	AR	LOCTITE® 242™	
2	0760612	4	HEX HD CAPSCREW, M6X25, GR8.8	
3	4811700	4	WASHER, 6mm	
4	8303798	4	HEX HD CAPSCREW, M10X25, GR8.8	
5	8307221	4	PLAIN WASHER, M10	
6	8405301	3	GEAR CLAMP, 4.00 MAX DIA	
7	8405502	1	GEAR CLAMP, 6.00 MAX DIA	
8	8405402	1	HOSE CLAMP	
9	1001120082	1	AIR INTAKE HOSE	
10	1001120083	1	AIR INTAKE HOSE	
11	1001134843	1	AIR INTAKE HOSE	
12	1001128507	1	AIR FILTER BRACKET WELDMENT	
13	1001128544	1	AIR FILTER, (includes items 101 thru 105)	D
14	1001128808	1	AIR FILTER PIPE	
15	2180104	1	ADAPTER, STRAIGHT	
16	2221301	1	ADAPTER, 90 DEGREES	
17	8420221	2	HOSE BARB COUPLING	
18	91563129	1	RESTRICTION INDICATOR	
19	1001134844	1	AIR RESTRICTION VACUUM HOSE	
101	70024177	1	PRIMARY ELEMENT	
102	70024176	1	SAFETY ELEMENT	
103	70024269	1	COVER	
104	70024270	1	VACUATOR VALVE	
105	70024271	1	PRE-CLEANER	



Figure 4-5 Air Cleaner Installation

IF EQUIPPED FOR LS



PH5900



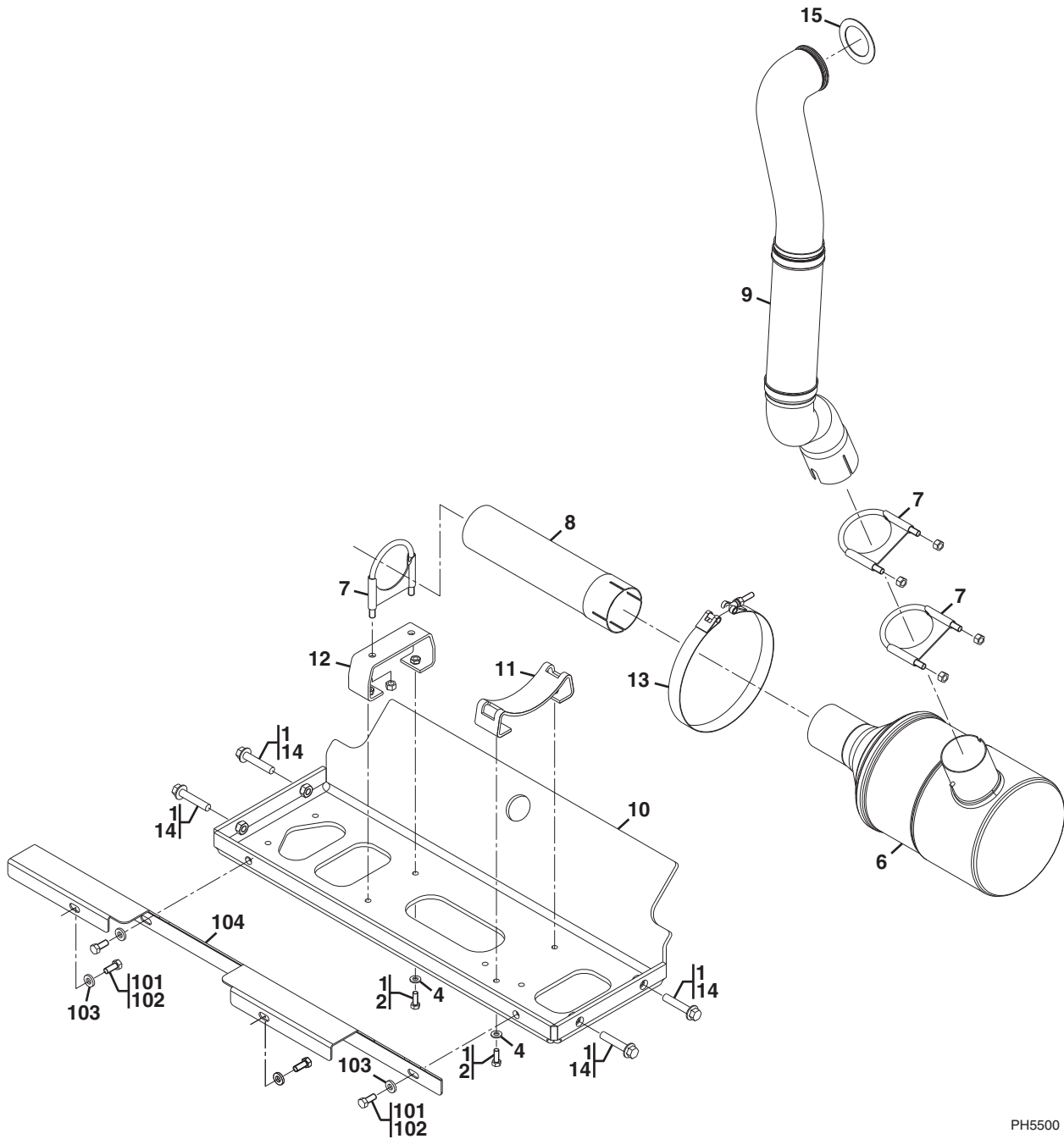
Figure 4-5 Air Cleaner Installation

Item	Part Number	Qty.	Description	Rev.
	1001121247	Ref	AIR CLEANER INSTALLATION, (if equipped for LS), (not available to order, see items 1 thru 13 for service)	A
1	2720637	1	AIR INTAKE SCOOP	
2	4751500	2	PLAIN WASHER, 5/16	
3	8303784	2	HEX HD CAPSCREW, M10X1.5X20mm, PC8.8	
4	8305626	2	HEX LOCKNUT, 5/16-18	
5	8310494	2	SCREW, 5/16-18X1-1/4, GR8	
6	8405305	1	T-BOLT CLAMP, 3.38 ID	
7	8405505	1	T-BOLT CLAMP, 4.06 ID	
8	8410021	1	T-BOLT CLAMP, 5.00 ID	
9	10268515	1	AIR CLEANER, (includes items 101 thru 105)	C
10	10268516	1	MOUNTING BAND	
11	91563129	1	RESTRICTION INDICATOR	
12	1001098977	1	AIR INTAKE PIPE	
13	1001131488	1	AIR CLEANER MOUNT	
101	91364023	1	COVER ASSY	
102	80373094	1	VACUATOR VALVE	
103	1101312	1	PRIMARY FILTER ELEMENT	
104	1101313	1	SECONDARY FILTER ELEMENT	
105	NSS	1	AIR CLEANER BODY	



Figure 4-6 Exhaust Installation

IF EQUIPPED FOR ULS



PH5500





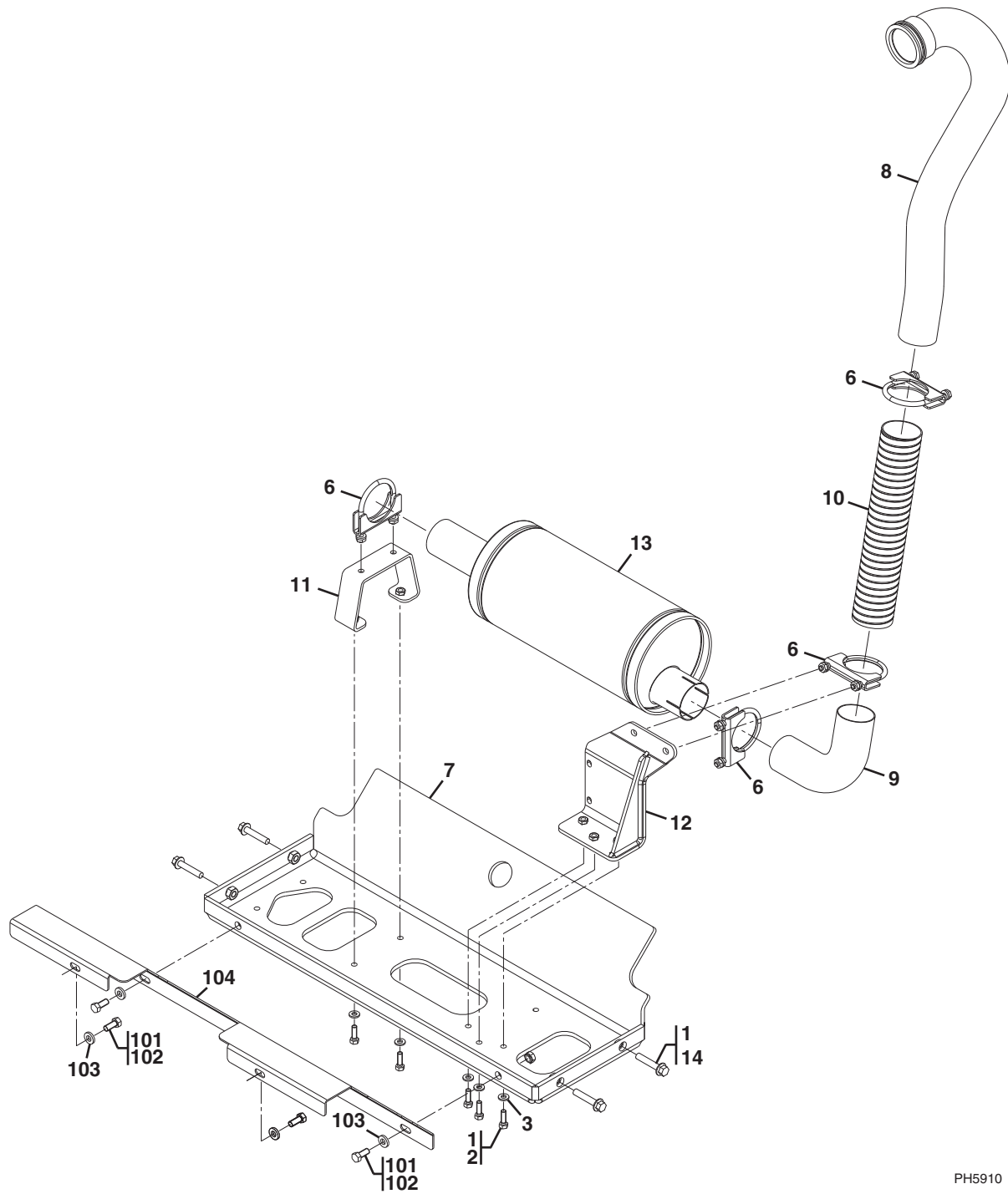
Figure 4-6 Exhaust Installation

Item	Part Number	Qty.	Description	Rev.
	1001129497	Ref	EXHAUST INSTALLATION, (if equipped for ULS), (not available to order, see items 1 thru 15 for service)	C
1	0100011	AR	LOCTITE® 242™, (apply to items 2 & 14)	
2	0641507	4	HEX HD CAPSCREW, 5/16-18X7/8	
4	4891500	4	WASHER, 5/16	
6	1001127855	1	MUFFLER	
7	24921332	3	EXHAUST CLAMP	
8	1001127856	1	EXHAUST PIPE	
9	1001127857	1	EXHAUST PIPE	
10	1001127858	1	EXHAUST MOUNT PLATE	
11	1001128363	1	MUFFLER BRACKET	
12	1001128364	1	EXHAUST PIPE BRACKET	
13	1001128901	1	BAND CLAMP	
14	0791718	4	SCREW, 7/16-14X2-1/4	
15	1001139846	1	ORIFICE PLATE	
	1001127864	Ref	DUST SHIELD INSTALLATION, (not available to order, see items 101 thru 104 for service)	A
101	0100011	AR	LOCTITE® 242™, (apply to item 102)	
102	0641607	4	HEX HD CAPSCREW, 3/8-16X7/8	
103	4891600	4	WASHER, 3/8	
104	1001127867	1	DUST BAFFLE FRONT PANEL	



Figure 4-6 Exhaust Installation

IF EQUIPPED FOR LS



PH5910



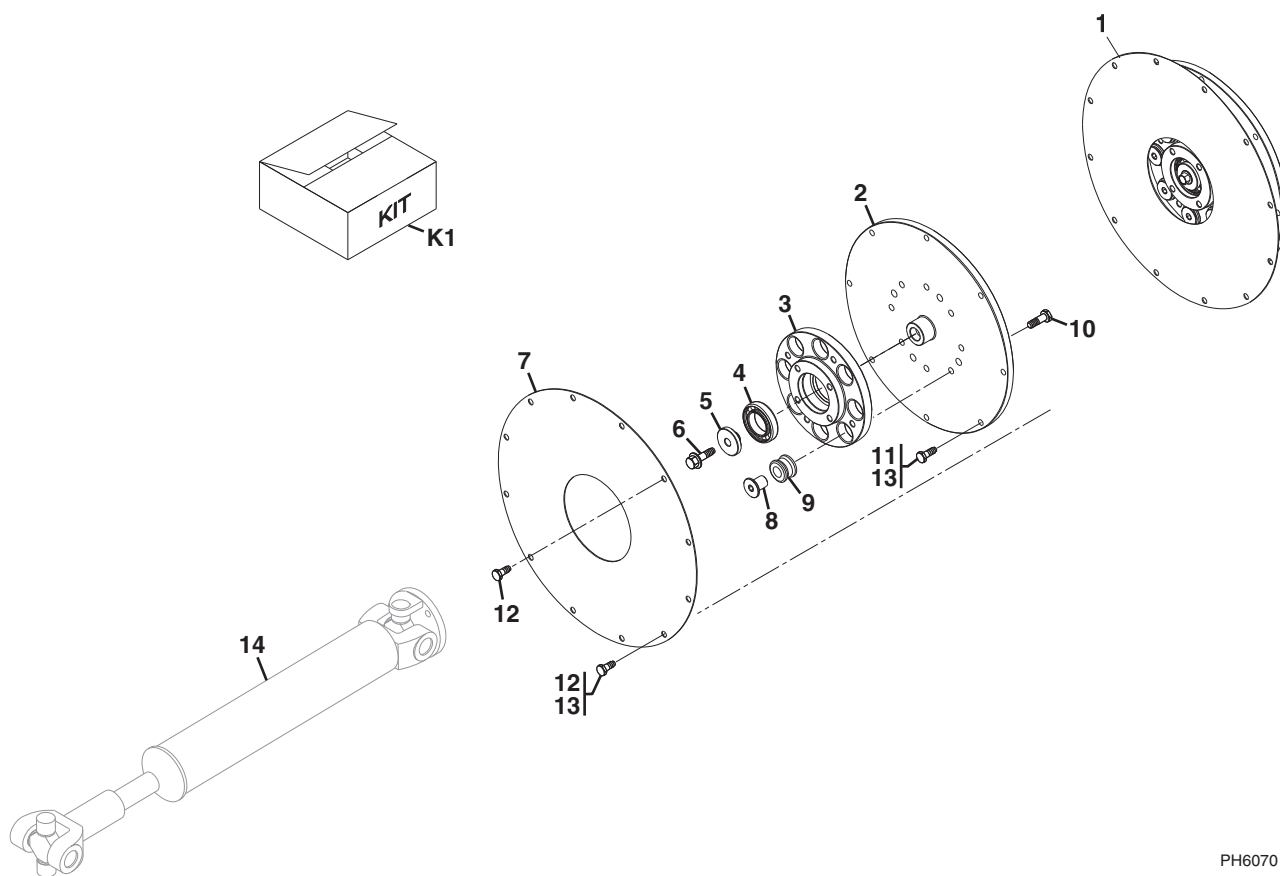
Figure 4-6 Exhaust Installation

Item	Part Number	Qty.	Description	Rev.
	1001131485	Ref	EXHAUST INSTALLATION, (if equipped for LS), (not available to order, see items 1 thru 14 for service)	B
1	0100011	AR	LOCTITE® 242™	
2	0641508	5	HEX HD CAPSCREW, 5/16-18X1	
3	4891500	5	WASHER, 5/16	
6	83683175	4	MUFFLER CLAMP	
7	1001127858	1	MUFFLER MOUNT PLATE	
8	1001131576	1	TURBO EXHAUST PIPE	
9	1001131577	1	ELBOW EXHAUST PIPE	
10	1001131578	1	FLEX EXHAUST PIPE	
11	1001131772	1	MUFFLER MOUNT	
12	1001131996	1	MUFFLER SUPPORT	
13	1001132154	1	MUFFLER	
14	0791718	4	HEX HD FLANGE SCREW, 7/16-14X1/4	
	1001127864	Ref	DUST SHIELD INSTALLATION, (not available to order, see items 101 thru 104 for service)	A
101	0100011	AR	LOCTITE® 242™, (apply to item 102)	
102	0641607	4	HEX HD CAPSCREW, 3/8-16X7/8	
103	4891600	4	WASHER, 3/8	
104	1001127867	1	DUST BAFFLE FRONT PANEL	



Figure 4-7 Isolation Coupler

IF EQUIPPED FOR ULS



PH6070



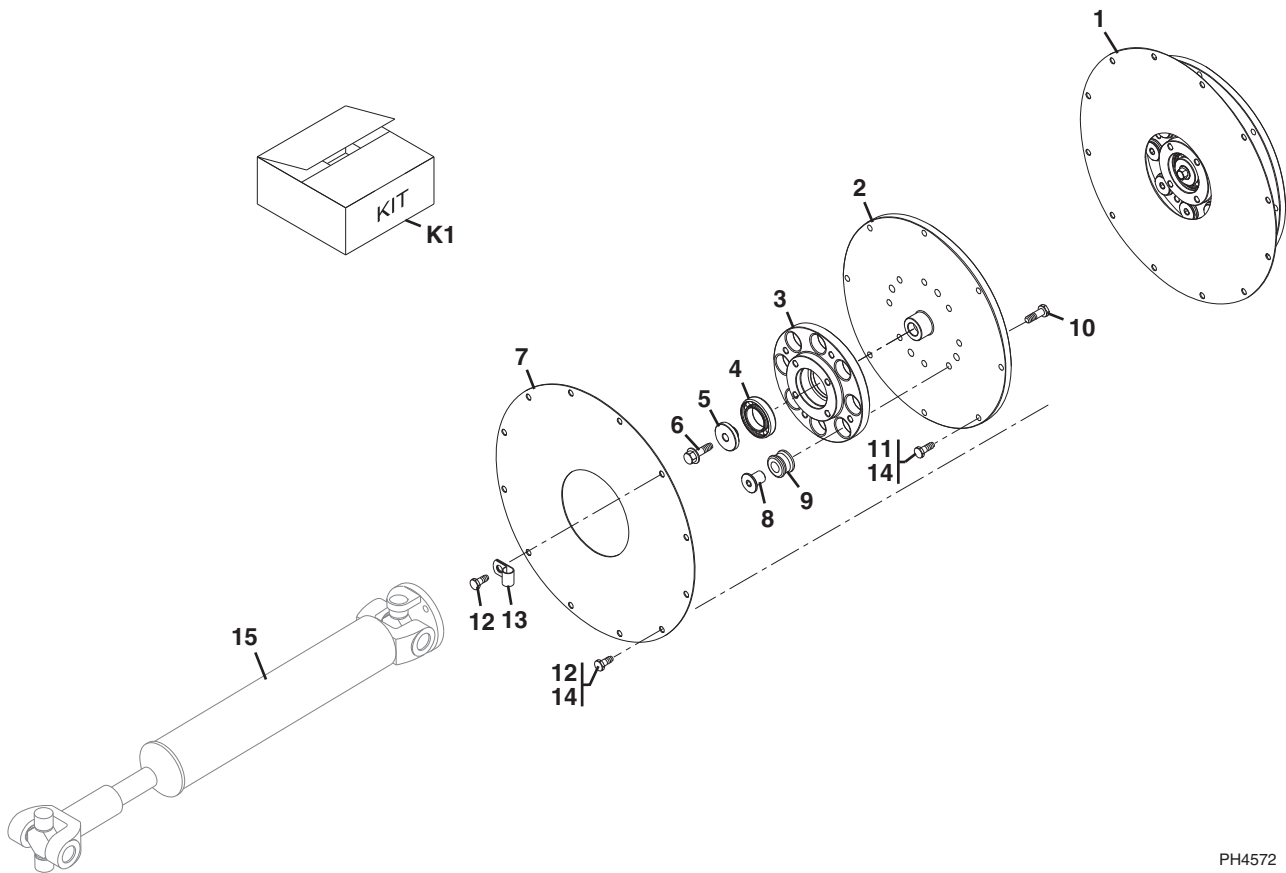
Figure 4-7 Isolation Coupler

Item	Part Number	Qty.	Description	Rev.
	1001141020	Ref	ISOLATION COUPLER INSTALLATION, (if equipped for ULS), (not available to order, see items 1 thru 13 for service)	A
1	8841319	1	ISOLATION COUPLER ASSY, (includes items 2 thru 10)	AA
2	NSS	1	FLYWHEEL PLATE, (not available to order, use 8841319 for replacement)	
3	7029264	1	COUPLING HUB	
4	NSS	1	BALL BEARING, (not available to order, use 8841319 for replacement)	
5	Use Kit K1	1	THRU BUSHING	
6	Use Kit K1	5	HEX HD CAPSCREW, 7/16-20X1-1/2, GR8	
7	7029265	1	COVER PLATE	
8	Use Kit K1	8	THREADED BUSHING	
9	Use Kit K1	8	NEOPRENE INSERT	
10	Use Kit K1	8	HEX HD CAPSCREW, 7/16-20X1-1/4, GR8	
11	8303755	8	HEX HD CAPSCREW, M10-1-1/2X30mm, PC8.8, (torque to 40-45 lb-ft/54-61 Nm)	
12	8303784	8	HEX HD CAPSCREW, M10-1-1/2X20mm, PC8, (torque to 40-45 lb-ft/54-61 Nm)	
13	8526007	AR	LOCTITE® 242™, (apply to items 11 & 12)	
14		Ref	DRIVE SHAFT, (engine input), (see Figure 5-1 for details)	
K1	70020228	1	ISOLATION COUPLER SERVICE KIT, (includes items 5, 6, 8, 9 & 10)	



Figure 4-7 Isolation Coupler

IF EQUIPPED FOR LS



PH4572



Figure 4-7 Isolation Coupler

Item	Part Number	Qty.	Description	Rev.
	7301500	Ref	ISOLATION COUPLER INSTALLATION, (if equipped for LS), (not available to order, see items 1 thru 14 for service)	AA
1	8841319	1	ISOLATION COUPLER ASSY, (includes items 2 thru 10)	AA
2	NSS	1	FLYWHEEL PLATE, (not available to order, use item 1 for replacement)	
3	7029264	1	COUPLING HUB	
4	NSS	1	BALL BEARING, (not available to order, use item 1 for replacement)	
5	Use Kit K1	1	THRU BUSHING	
6	Use Kit K1	5	HEX HD CAPSCREW, 7/16-20X1-1/2, GR8	
7	7029265	1	COVER PLATE	
8	Use Kit K1	8	THREADED BUSHING	
9	Use Kit K1	8	NEOPRENE INSERT	
10	Use Kit K1	8	HEX HD CAPSCREW, 7/16-20X1-1/4, GR8	
11	8303755	8	HEX HD CAPSCREW, M10-1-1/2X30mm, GR8.8, (torque to 40-45 lb-ft/54-61 Nm)	
12	8303784	12	HEX HD CAPSCREW, M10-1-1/2X20mm,GR8, (torque to 40-45 lb-ft/54-61 Nm)	
13	8406105	1	TUBE CLIP, 3/4 DIA	
14	8526007	AR	LOCTITE® 242™	
15		Ref	DRIVE SHAFT, (engine input), (see Figure 5-1 for details)	
K1	70020228	1	ISOLATION COUPLER SERVICE KIT, (includes items 5, 6, 8, 9 & 10)	
			IT	





**ENGINE & ATTACHING PARTS**

**This Page Intentionally Left Blank**



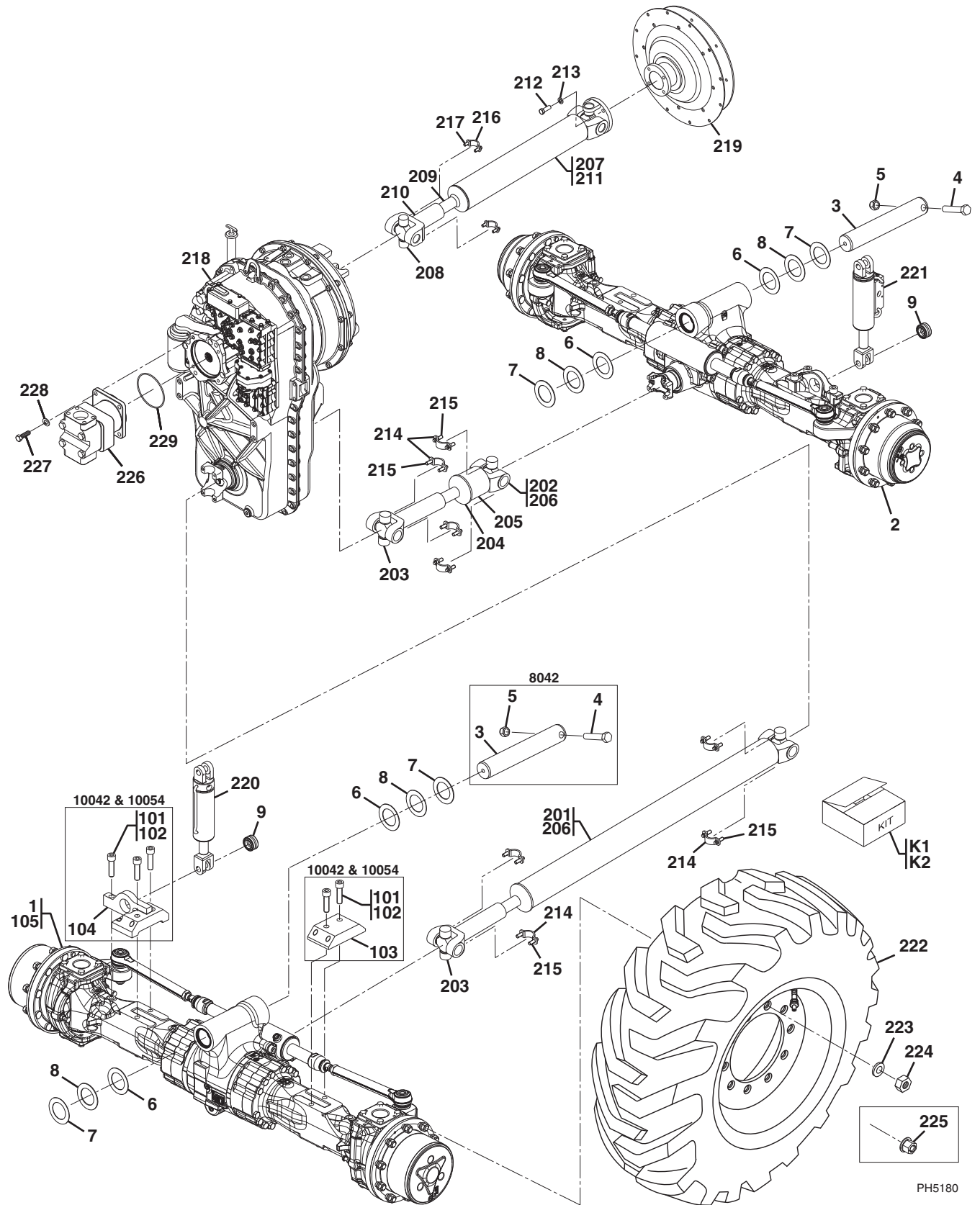
# SECTION 5 DRIVE TRAIN





# DRIVE TRAIN

## Figure 5-1 Drive Train Components







Figure 5-1 Drive Train Components

Item	Part Number	Qty.	Description	Rev.
	1001104796	Ref	AXLE INSTALLATION, <b>(8042)</b> , (not available to order, see items 1 thru 9 for service)	C
	1001104800	Ref	AXLE INSTALLATION, <b>(10042 &amp; 10054)</b> , (not available to order, see items 2 thru 10 for service)	D
1		Ref	FRONT AXLE, (see Figure 5-2 for details)	
2		Ref	REAR AXLE, (see Figure 5-10 for details)	
3	3423254	2	AXLE PIVOT PIN, <b>(8042)</b>	
	3423254	1	AXLE PIVOT PIN, <b>(10042 &amp; 10054)</b>	
4	0642640	2	HEX HD CAPSCREW, 1-8X5, GR5, <b>(8042)</b>	
	0642640	1	HEX HD CAPSCREW, 1-8X5, GR5, <b>(10042 &amp; 10054)</b>	
5	8310116	2	HEX LOCKNUT, 1-8, <b>(8042)</b>	
	8310116	1	HEX LOCKNUT, 1-8, <b>(10042 &amp; 10054)</b>	
6	8307912	AR	SHIM WASHER, 0.06	
7	8307913	AR	SHIM WASHER, 0.12	
8	8310259	AR	SHIM WASHER, 0.09	
9	8050001	2	BEARING	
10	1001110889	1	FRONT AXLE ASSY, <b>(10042 &amp; 10054)</b> , (includes items 101 thru 105)	B
101	1001103619	5	SOCKET HD CAPSCREW, M22X1-1/2X80	
102	0100019	AR	LOCTITE® 271™, (apply to item 101)	
103	1001107744	1	OUTRIGGER MOUNTING BRACE	
104	1001107746	1	FRAME LEVEL CYLINDER LUG	
105		Ref	FRONT AXLE, (see Figure 5-2 for details)	
	1001128946	Ref	DRIVE SHAFT INSTALLATION, (not available to order, see items 201 thru 217 for service)	B
201	7138638	1	FRONT AXLE DRIVE SHAFT, (includes items 203 thru 206)	
202	7138639	1	REAR AXLE DRIVE SHAFT, (includes items 203 thru 206)	
203	8035778	4	CROSS & BEARING KIT, (two required per drive shaft)	
204	8035109	2	DUST CAP KIT, (one required per drive shaft)	
205	NSS	2	SLIP JOINT	
206	NSS	2	YOKE SHAFT	
207	1001127784	1	DRIVE SHAFT - ENGINE TO TRANSMISSION, (includes items 208 thru 211)	
208	1101841	2	CROSS & BEARING KIT	
209	8035109	1	DUST CAP KIT	
210	NSS	2	SLIP JOINT	
211	NSS	2	YOKE SHAFT	
212	8310425	4	HEX HD CAPSCREW, 7/16-20X1-1/4, GR8	
213	8307006	4	LOCKWASHER, 7/16	
214	Use Kit K1	8	STRAP, (use kit 8880218-OM for replacement)	
215	Use Kit K1	16	SCREW, (torque to 32-42 lb-ft/43-57 Nm), (must replace when removed, do not re-torque), (use kit 8880218-OM for replacement)	
216	Use Kit K2	2	STRAP, (use kit 8880219-OM for replacement)	
217	Use Kit K2	4	SCREW, (torque to 35 lb-ft/47 Nm), (must replace when removed, do not re-torque), (use kit 8880219-OM for replacement)	
218		Ref	ZF TRANSMISSION, (see Figure 5-17 for details)	
219		Ref	ISOLATION COUPLER, (see Figure 4-7 for details)	
220		Ref	FRAME LEVEL CYLINDER & MOUNTING HARDWARE, (see Figure 9-5 for details)	
221		Ref	STABIL-TRAK CYLINDER & MOUNTING HARDWARE, (see Figure 9-6 for details)	



## DRIVE TRAIN

Figure 5-1 Drive Train Components (Continued)

Item	Part Number	Qty.	Description	Rev.
222		Ref	WHEEL ASSY, (see Figure 5-33 for details)	
223	8786573	40	LOCKWASHER, M22, (10 per tire), <b>(not required with Firestone 370/75-28 (8042) or Firestone 400/75-28 (10042 &amp; 10054))</b>	
224	8786572	40	WHEEL NUT, (10 per tire), (torque to 430-470 lb-ft/583-637 Nm), <b>(not required with Firestone 370/75-28 (8042) or Firestone 400/75-28 (10042 &amp; 10054))</b>	
225	91403193	40	LUG NUT, M22X1-1/2, FREE SPINNING, (10 per tire), (torque to 430-470 lb-ft/583-637 Nm), <b>(if equipped with Firestone 370/75-28 (8042) or Firestone 400/75-28 (10042 &amp; 10054))</b>	
226		Ref	GEAR PUMP, (see Figure 9-10 for details)	
227	8303519	4	HEX HD CAPSCREW, M12X1-3/4X35mm, PC8.8	
228	8310356	4	HARDENED WASHER, 12mm	
229	8630019	1	O-RING	
K1	8880218-OM	4	STRAP KIT, (includes qty. 2 of item 214 & qty. 4 of item 215)	
K2	8880219-OM	1	STRAP KIT, (includes qty. 2 of item 216 & qty. 4 of item 217)	




Figure 5-1 Drive Train Components (Continued)

Item	Part Number	Qty.	Description	Rev.


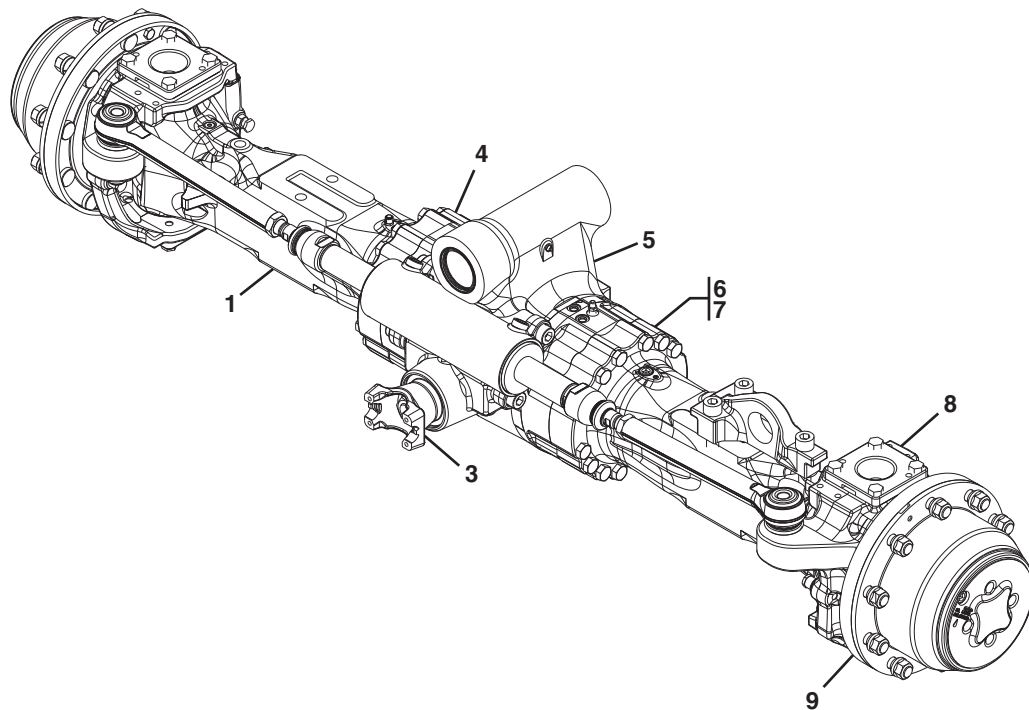
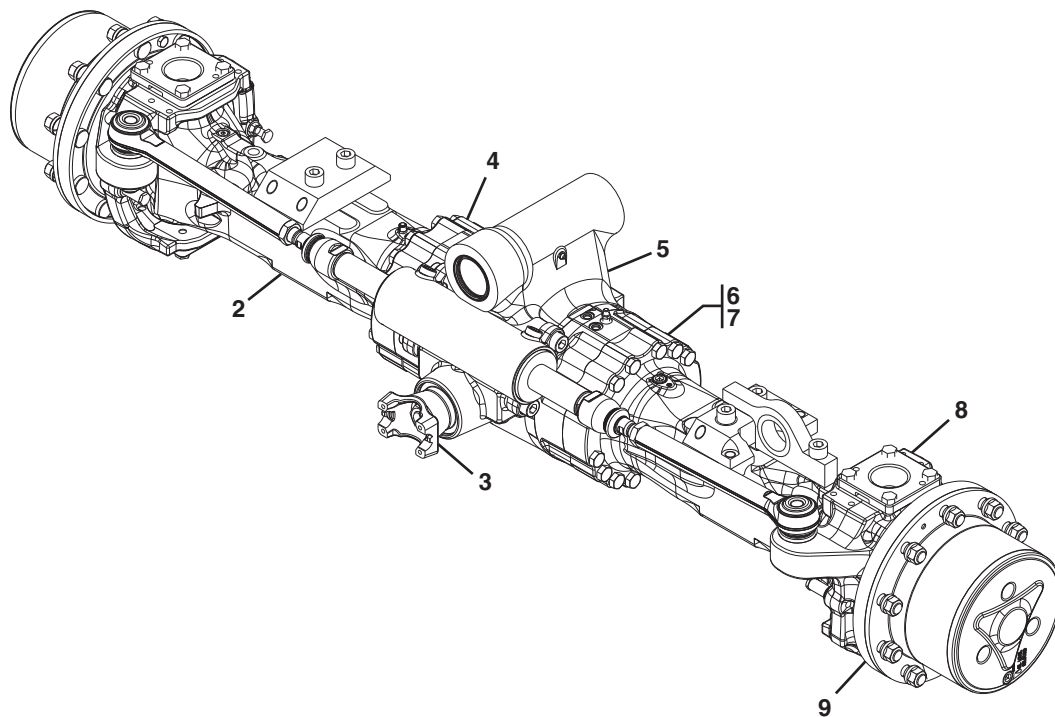


Figure 5-2 Front Axle

8042



10042 & 10054



PH5340




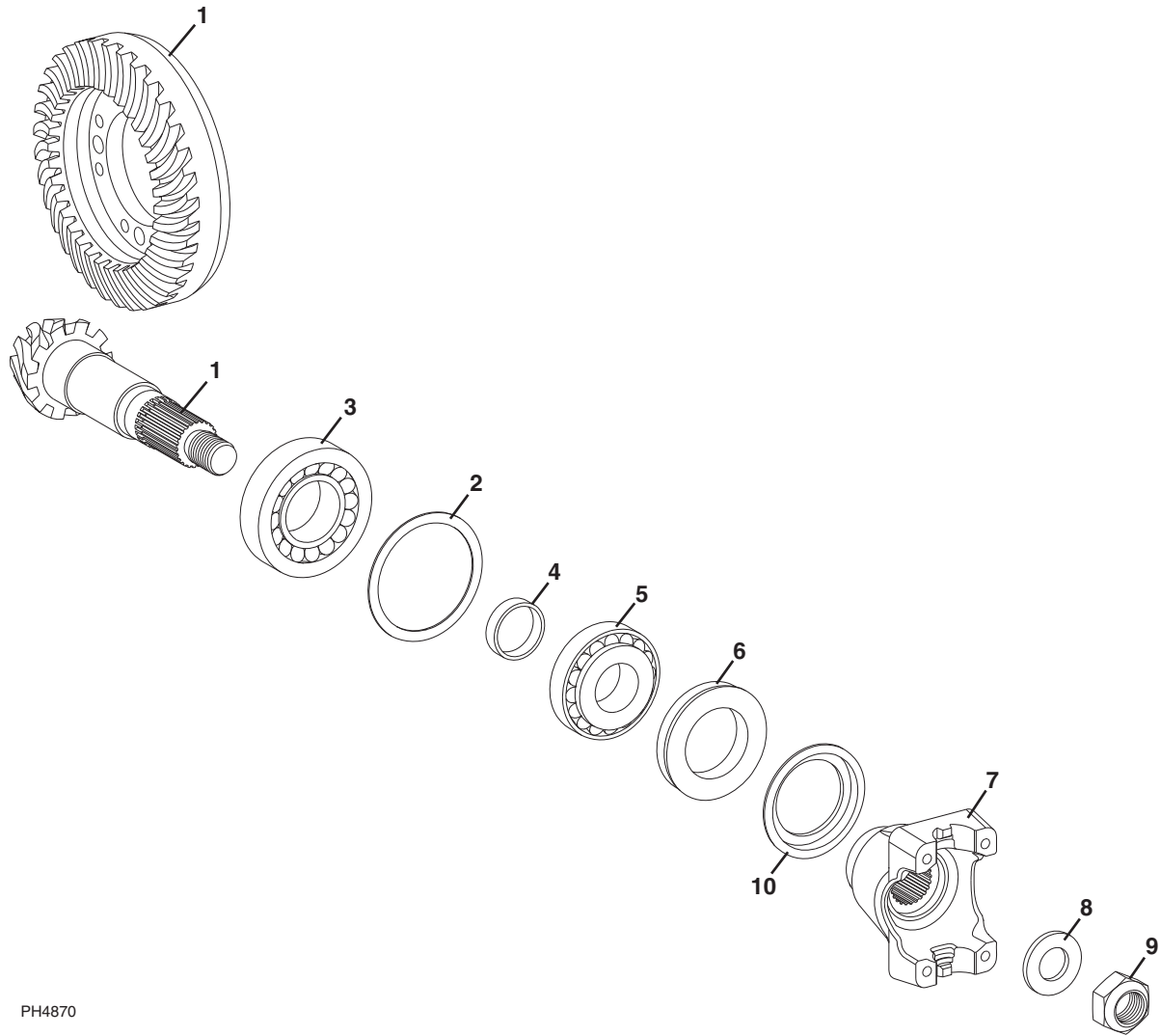
Figure 5-2 Front Axle

Item	Part Number	Qty.	Description	Rev.
1	1001103628	1	FRONT AXLE, (8042)	
2	1001103629	1	FRONT AXLE, (10042 & 10054)	
3		Ref	INPUT, (see Figure 5-3 for details)	
4		Ref	LIMITED SLIP DIFFERENTIAL, (see Figure 5-4 for details)	
5		Ref	AXLE CASING, (see Figure 5-5 for details)	
6		Ref	M-DISC BRAKE, (see Figure 5-6 for details)	
7		Ref	BRAKE, (see Figure 5-7 for details)	
8		Ref	JOINT HOUSING, (see Figure 5-8 for details)	
9		Ref	PLANETARY DRIVE, (see Figure 5-9 for details)	



# DRIVE TRAIN

Figure 5-3 Front Axle - Input



PH4870







Figure 5-3 Front Axle - Input

Item	Part Number	Qty.	Description	Rev.
1	70022232	1	BEVEL GEAR SET, (8042)	
	70022272	1	BEVEL GEAR SET, (10042 & 10054)	
2	80304160	1	SHIM, 0.1	
	80304159	1	SHIM, 0.2	
	80304158	1	SHIM, 0.3	
	80304157	1	SHIM, 0.5	
	80304156	1	SHIM, 0.6	
	80304162	1	SHIM, 0.65	
	80304155	1	SHIM, 0.7	
	80304161	1	SHIM, 0.75	
	80304154	1	SHIM, 0.8	
	80304153	1	SHIM, 0.9	
	80304152	1	SHIM, 1.0	
	80304146	1	SHIM, 1.2	
	80304163	1	SHIM, 1.25	
	80304151	1	SHIM, 1.3	
	80304164	1	SHIM, 1.35	
	80304150	1	SHIM, 1.4	
	80304165	1	SHIM, 1.45	
	80304145	1	SHIM, 1.5	
	80304166	1	SHIM, 1.55	
	80304149	1	SHIM, 1.6	
	80304167	1	SHIM, 1.65	
	80304148	1	SHIM, 1.7	
	80304168	1	SHIM, 1.75	
	80304144	1	SHIM, 1.8	
	80304169	1	SHIM, 1.85	
	80304147	1	SHIM, 1.9	
	80304143	1	SHIM, 2.0	
3	70022231	1	ROLLER BEARING	
4	80304088	1	RING, 16.0	
	80304089	1	RING, 16.1	
	80304090	1	RING, 16.2	
	80304091	1	RING, 16.3	
	80304092	1	RING, 16.4	
	80304093	1	RING, 16.5	
	80304110	1	RING, 16.56	
	80304094	1	RING, 16.6	
	80304111	1	RING, 16.62	
	80304112	1	RING, 16.64	
	80304124	1	RING, 16.66	
	80304113	1	RING, 16.68	
	80304095	1	RING, 16.7	
	70022216	1	RING, 16.72	
	80304115	1	RING, 16.74	
	80304117	1	RING, 16.76	
	80304118	1	RING, 16.78	
	80304096	1	RING, 16.8	
	80304119	1	RING, 16.82	



## DRIVE TRAIN

Figure 5-3 Front Axle - Input (Continued)

Item	Part Number	Qty.	Description	Rev.
	80304120	1	RING, 16.84	
	80304104	1	RING, 16.86	
	80304121	1	RING, 16.88	
	80304122	1	RING, 16.9	
	80304097	1	RING, 16.92	
	80304123	1	RING, 16.94	
	80304125	1	RING, 16.96	
	80304107	1	RING, 16.98	
	80304126	1	RING, 17.0	
	80304127	1	RING, 17.02	
	80304108	1	RING, 17.04	
	80304128	1	RING, 17.06	
	80304129	1	RING, 17.08	
	80304099	1	RING, 17.10	
	80304130	1	RING, 17.12	
	80304131	1	RING, 17.14	
	80304132	1	RING, 17.16	
	80304133	1	RING, 17.18	
	80304100	1	RING, 17.2	
	80304134	1	RING, 17.22	
	80304135	1	RING, 17.24	
	80304136	1	RING, 17.26	
	80304137	1	RING, 17.28	
	80304101	1	RING, 17.3	
	80304102	1	RING, 17.4	
5	1319353	1	ROLLER BEARING	
6	70022220	1	SHAFT SEAL	
7	70022245	1	END YOKE	
8	80304082	1	WASHER	
9	70022213	1	HEX NUT	
10	70022244	1	SCREEN SHEET	

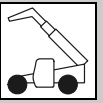


Figure 5-3 Front Axle - Input (Continued)

Item	Part Number	Qty.	Description	Rev.


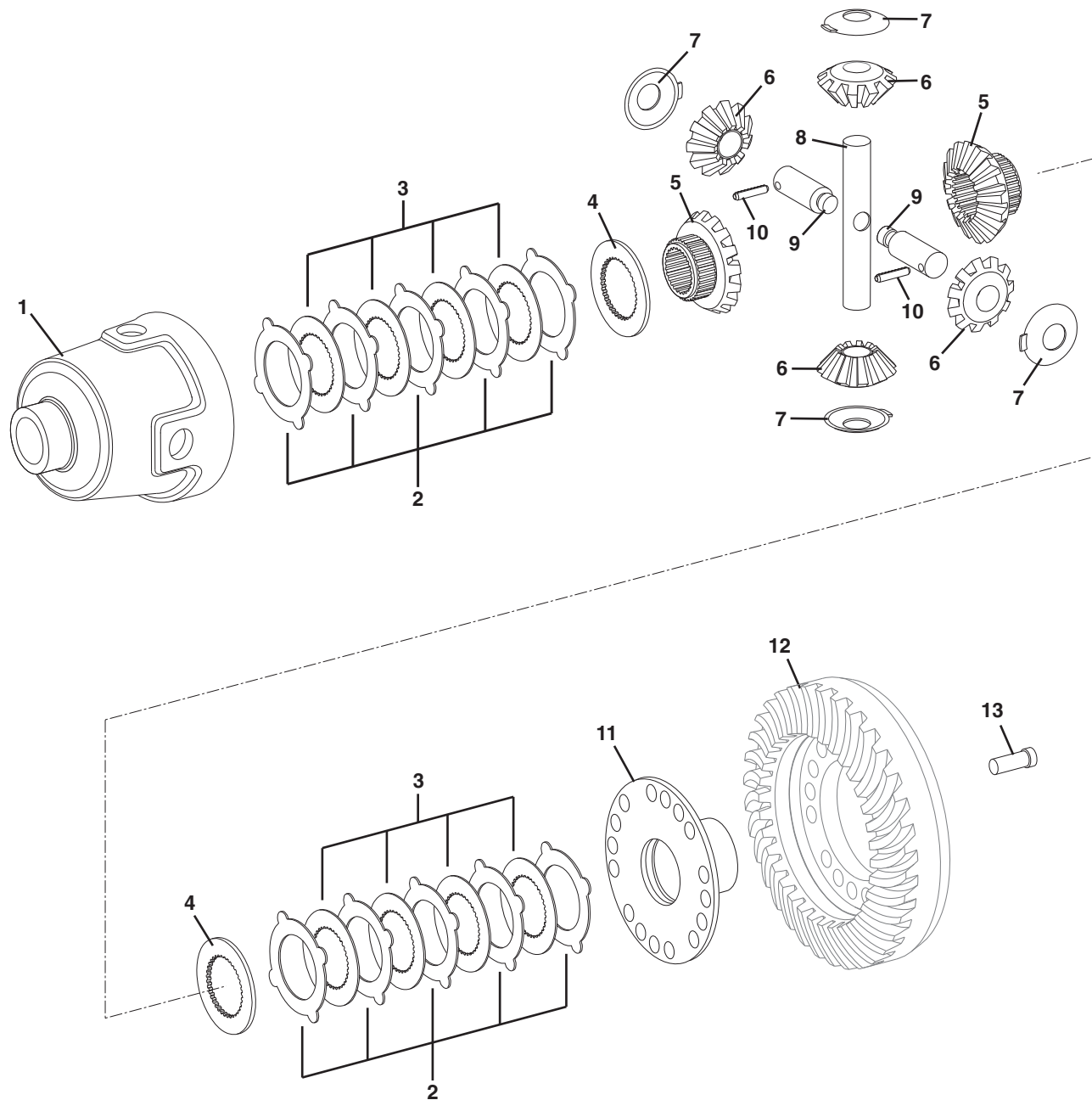


Figure 5-4 Front Axle - Limited Slip Differential



PA3301





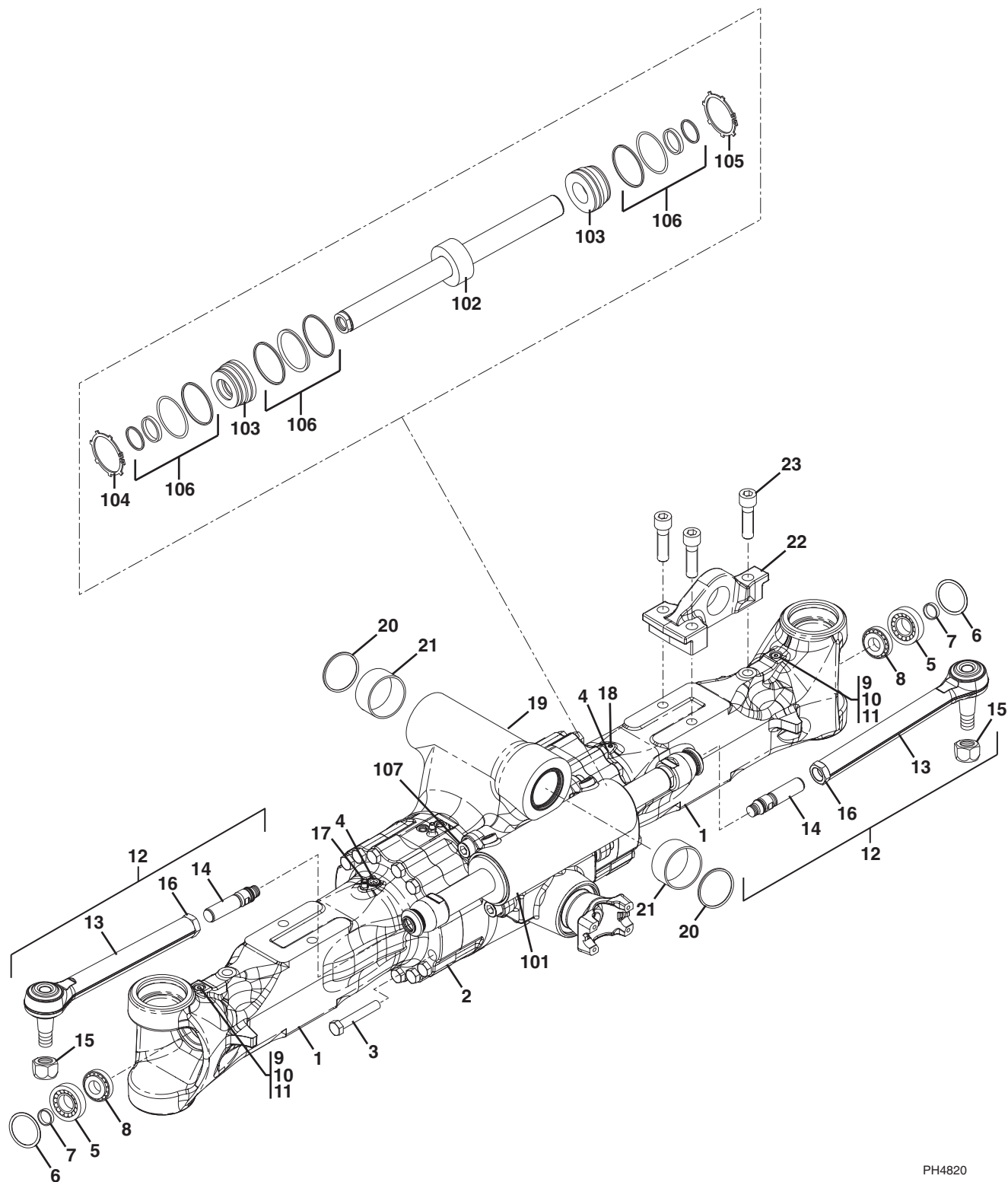
Figure 5-4 Front Axle - Limited Slip Differential

Item	Part Number	Qty.	Description	Rev.
1	70023910	1	DIFFERENTIAL CASE	
2	70022263	10	O. CLUTCH DISC, 1.2	
	70022264	10	O. CLUTCH DISC, 1.3	
3	70022260	8	I. CLUTCH DISC	
4	70022261	2	PRESSURE DISC	
5	70022225	2	AXLE BEVEL GEAR	
6	70022185	4	DIFFERENTIAL BEVEL GEAR	
7	70022262	4	THRUST WASHER	
8	70022227	1	DIFFERENTIAL AXLE	
9	70022228	2	DIFFERENTIAL AXLE	
10	70023904	2	SLOTTED PIN	
11	70022229	1	COVER	
12		Ref	BEVEL GEAR SET, (see Figure 5-3 for details)	
13	70022211	16	CAP SCREW, M12X35	



# DRIVE TRAIN

## Figure 5-5 Front Axle - Casing



PH4820


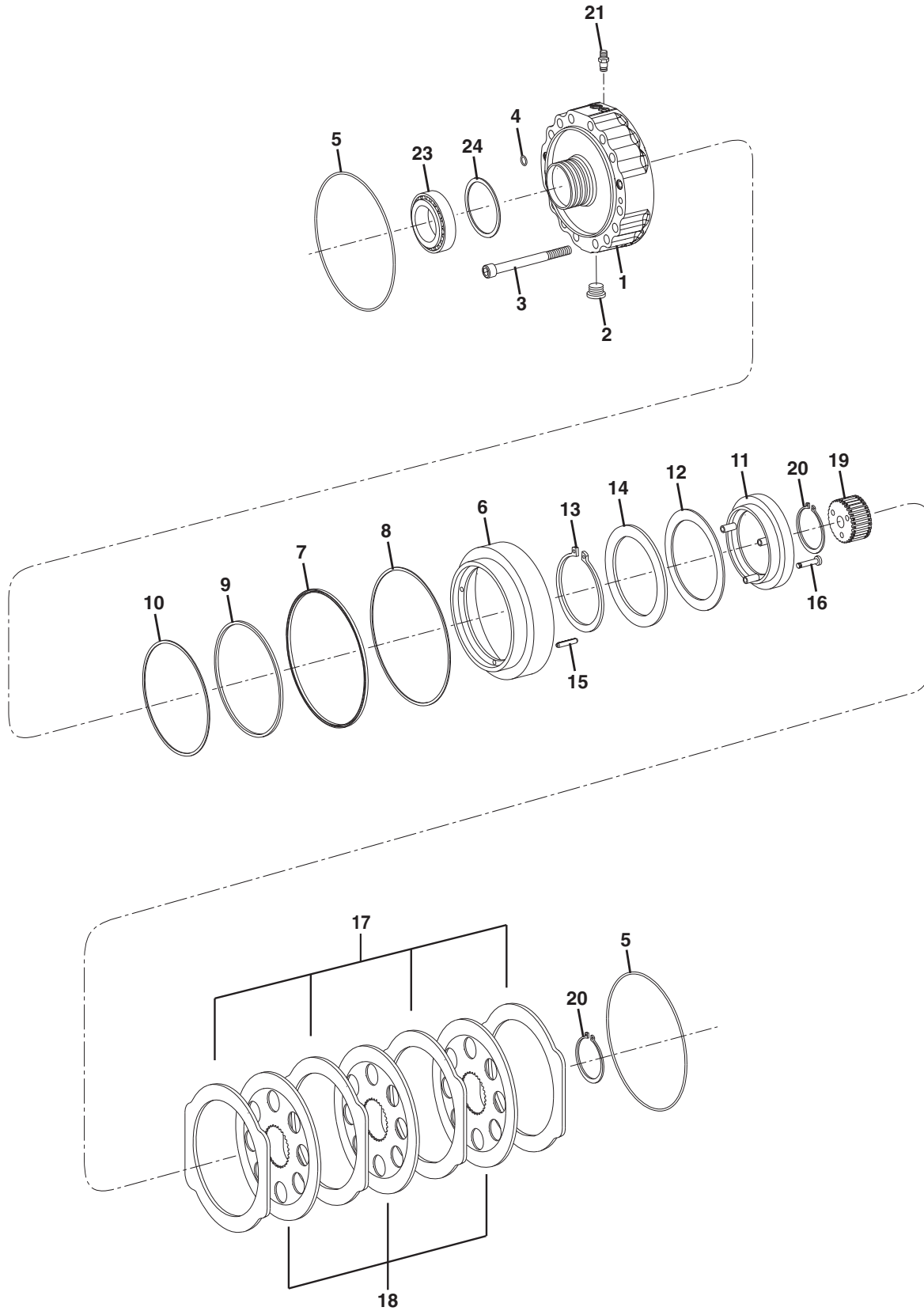


Figure 5-5 Front Axle - Casing

Item	Part Number	Qty.	Description	Rev.
1	70022255	2	AXLE CASING	
2	70022277	1	AXLE DRIVE HOUSING	
3	70022206	28	HEX HD CAPSCREW, M18X180	
4	1319578	4	SCREW PLUG	
5	70022241	2	BUSHING	
6	70022204	2	O-RING	
7	70022217	2	RING	
8	10731790	2	BEARING	
9	70022201	2	SET SCREW, M10X16	
10	1319666	2	SCREW PLUG	
11	7027217	2	O-RING	
12	70022174	2	TIE ROD, (includes items 13 thru 16)	
13	70022175	1	BALL JOINT	
14	70022172	1	AXIAL JOINT	
15	8036758	1	LOCKNUT	
16	8036759	1	HEX NUT	
17	1319436	1	BREATHER	
18	8036418	1	SCREW PLUG	
19	1319423	1	GREASE FITTING	
20	1321234	2	BUSHING	
21	1321209	2	SHAFT SEAL	
22	70022254	1	BRACKET	
23	1001103619	3	HEX HD CAPSCREW, M22X80	
101	70022173	1	STEERING CYLINDER, (includes items 102 thru 106)	
102	70022177	1	PISTON ROD	
103	70022184	2	BREAK HEAD	
104	70022181	2	RETAINING RING	
105	70022180	2	RETAINING RING	
106	70022178	1	SEAL KIT	
107	70022210	4	CAPSCREW, M22X55	



Figure 5-6 Front Axle - M-Disc Brake



PA3321






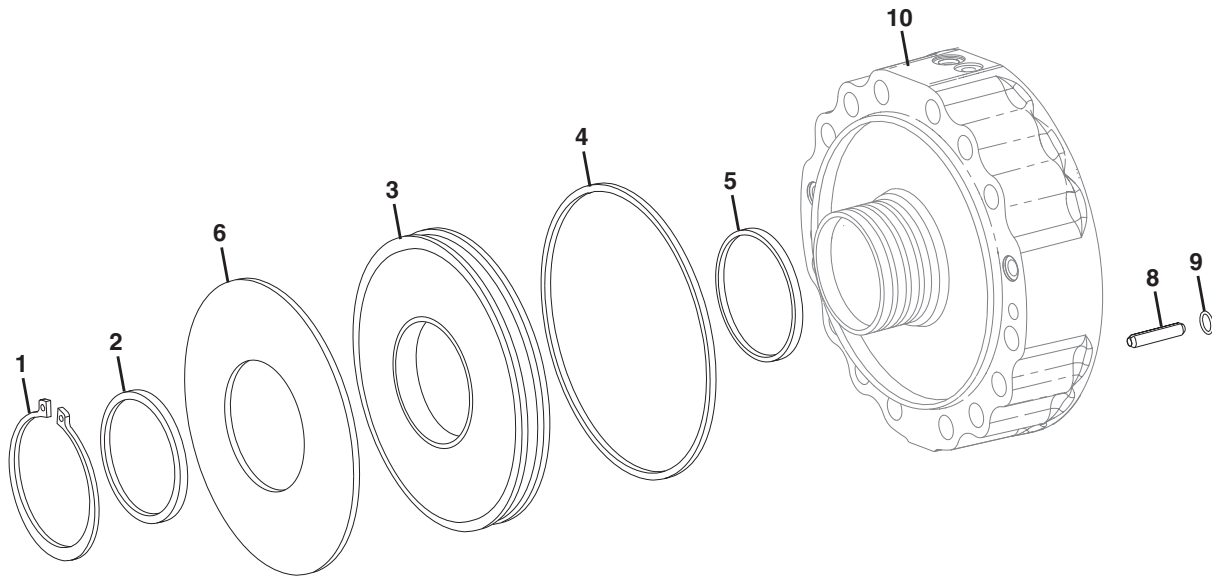
Figure 5-6 Front Axle - M-Disc Brake

Item	Part Number	Qty.	Description	Rev.
1	70022258	2	BRAKE HOUSING	
2	1319578	2	SCREW PLUG	
3	70022209	6	CAP SCREW, M12X105	
4	8036847	10	O-RING	
5	80304462	4	O-RING	
6	70022275	2	PISTON	
7	70022190	2	PISTON PACKING	
8	70022193	2	BACKUP RING	
9	70022189	2	PISTON PACKING	
10	70022194	2	BACKUP RING	
11	70022236	2	RING	
12	70022183	2	CUP SPRING	
13	70022198	2	RETAINING RING	
14	70022235	2	WASHER	
15	70022186	6	SLOT PIN	
16	1319214	6	CAP SCREW, M8X40	
17	70022196	10	O. CLUTCH DISC	
18	70022176	8	I. CLUTCH DISC	
19	70022253	2	DISC CARRIER	
20	10731949	4	RETAINING RING	
21	70022171	2	BREATHER	
22	70022215	2	SCREW PLUG, (not shown)	
23	8036447	2	BEARING	
24	1319537	2	SHIM, 0.95	
	1319545	2	SHIM, 1.05	
	1319539	2	SHIM, 1.15	
	1319540	2	SHIM, 1.25	
	1319542	2	SHIM, 1.35	



# DRIVE TRAIN

Figure 5-7 Front Axle - Brake



PA3331





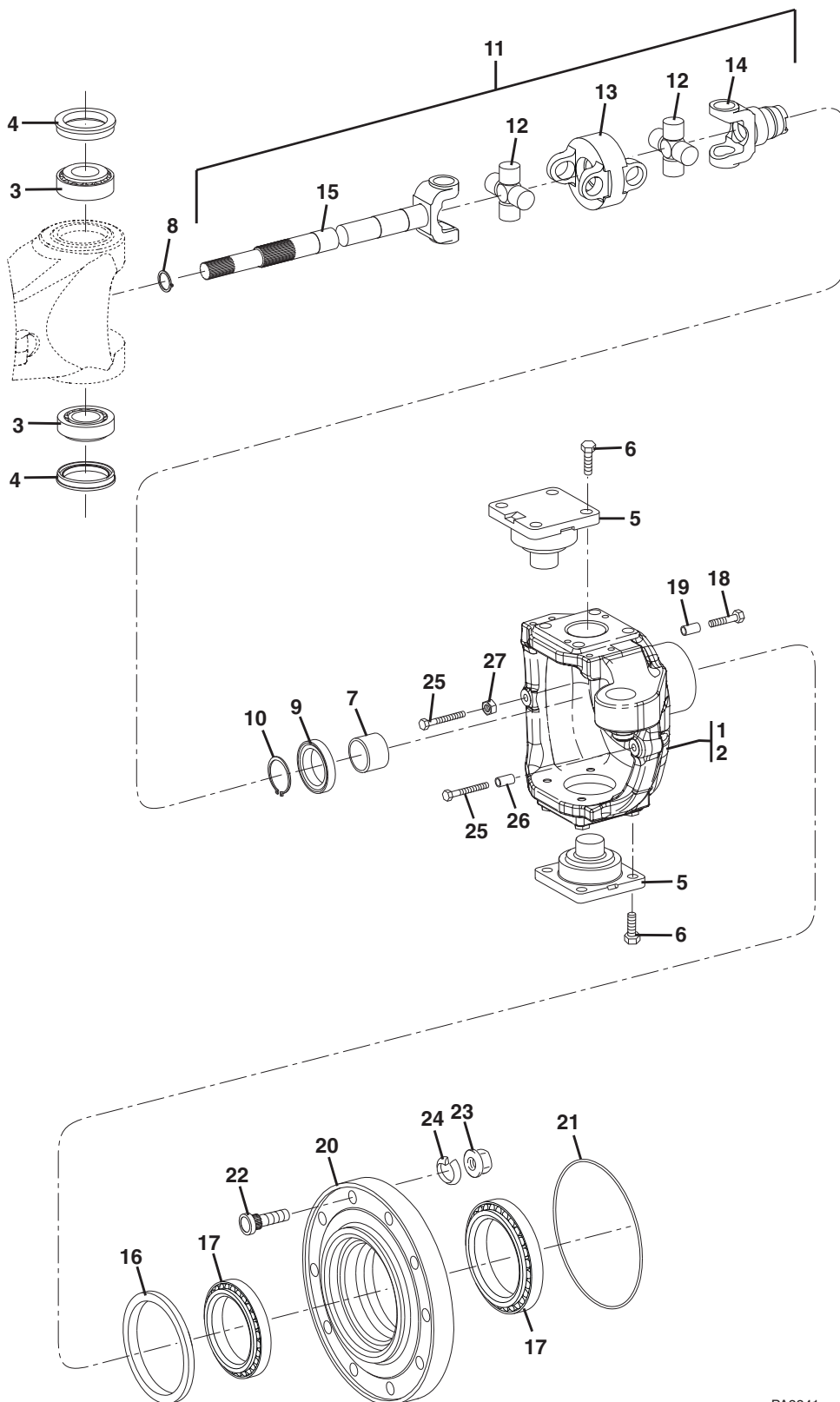
Figure 5-7 Front Axle - Brake

Item	Part Number	Qty.	Description	Rev.
1	70022199	2	SNAP RING	
2	70022252	2	WASHER	
3	70022251	2	PISTON	
4	70022191	2	PISTON PACKING	
5	70022192	2	ROD SEAL	
6	70022195	2	CUP SPRING	
7	70022215	2	SCREW PLUG, (not shown)	
8	70022248	14	PRESSURE PIN	
9	70022202	14	O-RING	
10		Ref	BRAKE HOUSING, (see Figure 5-6 for details)	



# DRIVE TRAIN

## Figure 5-8 Front Axle - Joint Housing



PA3341




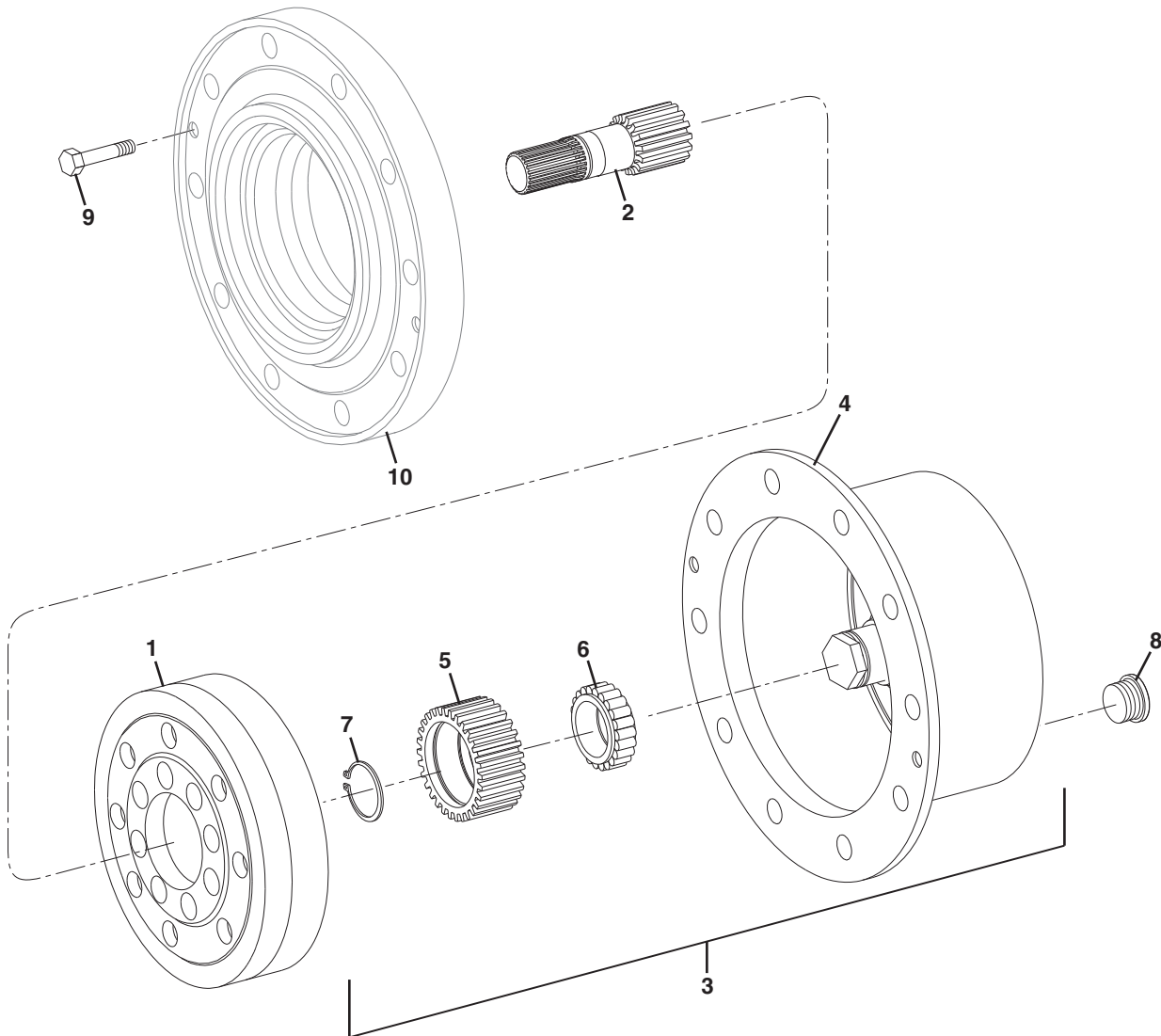
Figure 5-8 Front Axle - Joint Housing

Item	Part Number	Qty.	Description	Rev.
1	70022237	1	JOINT HOUSING, (left side)	
2	70022238	1	JOINT HOUSING, (right side)	
3	70022223	4	ROLLER BEARING	
4	1319447	4	SHAFT SEAL	
5	70022240	4	BEARING PIN	
6	1319464	16	HEX SCREW, M16X40	
7	70022179	2	BUSHING	
8	10731789	2	RETAINING RING	
9	70022218	2	SHAFT SEAL	
10	1321226	2	RETAINING RING, (8042)	
	1321228	2	RETAINING RING, (10042 & 10054)	
11	70022170	2	UNIVERSAL COUPLING DRIVE SHAFT ASSY, (8042), (includes items 12 thru 15)	
	70022265	2	UNIVERSAL COUPLING DRIVE SHAFT ASSY, (10042 & 10054), (includes items 12 thru 15)	
12	70021554	2	JOINT CROSS, (8042)	
	70021790	2	JOINT CROSS, (10042 & 10054)	
13	70021553		CENTRAL PIECE, (8042)	
	70022268	1	CENTRAL PIECE, (10042 & 10054)	
14	70022187	1	FORK SHAFT, (8042)	
	NSS	1	FORK SHAFT, (10042 & 10054)	
15	70022188	1	FORK SHAFT, (8042)	
	NSS	1	FORK SHAFT, (10042 & 10054)	
16	80304173	2	SHAFT SEAL	
17	1319472	4	ROLLER BEARING	
18	70022208	16	HEX SCREW, M14X70	
19	70022234	16	CENTERING BUSHING	
20	70022249	2	HUB	
21	70022203	2	O-RING	
22	70022230	20	WHEEL BOLT	
23		Ref	WHEEL NUT, (see Figure 5-1 for details)	
24		Ref	LOCKWASHER, (see Figure 5-1 for details)	
25	8036330	4	STOP SCREW, M14X1.5	
26	70022257	2	SPACER TUBE	
27	1319477	2	HEX NUT, M14X1.5	



# DRIVE TRAIN

Figure 5-9 Front Axle - Planetary Drive



PA3351




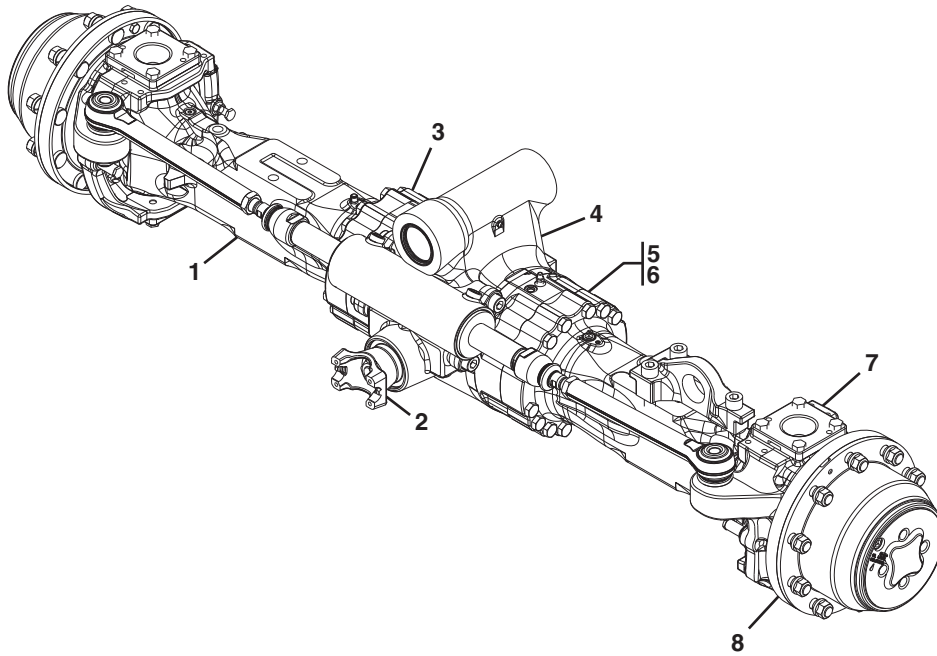
Figure 5-9 Front Axle - Planetary Drive

Item	Part Number	Qty.	Description	Rev.
1	70022242	1	RING GEAR, (8042)	
	70022274	1	RING GEAR, (10042 & 10054)	
2	70022239	2	SUN GEAR SHAFT, (8042)	
	70022278	2	SUN GEAR SHAFT, (10042 & 10054)	
3	70022281	2	PLANETARY CARRIER ASSY, (8042), (includes items 4 thru 7)	
	70022273	2	PLANETARY CARRIER ASSY, (10042 & 10054), (includes items 4 thru 7)	
4	70022283	1	PLANETARY CARRIER, (8042)	
	70022279	1	PLANETARY CARRIER, (10042 & 10054)	
5	70022243	4	PLANETARY GEAR, (8042)	
	70022271	3	PLANETARY GEAR, (10042 & 10054)	
6	70022785	4	CYL ROLLER BEARING, (8042)	
	70023330	3	CYL ROLLER BEARING, (10042 & 10054)	
7	70022197	4	RETAINING RING, (8042)	
	80304227	3	RETAINING RING, (10042 & 10054)	
8	1319578	2	SCREW PLUG	
9	70022207	4	HEX SCREW, M12X30	
10		Ref	HUB, (see Figure 5-8 for details)	

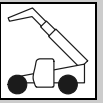


## DRIVE TRAIN

Figure 5-10 Rear Axle







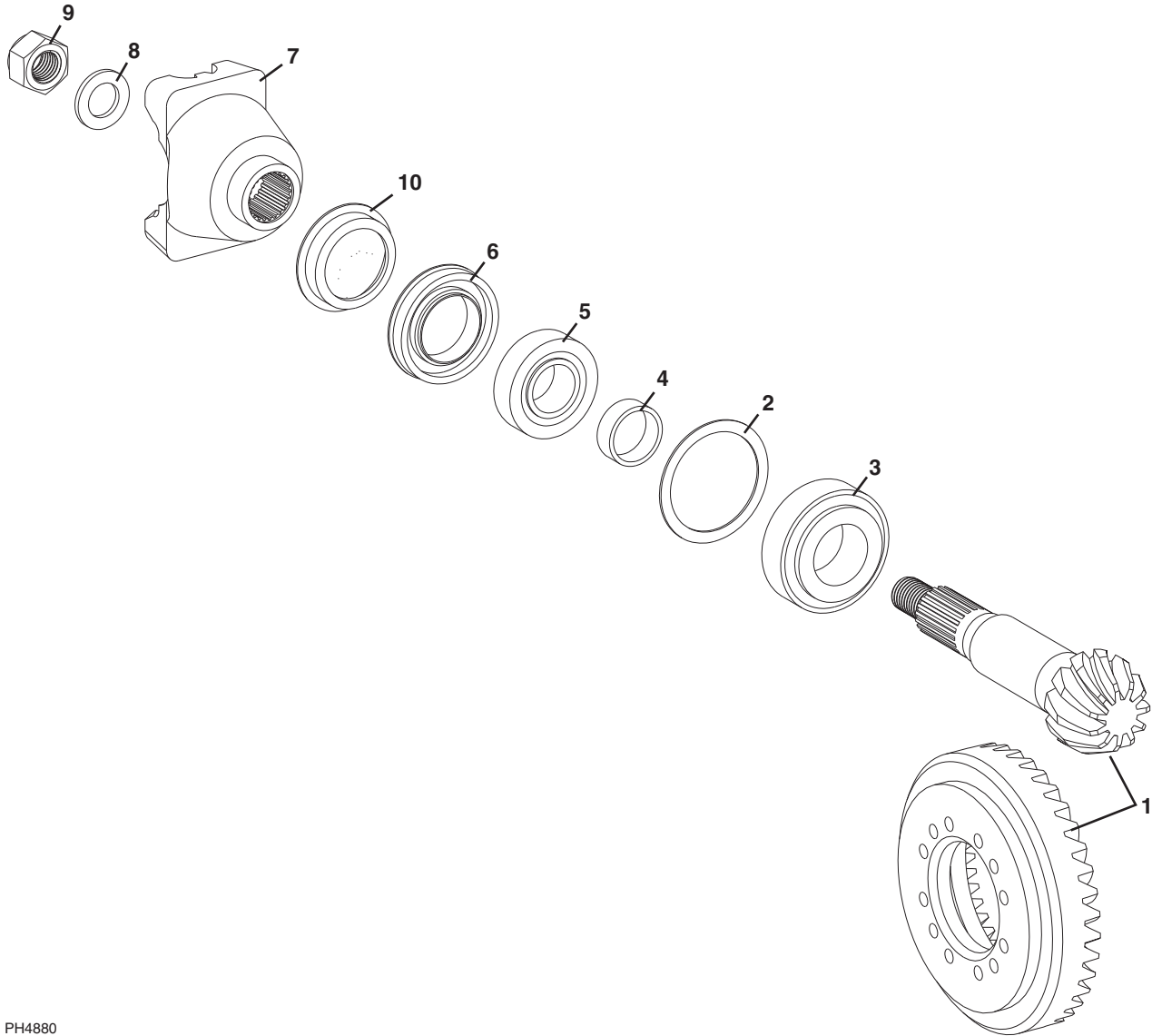
**Figure 5-10 Rear Axle**

Item	Part Number	Qty.	Description	Rev.
1	1001116838	1	REAR AXLE, <b>(8042)</b>	
	1001103633	1	REAR AXLE, <b>(10042 &amp; 10054)</b>	
2		Ref	INPUT, (see Figure 5-11 for details)	
3		Ref	DIFFERENTIAL, (see Figure 5-12 for details)	
4		Ref	AXLE CASING, (see Figure 5-13 for details)	
5		Ref	M-DISC BRAKE, (see Figure 5-14 for details)	
6		Ref	JOINT HOUSING, (see Figure 5-15 for details)	
7		Ref	PLANETARY DRIVE, (see Figure 5-16 for details)	



# DRIVE TRAIN

Figure 5-11 Rear Axle - Input



PH4880





Figure 5-11 Rear Axle - Input

Item	Part Number	Qty.	Description	Rev.
1	70022786	1	BEVEL GEAR SET, (8042)	
	70022280	1	BEVEL GEAR SET, (10042 & 10054)	
2	80304160	1	SHIM, 0.1	
	80304159	1	SHIM, 0.2	
	80304158	1	SHIM, 0.3	
	80304157	1	SHIM, 0.5	
	80304156	1	SHIM, 0.6	
	80304162	1	SHIM, 0.65	
	80304155	1	SHIM, 0.7	
	80304161	1	SHIM, 0.75	
	80304154	1	SHIM, 0.8	
	80304153	1	SHIM, 0.9	
	80304152	1	SHIM, 1.0	
	80304146	1	SHIM, 1.2	
	80304163	1	SHIM, 1.25	
	80304151	1	SHIM, 1.3	
	80304164	1	SHIM, 1.35	
	80304150	1	SHIM, 1.4	
	80304165	1	SHIM, 1.45	
	80304145	1	SHIM, 1.5	
	80304166	1	SHIM, 1.55	
	80304149	1	SHIM, 1.6	
	80304167	1	SHIM, 1.65	
	80304148	1	SHIM, 1.7	
	80304168	1	SHIM, 1.75	
	80304144	1	SHIM, 1.8	
	80304169	1	SHIM, 1.85	
	80304147	1	SHIM, 1.9	
80304143	1	SHIM, 2.0		
3	70023400	1	TAPERED ROLLER BEARING, (8042)	
	70022231	1	TAPERED ROLLER BEARING, (10042 & 10054)	
4	80304088	1	RING, 16.0	
	80304089	1	RING, 16.1	
	80304090	1	RING, 16.2	
	80304091	1	RING, 16.3	
	80304092	1	RING, 16.4	
	80304093	1	RING, 16.5	
	80304110	1	RING, 16.56	
	80304094	1	RING, 16.6	
	80304111	1	RING, 16.62	
	80304112	1	RING, 16.64	
	80304124	1	RING, 16.66	
	80304113	1	RING, 16.68	
	80304095	1	RING, 16.7	
	70022216	1	RING, 16.72	
80304115	1	RING, 16.74		
80304117	1	RING, 16.76		
80304118	1	RING, 16.78		
80304096	1	RING, 16.8		



## DRIVE TRAIN

Figure 5-11 Rear Axle - Input (Continued)

Item	Part Number	Qty.	Description	Rev.
	80304119	1	RING, 16.82	
	80304120	1	RING, 16.84	
	80304104	1	RING, 16.86	
	80304121	1	RING, 16.88	
	80304122	1	RING, 16.9	
	80304097	1	RING, 16.92	
	80304123	1	RING, 16.94	
	80304125	1	RING, 16.96	
	80304107	1	RING, 16.98	
	80304126	1	RING, 17.0	
	80304127	1	RING, 17.02	
	80304108	1	RING, 17.04	
	80304128	1	RING, 17.06	
	80304129	1	RING, 17.08	
	80304099	1	RING, 17.10	
	80304130	1	RING, 17.12	
	80304131	1	RING, 17.14	
	80304132	1	RING, 17.16	
	80304133	1	RING, 17.18	
	80304100	1	RING, 17.2	
	80304134	1	RING, 17.22	
	80304135	1	RING, 17.24	
	80304136	1	RING, 17.26	
	80304137	1	RING, 17.28	
	80304101	1	RING, 17.3	
	80304102	1	RING, 17.4	
5	1319353	1	ROLLER BEARING	
6	70022220	1	SHAFT SEAL	
7	70022245	1	END YOKE	
8	80304082	1	WASHER	
9	70022213	1	HEX NUT	
10	70022244	1	SCREEN SHEET	

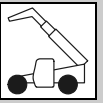


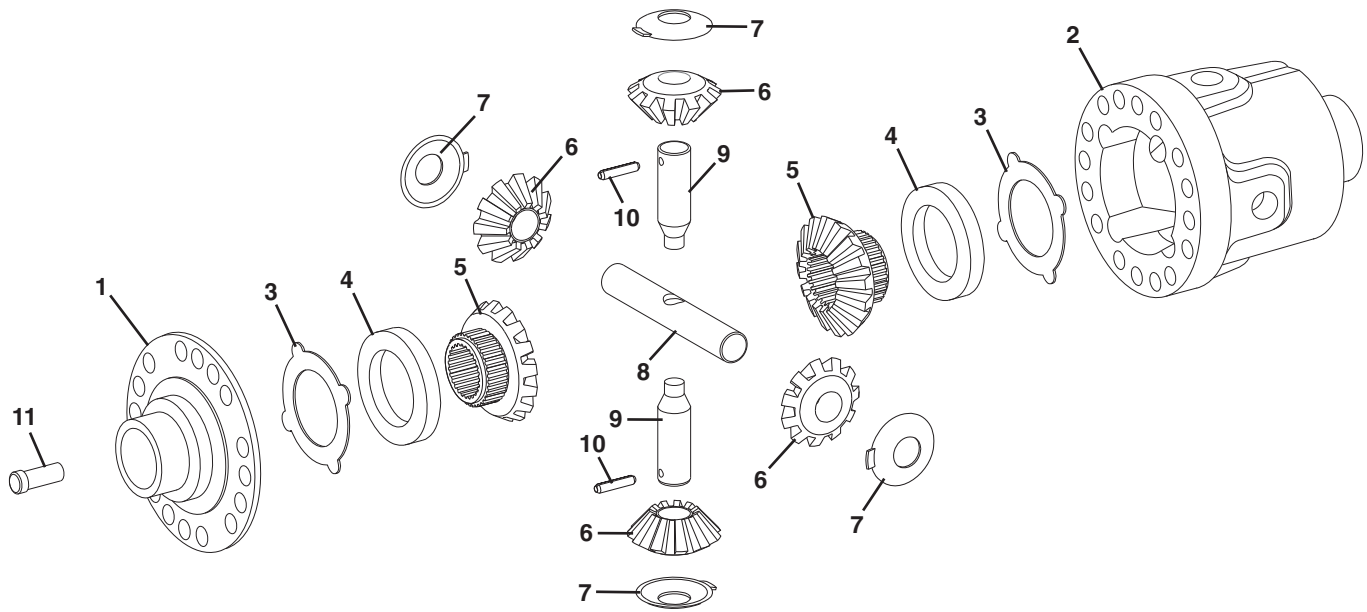
Figure 5-11 Rear Axle - Input (Continued)

Item	Part Number	Qty.	Description	Rev.



# DRIVE TRAIN

Figure 5-12 Rear Axle - Differential



PA4700





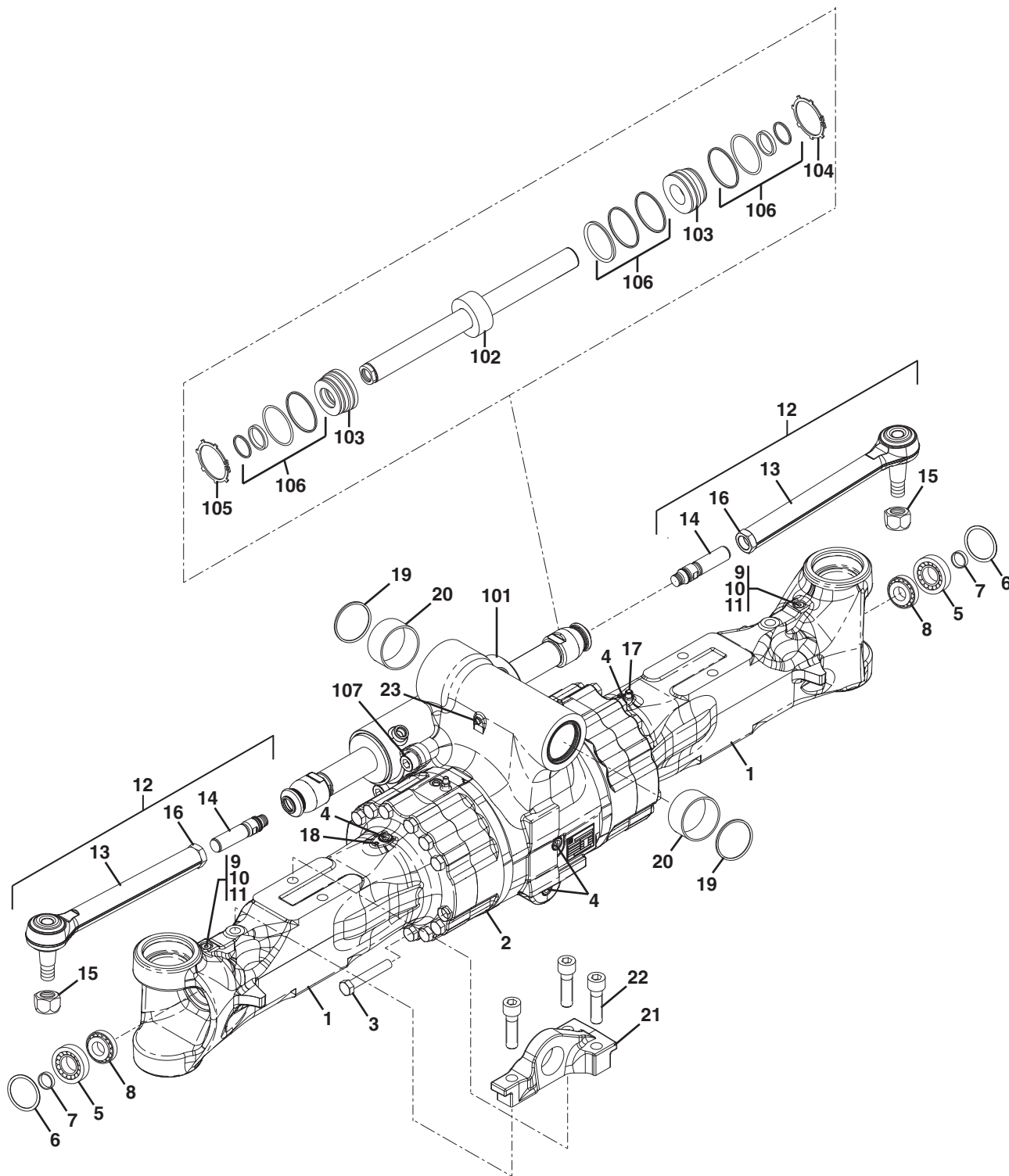
Figure 5-12 Rear Axle - Differential

Item	Part Number	Qty.	Description	Rev.
1	70022229	1	COVER	
2	70023910	1	DIFFERENTIAL CASE	
3	70022284	2	THRUST WASHER	
4	70023401	2	COMPENSATING RING, (8042)	
	70022285	2	COMPENSATING RING, (10042 & 10054)	
5	70023402	2	AXLE BEVEL GEAR, (8042)	
	70022225	2	AXLE BEVEL GEAR, (10042 & 10054)	
6	70023403	4	DIFFERENTIAL BEVEL GEAR, (8042)	
	70022185	4	DIFFERENTIAL BEVEL GEAR, (10042 & 10054)	
7	70022262	4	THRUST WASHER	
8	70022227	1	DIFFERENTIAL AXLE	
9	70022228	2	DIFFERENTIAL AXLE	
10	70023904	2	SLOT PIN	
11	70022211	16	CAPSCREW	



# DRIVE TRAIN

## Figure 5-13 Rear Axle - Casing



PH4830






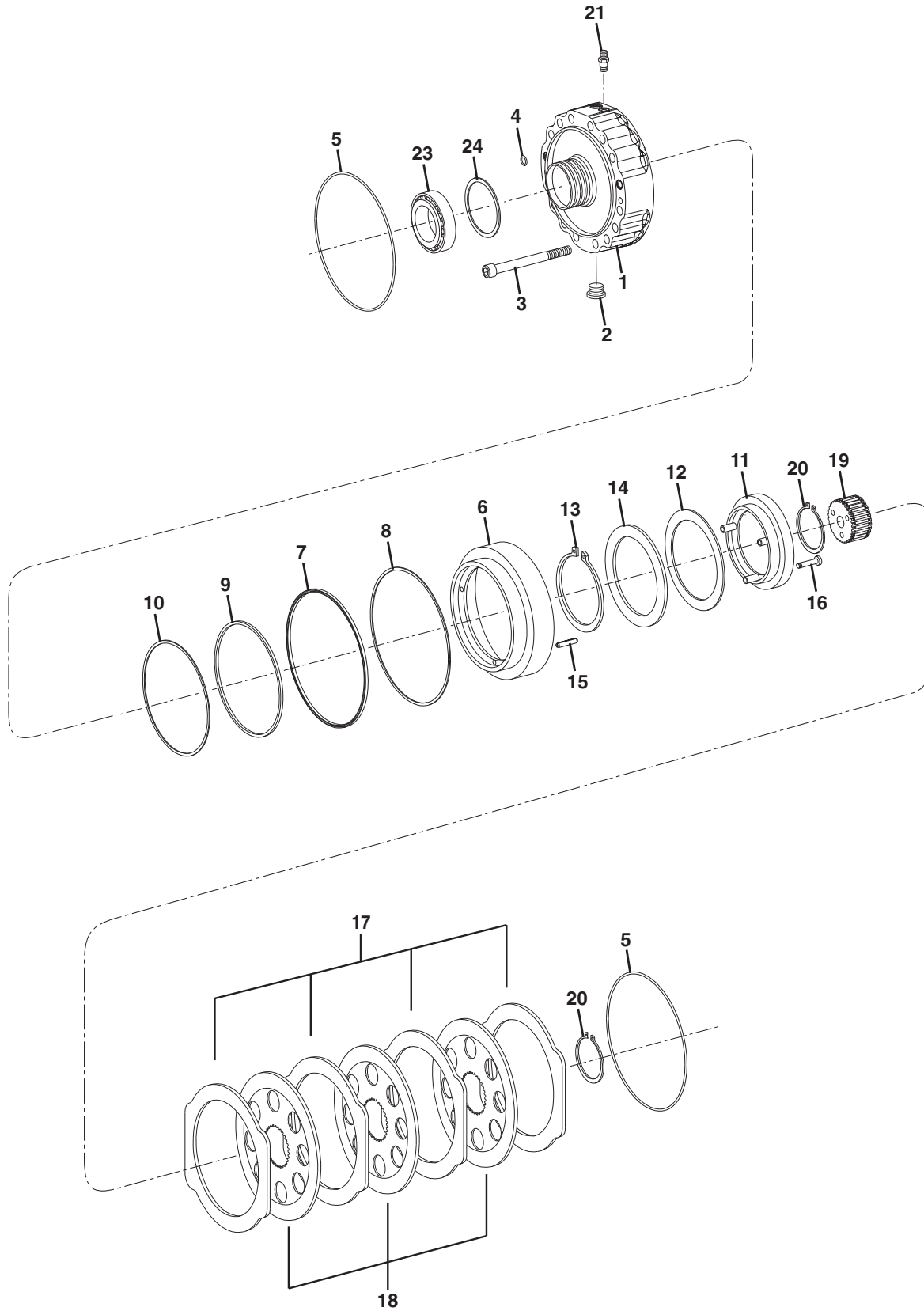
Figure 5-13 Rear Axle - Casing

Item	Part Number	Qty.	Description	Rev.
1	70022255	2	AXLE CASING	
2	70022277	1	AXLE DRIVE HOUSING	
3	70022206	28	HEX HD CAPSCREW, M18X180	
4	70023404	4	SCREW PLUG, (8042)	
	1319578	4	SCREW PLUG, (10042 & 10054)	
5	70022241	2	BUSHING	
6	70022204	2	O-RING	
7	70022217	2	RING	
8	10731790	2	BEARING	
9	70022201	2	SET SCREW, M10X16	
10	70022777	2	SCREW PLUG, (8042)	
	1319666	2	SCREW PLUG, (10042 & 10054)	
11	7027217	2	O-RING	
12	70022174	2	TIE ROD, (includes items 13 thru 16)	
13	70022175	1	BALL JOINT	
14	70022172	1	AXIAL JOINT	
15	8036758	1	LOCKNUT	
16	8036759	1	HEX NUT	
17	1319436	1	BREATHER	
18	8036418	1	SCREW PLUG	
19	1321209	2	SHAFT SEAL	
20	1321234	2	BUSHING	
21	70022254	1	BRACKET	
22	1001103619	3	HEX HD CAPSCREW, M22X80	
23	1319423	1	GREASE FITTING	
101	70022173	1	STEERING CYLINDER, (includes items 102 thru 106)	
102	70022177	1	PISTON ROD	
103	70022184	2	BREAK HEAD	
104	70022181	2	RETAINING RING	
105	70022180	2	RETAINING RING	
106	70022178	1	SEAL KIT	
107	70022789	4	CAPSCREW, M22X55, (8042)	
	70022210	4	CAPSCREW, M22X55, (10042 & 10054)	



# DRIVE TRAIN

### Figure 5-14 Rear Axle - M-Disc Brake



PA3321





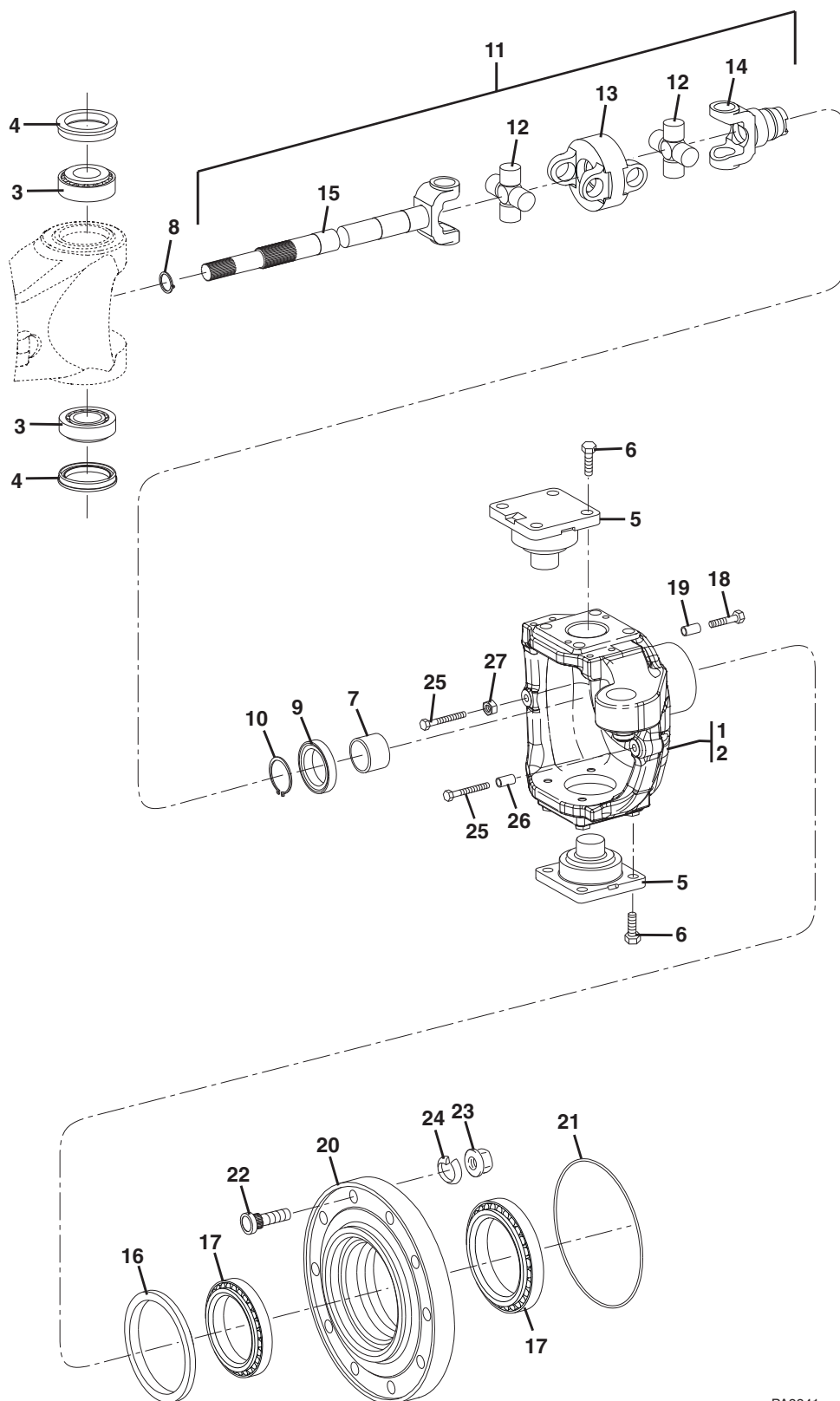
Figure 5-14 Rear Axle - M-Disc Brake

Item	Part Number	Qty.	Description	Rev.
1	70022282	2	BRAKE HOUSING	
2	70023404	2	SCREW PLUG, (8042)	
	1319578	2	SCREW PLUG, (10042 & 10054)	
3	70022209	6	CAP SCREW, M12X105	
4	8036847	10	O-RING	
5	80304462	4	O-RING	
6	70022250	2	PISTON	
7	70022190	2	PISTON PACKING	
8	70022193	2	BACKUP RING	
9	70022189	2	PISTON PACKING	
10	70022194	2	BACKUP RING	
11	70022236	2	RING	
12	70022183	2	CUP SPRING	
13	70022198	2	RETAINING RING	
14	70022235	2	WASHER	
15	70022186	8	SLOT PIN	
16	1319214	6	CAP SCREW, M8X40	
17	70022196	8	O. CLUTCH DISC	
18	70022176	6	I. CLUTCH DISC	
19	70022253	2	DISC CARRIER	
20	10731949	4	RETAINING RING	
21	70022171	2	BREATHER	
22	70022215	2	SCREW PLUG, (10042 & 10054), (not shown)	
23	8036447	2	BEARING	
24	1319537	AR	SHIM, 0.95	
	1319545	AR	SHIM, 1.05	
	1319539	AR	SHIM, 1.15	
	1319540	AR	SHIM, 1.25	
	1319542	AR	SHIM, 1.35	



# DRIVE TRAIN

## Figure 5-15 Rear Axle - Joint Housing



PA3341





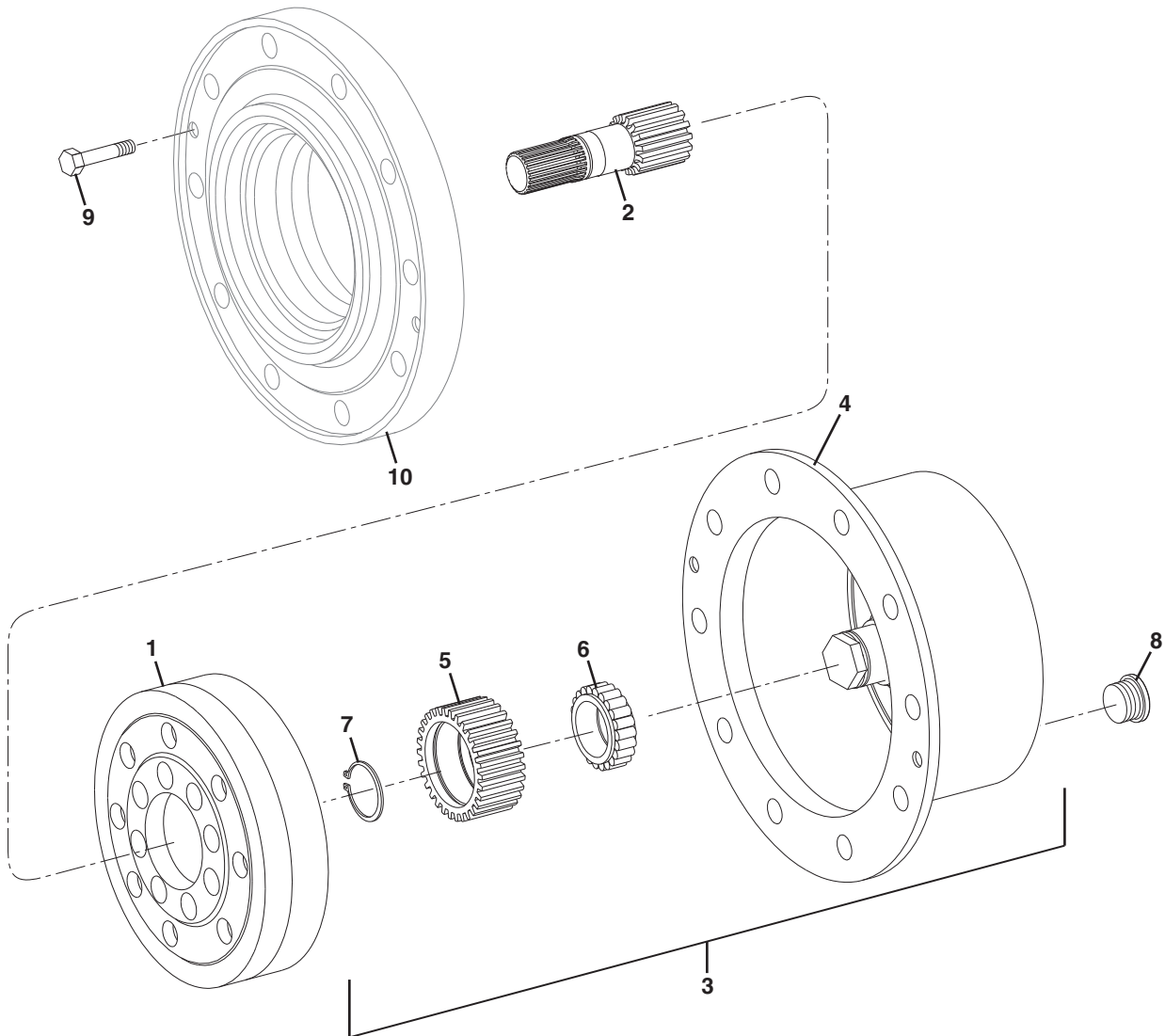
Figure 5-15 Rear Axle - Joint Housing

Item	Part Number	Qty.	Description	Rev.
1	70022237	1	JOINT HOUSING, (right side)	
2	70022238	1	JOINT HOUSING, (left side)	
3	70022223	4	ROLLER BEARING	
4	1319447	4	SHAFT SEAL	
5	70022240	4	BEARING PIN	
6	1319464	16	HEX SCREW, M16X40	
7	70022179	2	BUSHING	
8	10731789	2	RETAINING RING	
9	70022218	2	SHAFT SEAL	
10	1321226	2	RETAINING RING	
11	70022781	2	UNIVERSAL COUPLING DRIVE SHAFT ASSY, <b>(8042)</b> , (includes items 12 thru 15)	
	70022170	2	UNIVERSAL COUPLING DRIVE SHAFT ASSY, <b>(10042 &amp; 10054)</b> , (includes items 12 thru 15)	
12	70021554	2	JOINT CROSS	
13	70022782	1	CENTRAL PIECE, <b>(8042)</b>	
	70021553	1	CENTRAL PIECE, <b>(10042 &amp; 10054)</b>	
14	70022187	1	FORK SHAFT	
15	70022188	1	FORK SHAFT	
16	80304173	2	SHAFT SEAL	
17	1319472	4	ROLLER BEARING	
18	70023405	16	HEX SCREW, <b>(8042)</b>	
	70022208	16	HEX SCREW, M14X70, <b>(10042 &amp; 10054)</b>	
19	70022234	16	CENTERING BUSHING	
20	70022249	2	HUB	
21	70022203	2	O-RING	
22	70022230	20	WHEEL BOLT	
23		Ref	WHEEL NUT, (see Figure 5-1 for details)	
24		Ref	LOCKWASHER, (see Figure 5-1 for details)	
25	8036330	4	STOP SCREW, M14X1.5	
26	70022257	2	SPACER TUBE, <b>(8042)</b>	
	70022276	2	SPACER TUBE, <b>(10042 &amp; 10054)</b>	
27	1319477	2	HEX NUT, M14X1.5	



# DRIVE TRAIN

## Figure 5-16 Rear Axle - Planetary Drive



PA3351




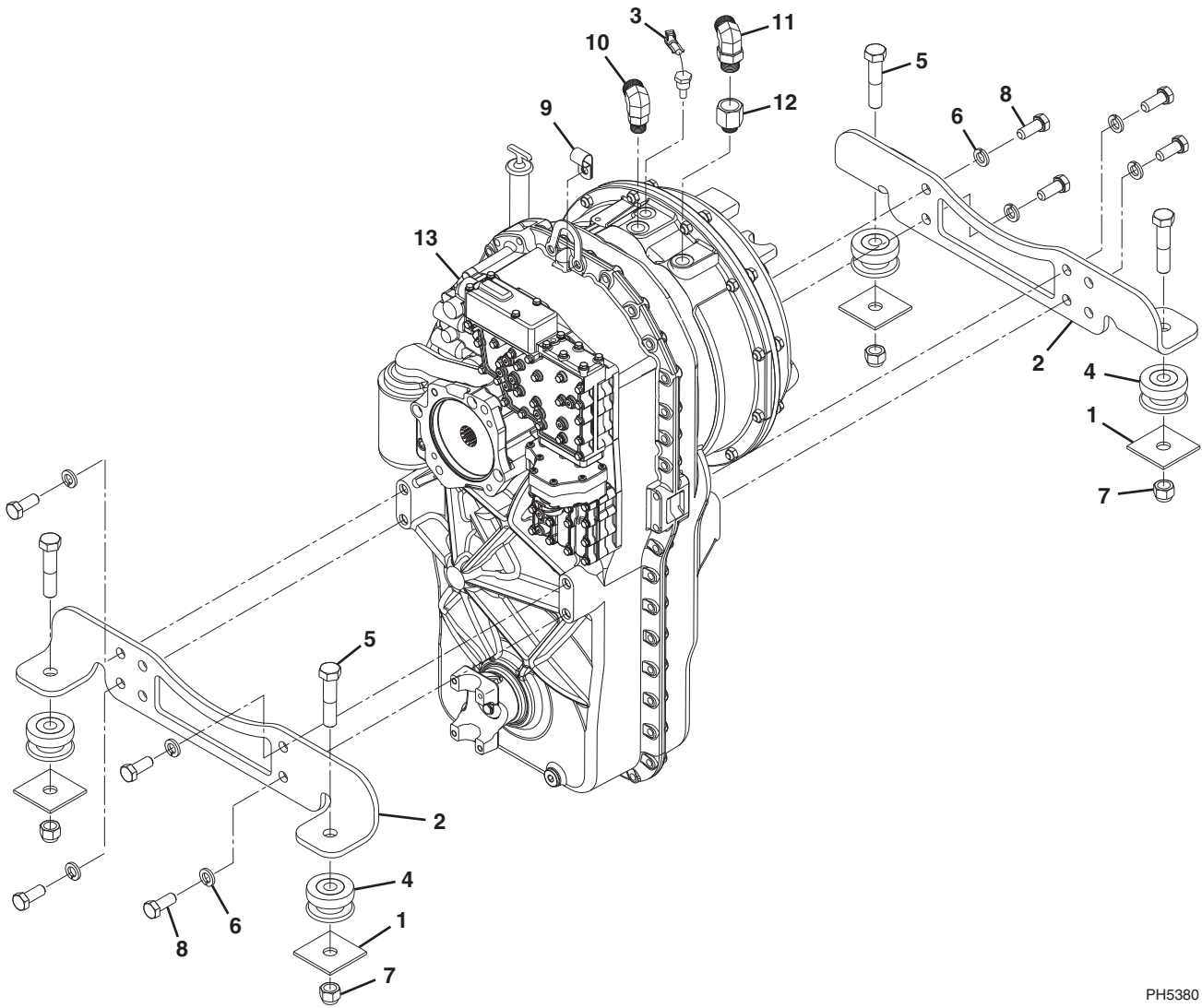
Figure 5-16 Rear Axle - Planetary Drive

Item	Part Number	Qty.	Description	Rev.
1	70022242	1	RING GEAR	
2	70022784	2	SUN GEAR SHAFT, <b>(8042)</b>	
	70022239	2	SUN GEAR SHAFT, <b>(10042 &amp; 10054)</b>	
3	70022281	2	PLANETARY CARRIER ASSY, (includes items 4 thru 7)	
4	70022283	1	PLANETARY CARRIER	
5	70022243	3	PLANETARY GEAR	
6	70022785	4	CYL ROLLER BEARING	
7	70022197	4	RETAINING RING	
8	70023404	2	SCREW PLUG, <b>(8042)</b>	
	1319578	2	SCREW PLUG, <b>(10042 &amp; 10054)</b>	
9	70022207	4	HEX SCREW, M12X30	
10		Ref	HUB, (see Figure 5-15 for details)	



# DRIVE TRAIN

Figure 5-17 ZF Transmission Installation



PH5380



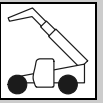


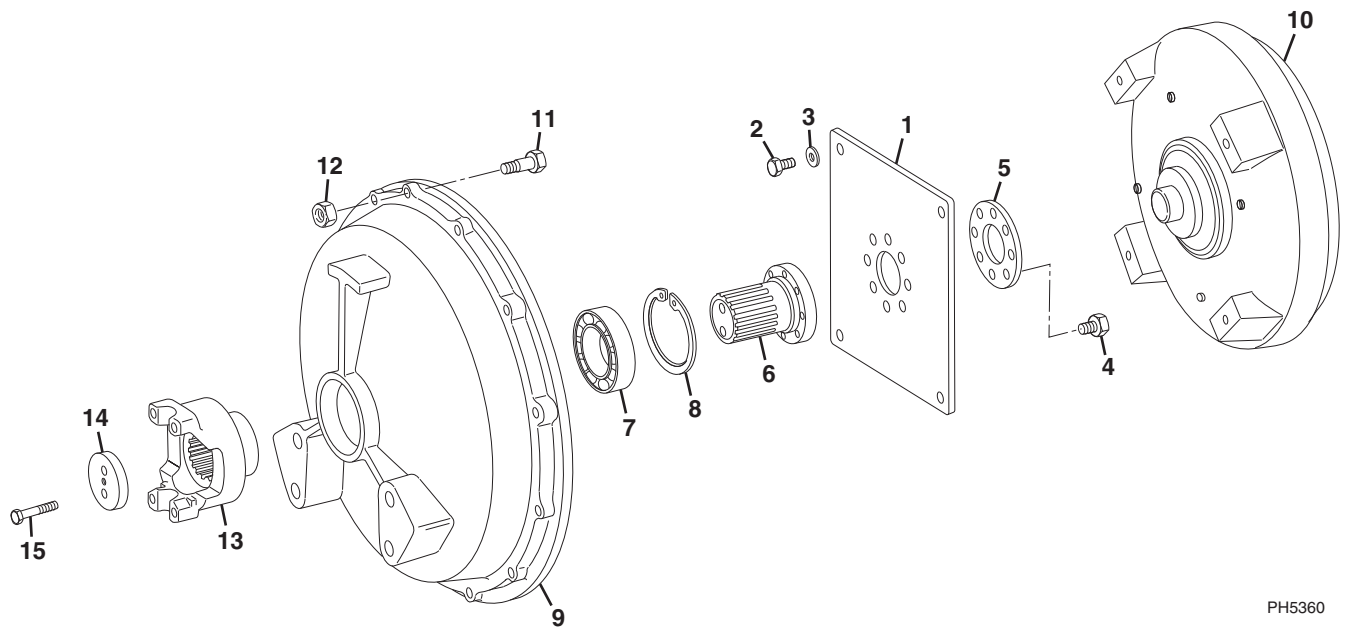
Figure 5-17 ZF Transmission Installation

Item	Part Number	Qty.	Description	Rev.
	1001108524	Ref	TRANSMISSION INSTALLATION, (not available to order, see items 1 thru 13 for service)	A
1	7054351	4	REBOUND WASHER	
2	7138634	2	TRANSMISSION MOUNT BRACKET	
3	8223232	1	TRANSMISSION TEMPERATURE SWITCH	
4	8278007	4	RUBBER MOUNT	
5	8303724	4	HEX HD CAPSCREW, 3/4-10X3-1/2, (torque to 180-320 ft-lb/244-434 Nm)	
6	8307049	8	LOCKWASHER, M16	
7	8310067	4	HEX LOCK NUT, 3/4-10	
8	8310215	8	HEX HD CAPSCREW, M16X40, GR8.8, (torque to 107-192 lb-ft/145-260 Nm)	
9	8406105	1	TUBE CLIP	
10	2131210	1	ADAPTER, 90 DEGREE, (includes o-ring)	
11	2131212	1	ADAPTER, 90 DEGREE, (includes o-ring)	
12	8760548	1	ADAPTER, STRAIGHT, (includes o-ring)	
13	8841036	1	TRANSMISSION, 4 SPEED ZF, 4WG98-TC	AA
		Ref	ENGINE CONNECTION & CONVERTER, (see Figure 5-18 for details)	
		Ref	INPUT SHAFTS, (see Figure 5-19 for details)	
		Ref	GEARBOX HOUSING, (see Figure 5-20 for details)	
		Ref	COUPLING GROUP 1, (see Figure 5-21 for details)	
		Ref	COUPLING GROUP 2, (see Figure 5-22 for details)	
		Ref	COUPLING GROUP 3, (see Figure 5-23 for details)	
		Ref	COUPLING GROUP 4, (see Figure 5-24 for details)	
		Ref	REVERSING GEAR GROUP 1, (see Figure 5-25 for details)	
		Ref	REVERSING GEAR GROUP 2, (see Figure 5-26 for details)	
		Ref	OUTPUT, (see Figure 5-27 for details)	
		Ref	CONTROL UNIT, (see Figure 5-28 for details)	
		Ref	VALVE HOUSING ASSY, (see Figure 5-29 for details)	
		Ref	VALVE BLOCK ASSY, (see Figure 5-30 for details)	
		Ref	OIL PUMP & FILTER, (see Figure 5-31 for details)	



# DRIVE TRAIN

Figure 5-18 ZF Transmission - Engine Connection & Converter



PH5360





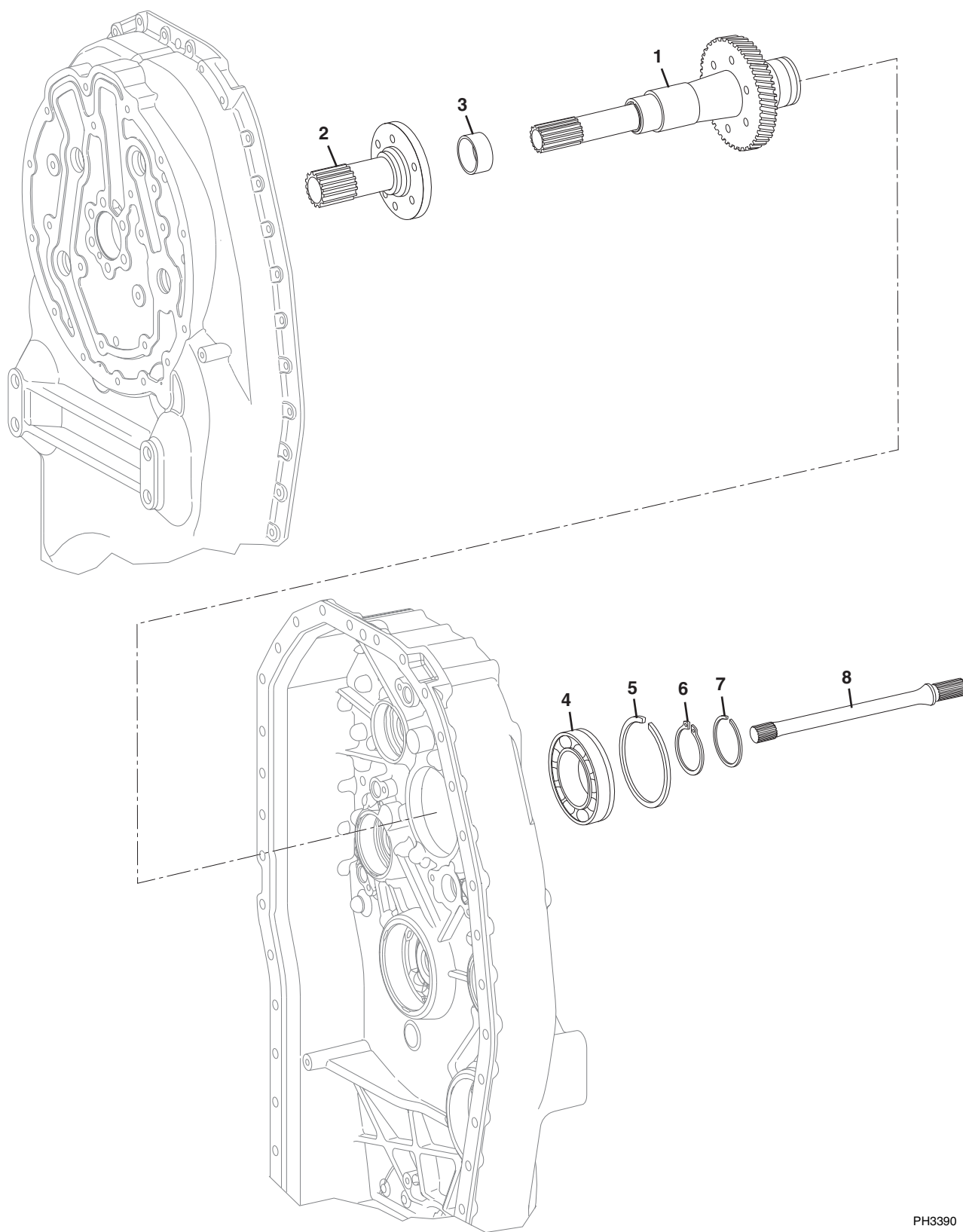
Figure 5-18 ZF Transmission - Engine Connection &amp; Converter

Item	Part Number	Qty.	Description	Rev.
1	1319203	1	DIAPHRAGM	
2	1319204	4	HEX HD CAPSCREW, M10X18	
3	10732095	4	WASHER, 10.5	
4	10731702	8	HEX HD CAPSCREW, M10X16	
5	1319213	1	WASHER	
6	70023482	1	INPUT SHAFT	
7	1319209	1	BALL BEARING	
8	1319210	1	RETAINING RING	
9	8036021	1	COVER	
10	8036022	1	CONVERTER	
11	10731748	12	HEX HD CAPSCREW, M10X45	
12	10731751	12	HEX NUT, M10	
13	1319211	1	END YOKE	
14	1319205	1	WASHER	
15	70023483	2	HEX HD CAPSCREW	



# DRIVE TRAIN

## Figure 5-19 ZF Transmission - Input Shafts



PH3390

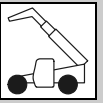


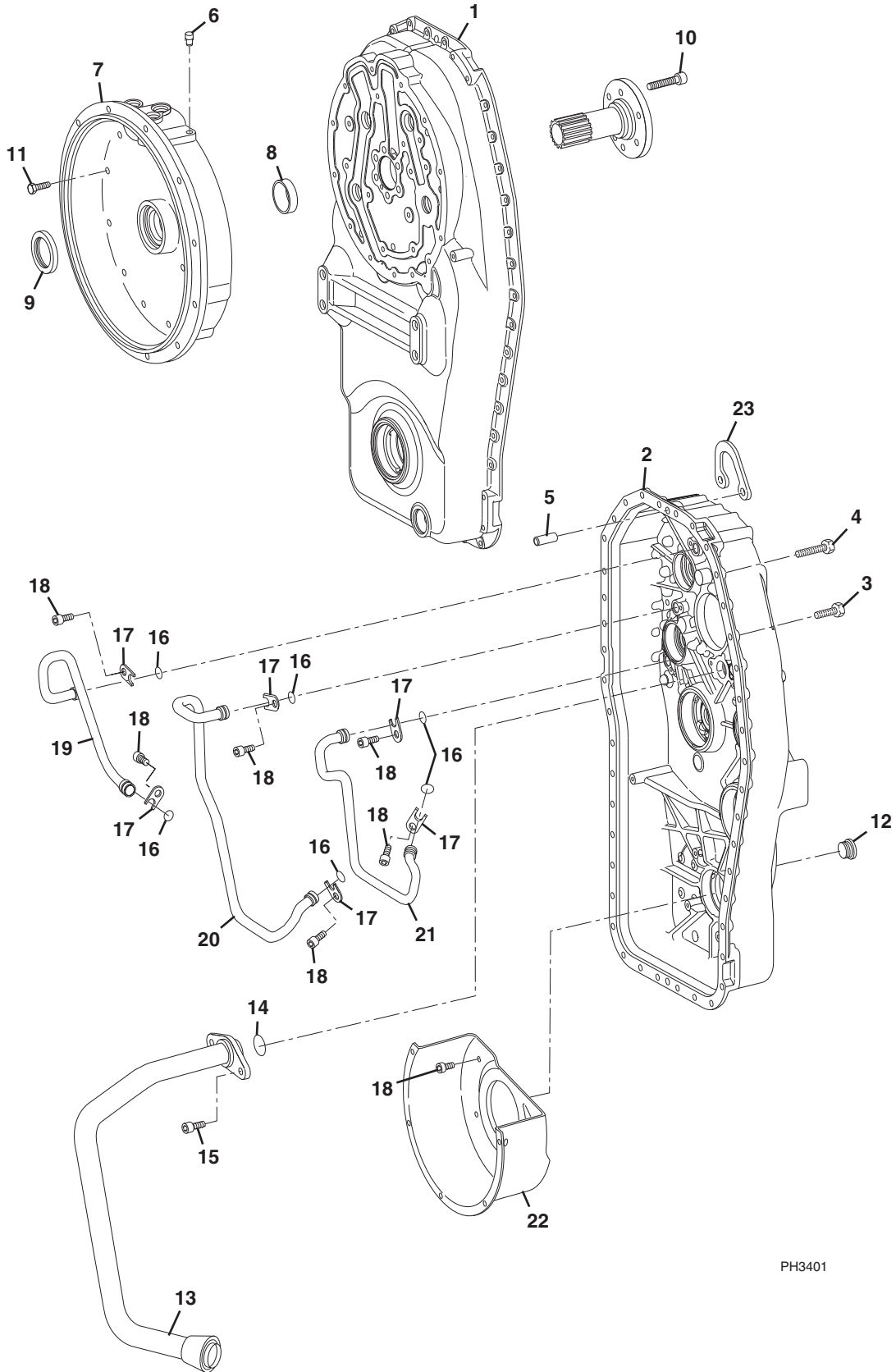
Figure 5-19 ZF Transmission - Input Shafts

Item	Part Number	Qty.	Description	Rev.
1	8036023	1	TURBINE SHAFT	
2	1319557	1	STATOR SHAFT	
3	1319558	1	BEARING BUSHING	
4	1319563	1	BALL BEARING	
5	10731913	1	SNAP RING	
6	80304405	1	RETAINING RING, 55X2	
7	1319565	1	PISTON RING, 55X3	
8	1319566	1	CENTRAL SHAFT	



# DRIVE TRAIN

## Figure 5-20 ZF Transmission - Gearbox Housing



PH3401





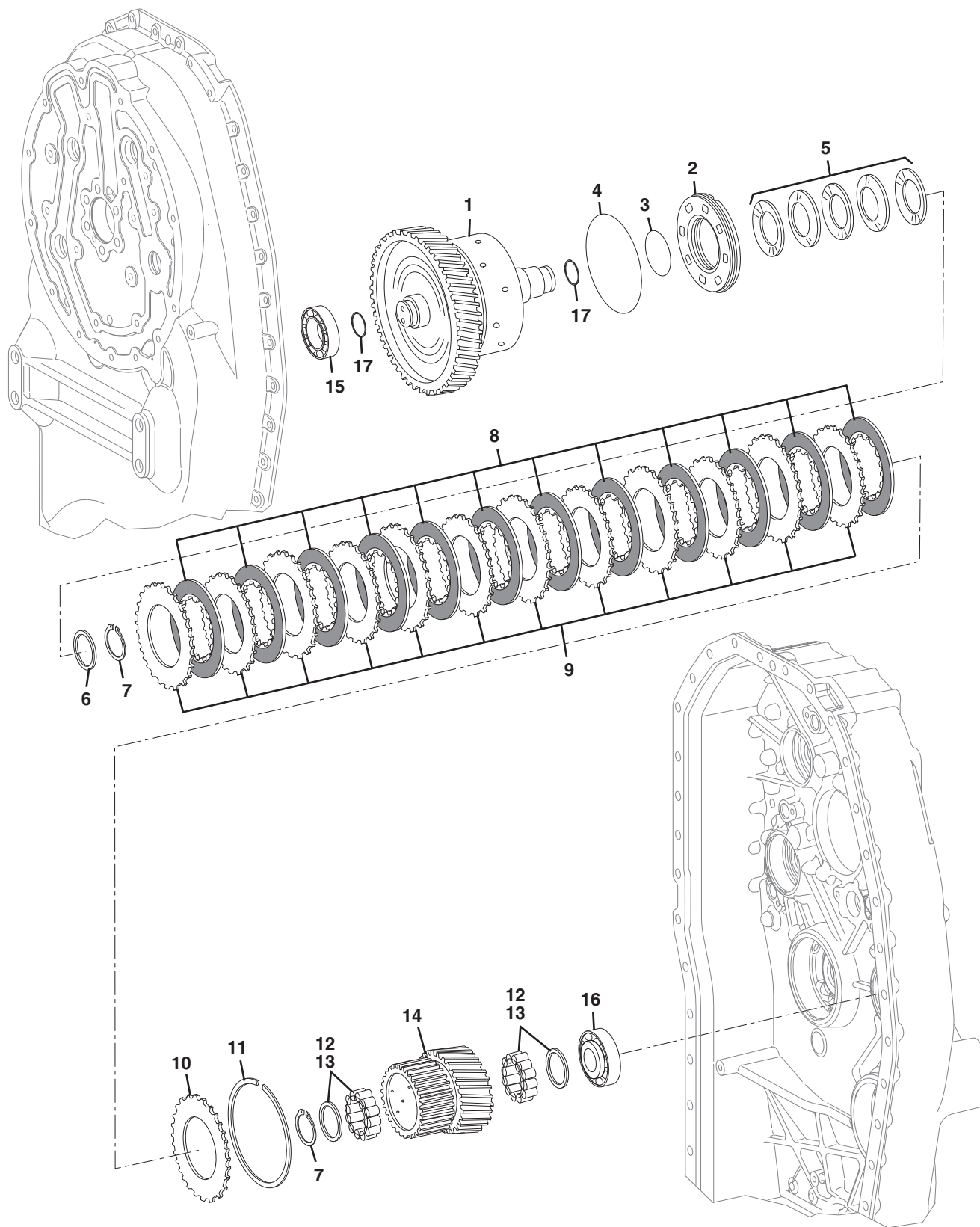
Figure 5-20 ZF Transmission - Gearbox Housing

Item	Part Number	Qty.	Description	Rev.
1	8036024	1	HOUSING I	
2	8036025	1	HOUSING II	
3	1319569	36	HEX HD CAPSCREW, M10X30	
4	1319570	6	HEX HD CAPSCREW, M10X50	
5	1319571	2	CYLINDRICAL PIN, M6X24	
6	10731744	1	BREATHER	
7	1319574	1	CONVERTER BELL	
8	1319575	1	BEARING BUSHING	
9	1319576	1	SHAFT SEAL	
10	1319577	6	SOCKET HD CAPSCREW, M10X50	
11	1319569	23	HEX HD CAPSCREW, M10X30	
12	1319578	1	DRAIN PLUG, 7/8-14	
13	8036026	1	OIL SUCTION PIPE	
14	70023885	1	O-RING	
15	1319582	2	SOCKET HD CAPSCREW, M8X20	
16	1319583	6	O-RING	
17	1319584	6	FIXING PLATE	
18	1319585	11	SOCKET HD CAPSCREW, M8X16	
19	1319586	1	PIPE	
20	1319587	1	PIPE	
21	8036027	1	PIPE	
22	8036028	1	SCREEN SHEET	
23	1319590	1	BRACKET	



# DRIVE TRAIN

Figure 5-21 ZF Transmission - Coupling Group 1



PH3410



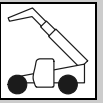



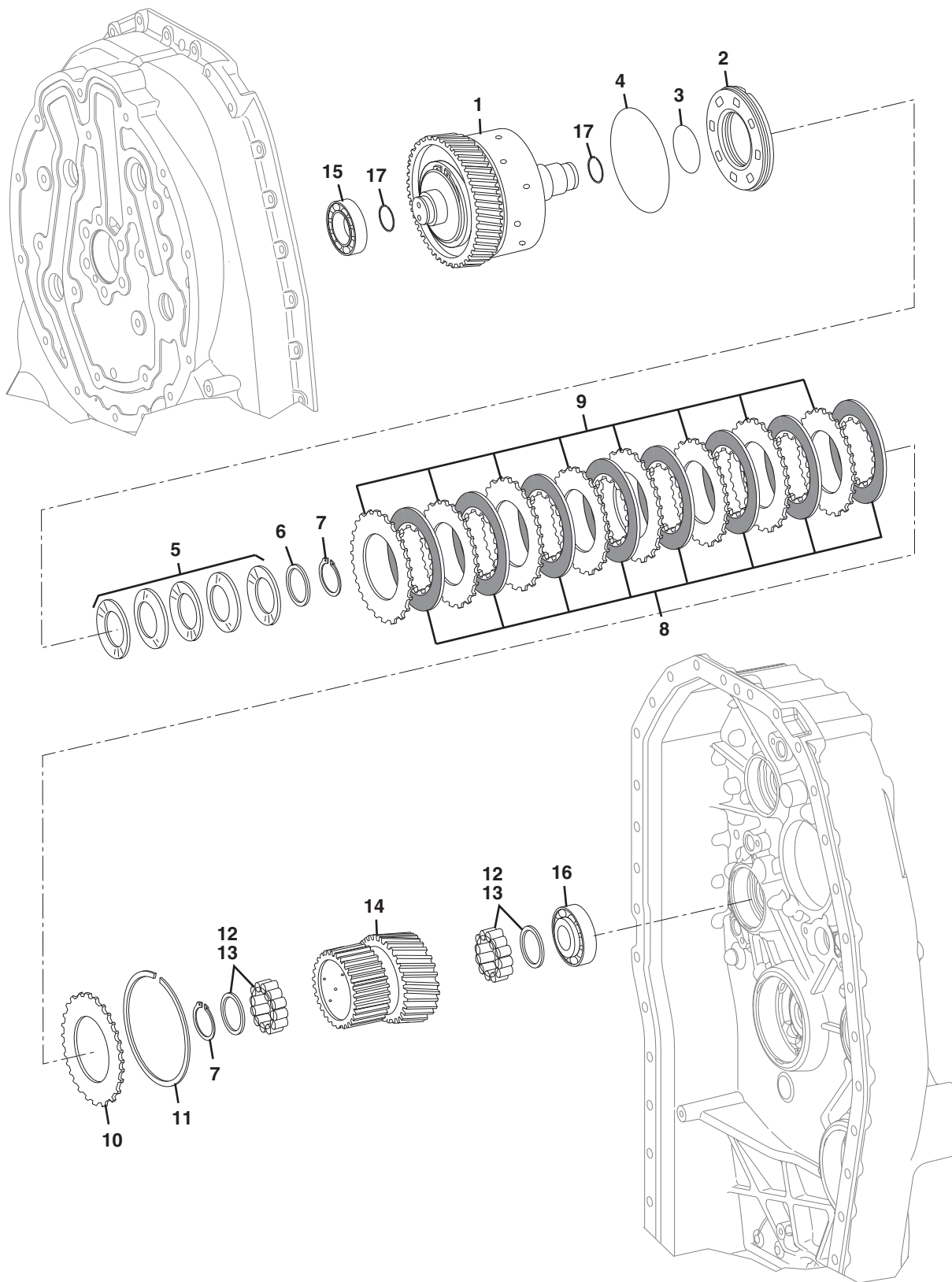
Figure 5-21 ZF Transmission - Coupling Group 1

Item	Part Number	Qty.	Description	Rev.
1	1319591	1	COUPLING	
2	1319592	1	PISTON	
3	1319593	1	O-RING	
4	1319594	1	O-RING	
5	1319595	5	CUP SPRING	
6	1319596	1	SHIM, 2	
7	10731845	2	RETAINING RING	
8	7026758	12	LIN. CLUTCH DISC	
9	7026759	12	O. CLUTCH DISC	
10	7026760	1	END SHIM	
11	1319600	1	SNAP RING, 4	
	1319601	1	SNAP RING, 3.5	
	1319602	1	SNAP RING, 3	
	1319603	1	SNAP RING, 2.5	
	1319604	1	SNAP RING, 2	
12	1319605	2	ROLLER CAGE	
13	1319606	2	ROLLER CAGE	
14	1319607	1	DISC CARRIER	
15	1319608	1	ROLLER BEARING	
16	1319609	1	ROLLER BEARING	
	1319610	1	ROLLER BEARING	
	1319611	1	ROLLER BEARING	
17	1319612	2	PISTON RING, 30X2	



# DRIVE TRAIN

Figure 5-22 ZF Transmission - Coupling Group 2



PH3420





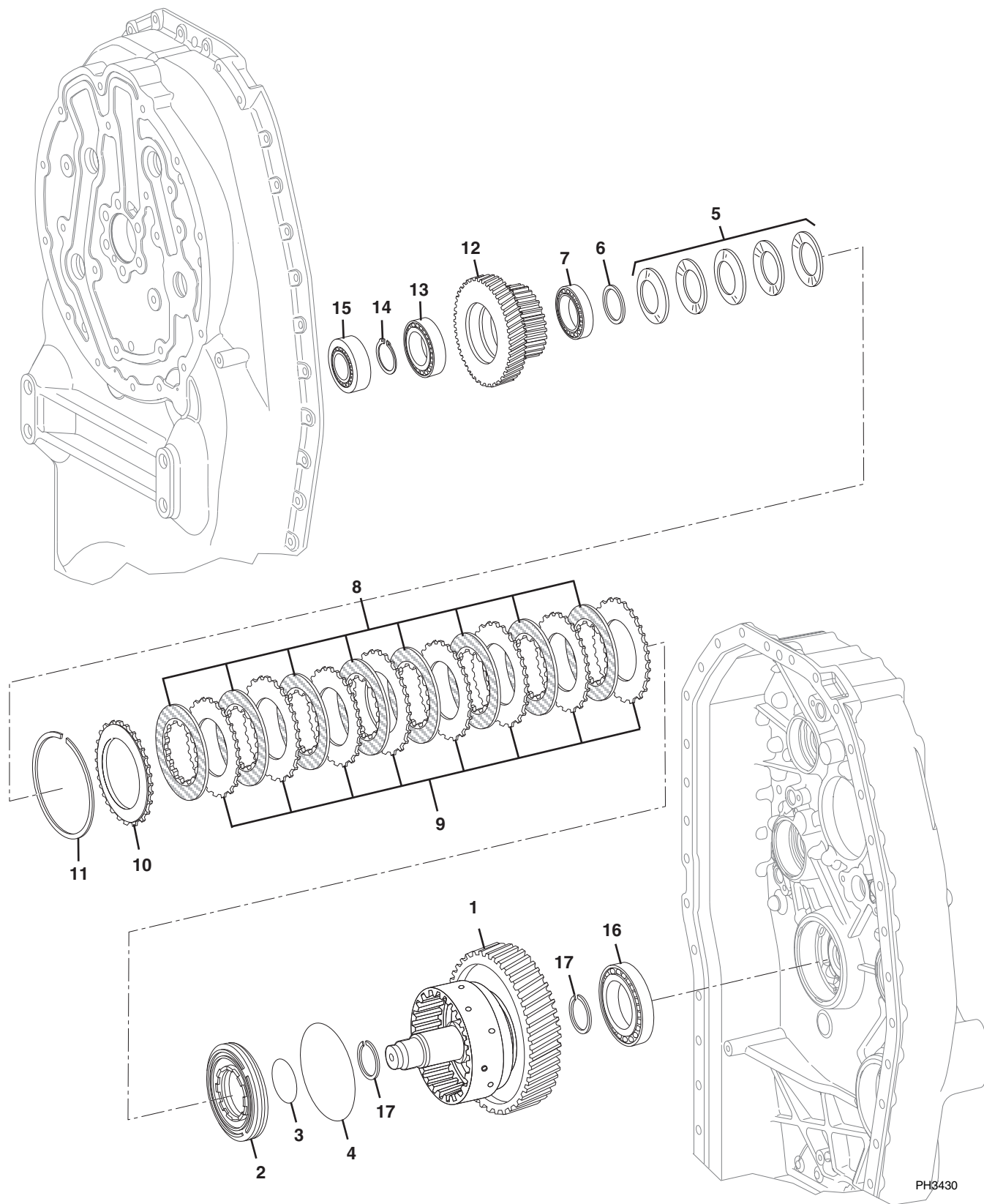
Figure 5-22 ZF Transmission - Coupling Group 2

Item	Part Number	Qty.	Description	Rev.
1	1319613	1	COUPLING	
2	8036029	1	PISTON	
3	1319593	1	O-RING	
4	1319594	1	O-RING	
5	1319595	5	CUP SPRING	
6	1319596	1	SHIM, 2	
7	10731845	2	RETAINING RING, 40X1.75	
8	7026758	8	LIN. CLUTCH DISC	
9	7026759	8	O. CLUTCH DISC	
10	7026760	1	END SHIM	
11	1319600	1	SNAP RING, 4	
	1319601	1	SNAP RING, 3.5	
	1319602	1	SNAP RING, 3	
	1319603	1	SNAP RING, 2.5	
	1319604	1	SNAP RING, 2	
12	1319605	2	ROLLER CAGE	
13	1319606	2	ROLLER CAGE	
14	1319614	1	DISC CARRIER	
15	1319615	1	ROLLER BEARING	
16	8036190	1	ROLLER BEARING ASSY	
	7029532	1	OUTER RING	
	7029533	1	INNER RING	
17	1319612	2	PISTON RING, 30X2	



# DRIVE TRAIN

Figure 5-23 ZF Transmission - Coupling Group 3



PH3430




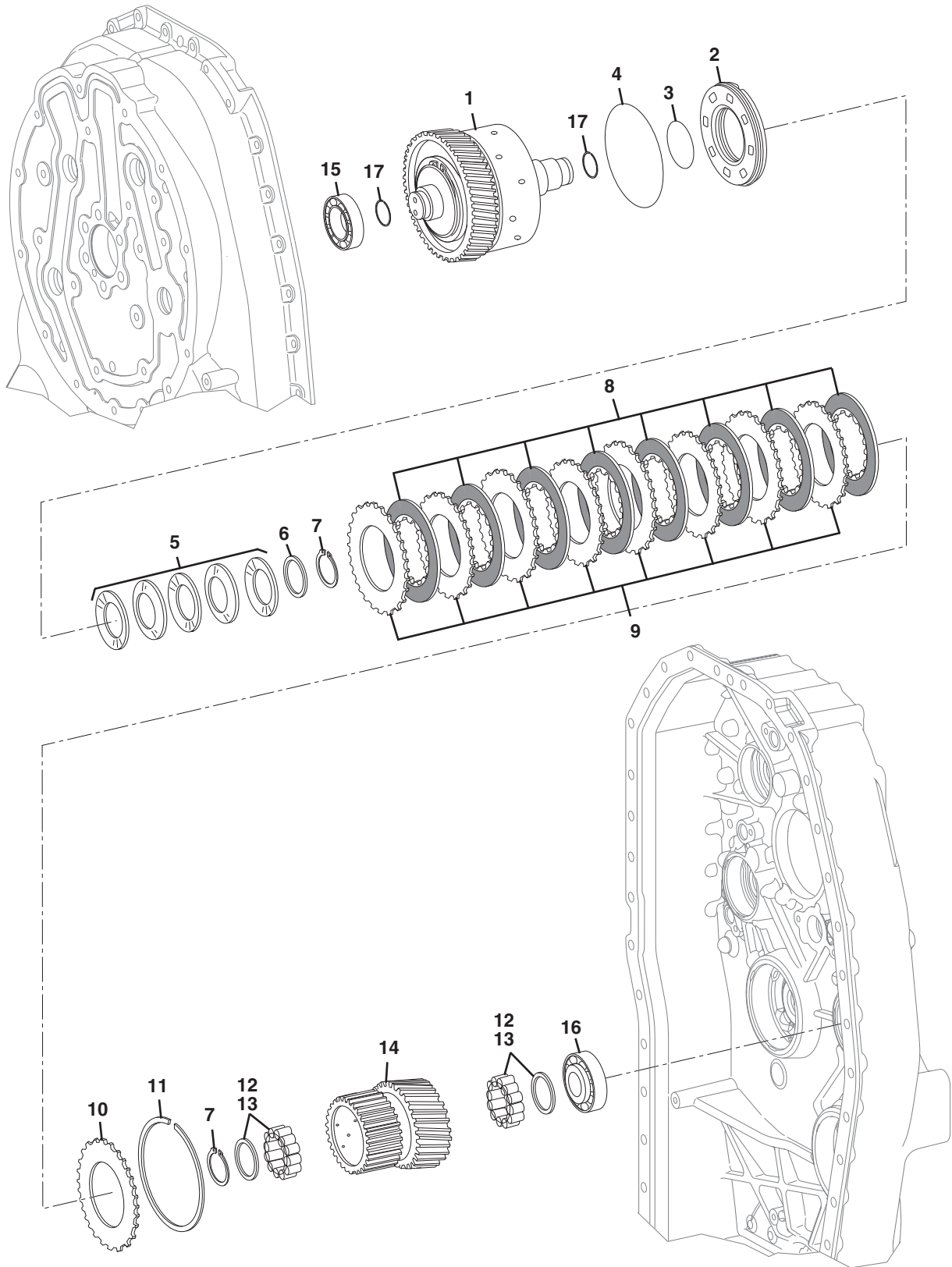
Figure 5-23 ZF Transmission - Coupling Group 3

Item	Part Number	Qty.	Description	Rev.
1	1319616	1	COUPLING	
2	8036029	1	PISTON	
3	1319593	1	O-RING	
4	1319594	1	O-RING	
5	1319595	5	CUP SPRING	
6	1319617	1	SUPPORT SHIM	
7	1319618	1	ROLLER BEARING	
8	7026758	8	LIN. CLUTCH DISC	
9	7026759	8	O. CLUTCH DISC	
10	7026760	1	END SHIM	
11	1319600	1	SNAP RING, 4	
	1319601	1	SNAP RING, 3.5	
	1319602	1	SNAP RING, 3	
	1319603	1	SNAP RING, 2.5	
	1319604	1	SNAP RING, 2	
12	1319619	1	DISC CARRIER	
13	1319620	1	ROLLER BEARING	
14	1319621	1	RETAINING RING, 3.2	
	1319622	1	RETAINING RING, 3.1	
	1319623	1	RETAINING RING, 3	
	1319624	1	RETAINING RING, 2.9	
	1319625	1	RETAINING RING, 2.8	
	1319626	1	RETAINING RING, 2.7	
	1319627	1	RETAINING RING, 2.6	
	1319628	1	RETAINING RING, 38X2.5	
	1319629	1	RETAINING RING, 38X2.4	
	1319630	1	RETAINING RING, 38X2.3	
	1319631	1	RETAINING RING, 38X2.2	
	1319632	1	RETAINING RING, 38X2.1	
15	8036190	1	ROLLER BEARING ASSY	
	7029532	1	OUTER RING	
	7029533	1	INNER RING	
16	1319633	1	ROLLER BEARING	
17	1319612	2	PISTON RING, 30X2	



# DRIVE TRAIN

Figure 5-24 ZF Transmission - Coupling Group 4



PH3440





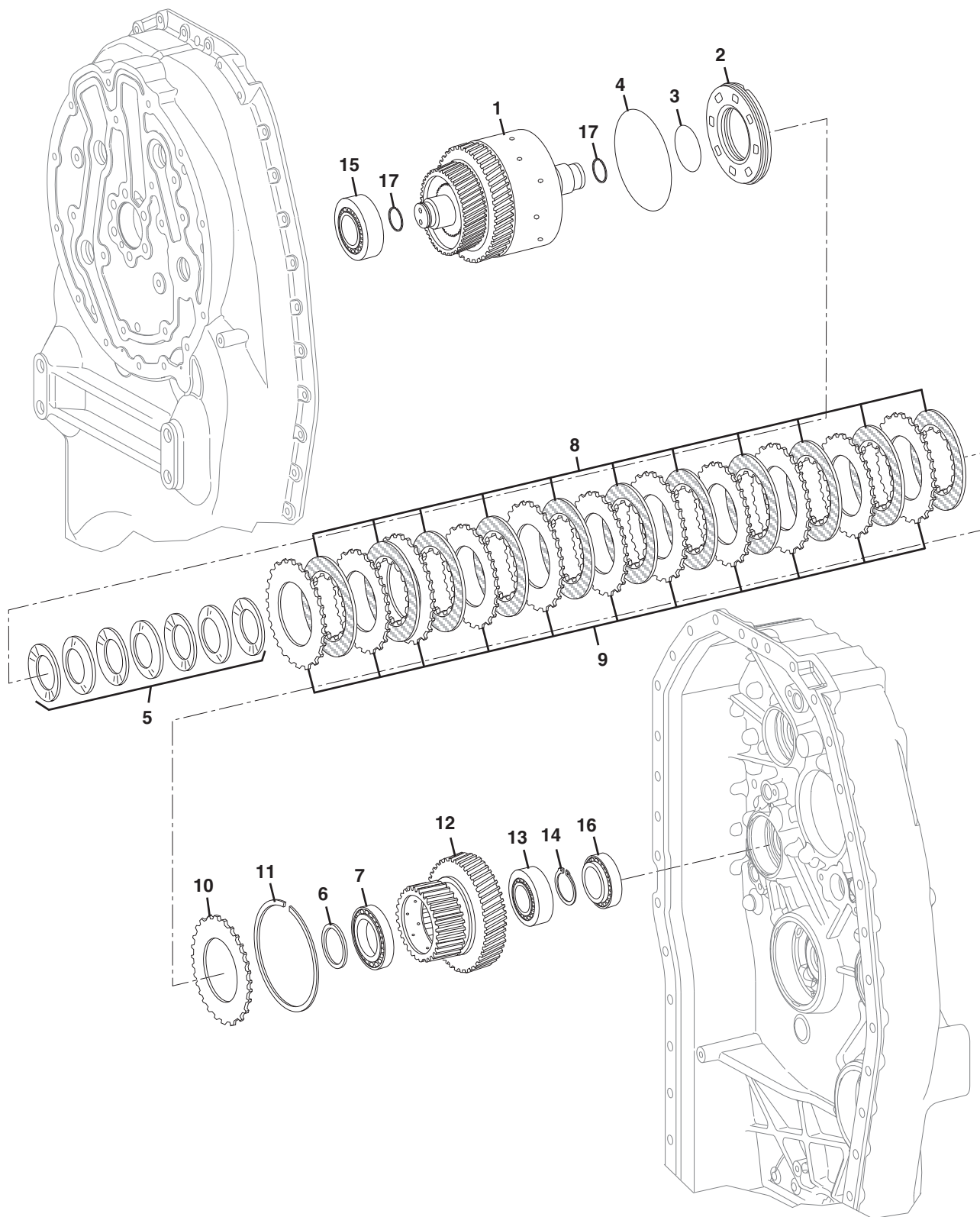
Figure 5-24 ZF Transmission - Coupling Group 4

Item	Part Number	Qty.	Description	Rev.
1	1319634	1	COUPLING	
2	8036029	1	PISTON	
3	1319593	1	O-RING	
4	1319594	1	O-RING	
5	1319595	5	CUP SPRING	
6	1319596	1	SHIM, 2	
7	10731845	2	RETAINING RING, 40X1.75	
8	7026758	8	LIN. CLUTCH DISC	
9	7026759	8	O. CLUTCH DISC	
10	7026760	1	END SHIM	
11	1319600	1	SNAP RING, 4	
	1319601	1	SNAP RING, 3.5	
	1319602	1	SNAP RING, 3	
	1319603	1	SNAP RING, 2.5	
	1319604	1	SNAP RING, 2	
12	1319605	2	ROLLER CAGE	
13	1319606	2	ROLLER CAGE	
14	1319635	1	DISC CARRIER	
15	1319615	1	ROLLER BEARING	
16	1319636	1	ROLLER BEARING	
17	1319612	2	PISTON RING, 30X2	



# DRIVE TRAIN

Figure 5-25 ZF Transmission - Reversing Gear Group 1



PH3450







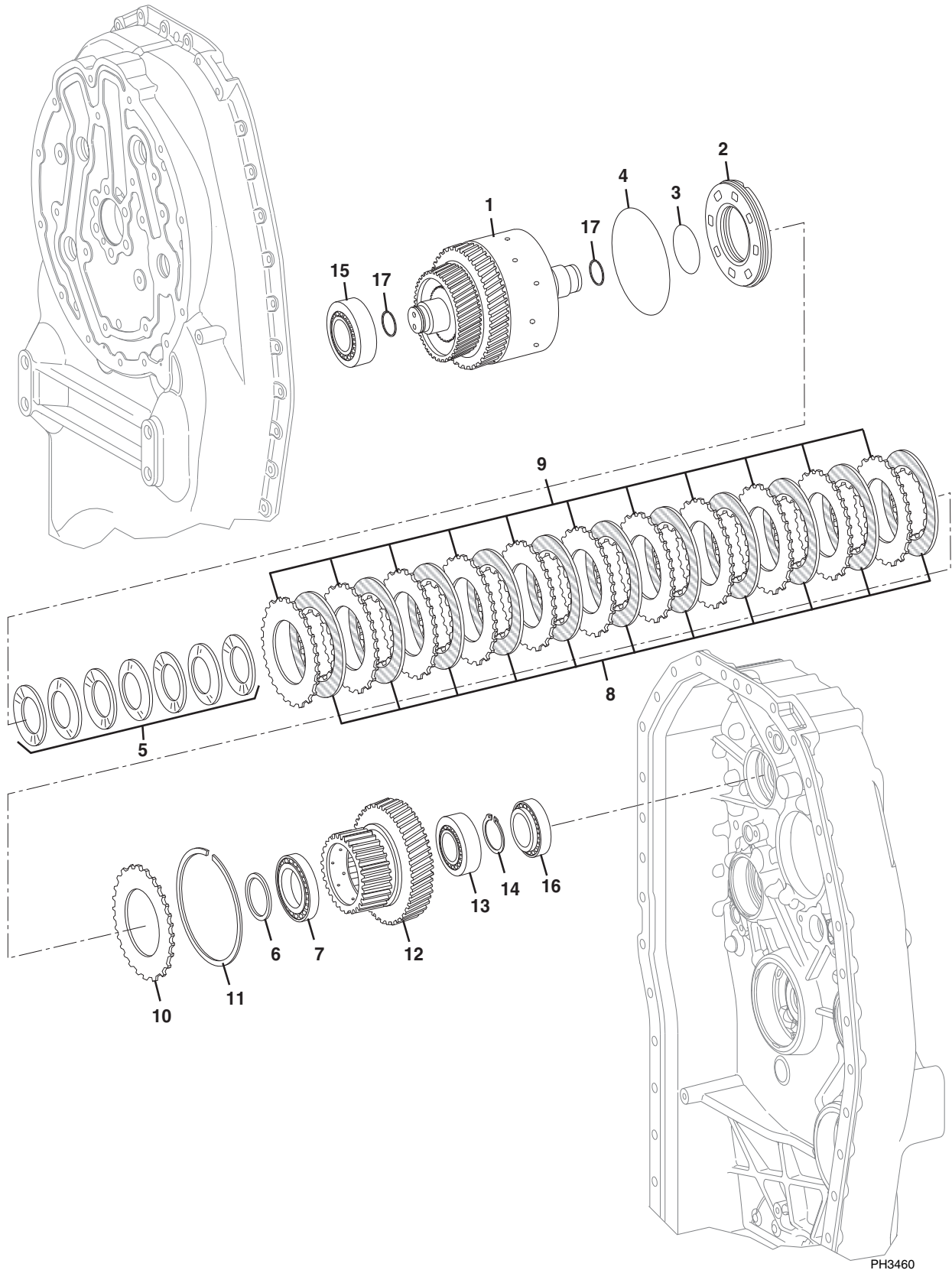
Figure 5-25 ZF Transmission - Reversing Gear Group 1

Item	Part Number	Qty.	Description	Rev.
1	1319637	1	COUPLING	
2	8036029	1	PISTON	
3	1319593	1	O-RING	
4	1319594	1	O-RING	
5	1319595	7	CUP SPRING	
6	1319617	1	SUPPORT SHIM	
7	1319618	1	ROLLER BEARING	
8	7026758	11	LIN. CLUTCH DISC	
9	7026759	11	O. CLUTCH DISC	
10	7026760	1	END SHIM	
11	1319600	1	SNAP RING, 4	
	1319601	1	SNAP RING, 3.5	
	1319602	1	SNAP RING, 3	
	1319603	1	SNAP RING, 2.5	
	1319604	1	SNAP RING, 2	
12	1319638	1	DISC CARRIER	
13	1319620	1	ROLLER BEARING	
14	1319621	1	RETAINING RING, 3.2	
	1319622	1	RETAINING RING, 3.1	
	1319623	1	RETAINING RING, 3	
	1319624	1	RETAINING RING, 2.9	
	1319625	1	RETAINING RING, 2.8	
	1319626	1	RETAINING RING, 2.7	
	1319627	1	RETAINING RING, 2.6	
	1319628	1	RETAINING RING, 2.5	
	1319629	1	RETAINING RING, 2.4	
	1319630	1	RETAINING RING, 2.3	
	1319631	1	RETAINING RING, 2.2	
	1319632	1	RETAINING RING, 2.1	
15	1319615	1	ROLLER BEARING	
16	1319636	1	ROLLER BEARING	
17	1319612	2	PISTON RING, 30X2	



# DRIVE TRAIN

Figure 5-26 ZF Transmission - Reversing Gear Group 2



PH3460





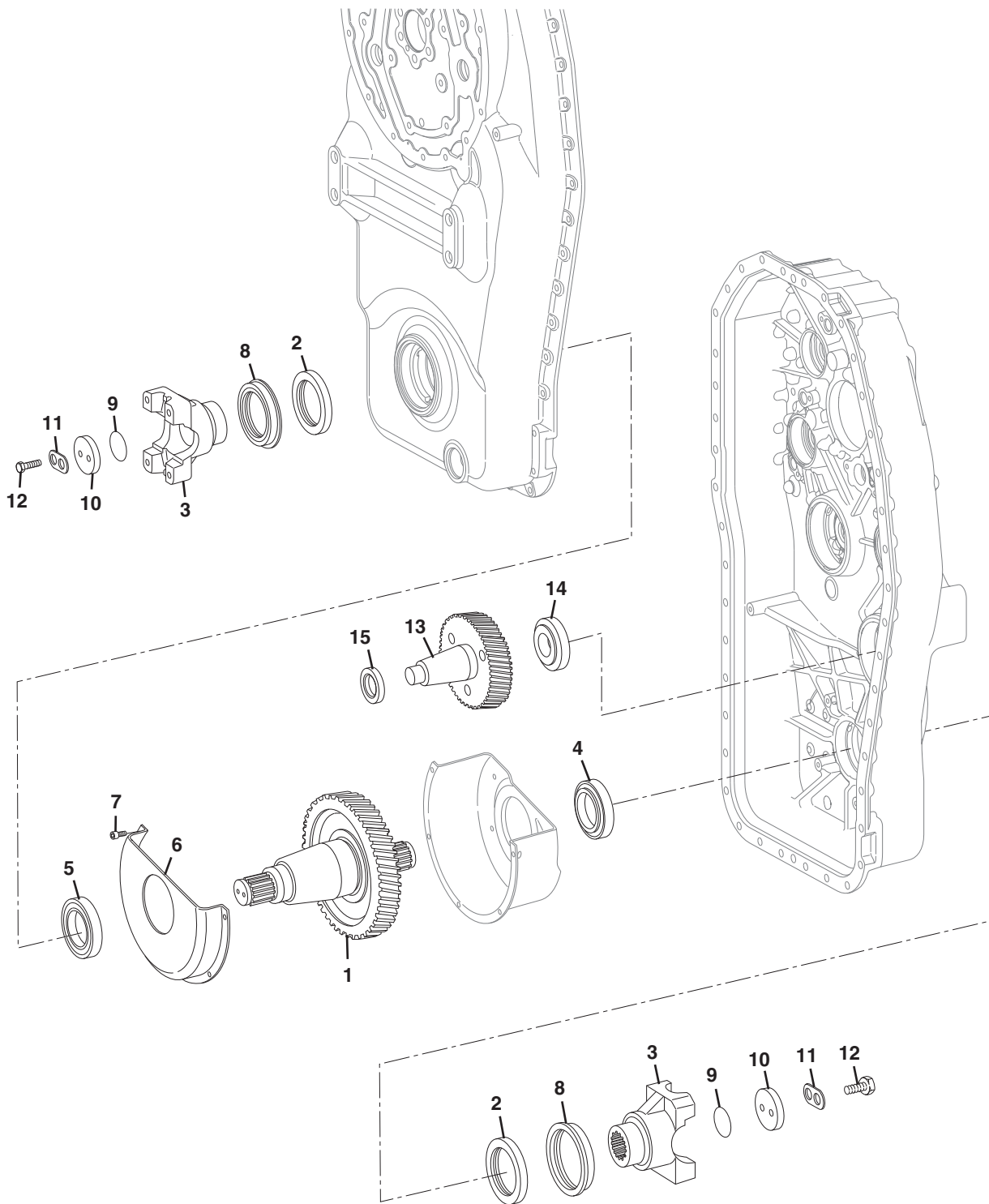
Figure 5-26 ZF Transmission - Reversing Gear Group 2

Item	Part Number	Qty.	Description	Rev.
1	1319639	1	COUPLING	
2	8036029	1	PISTON	
3	1319593	1	O-RING	
4	1319594	1	O-RING	
5	1319595	7	CUP SPRING	
6	1319617	1	SUPPORT SHIM	
7	1319618	1	ROLLER BEARING	
8	7026758	11	LIN. CLUTCH DISC	
9	7026759	11	O. CLUTCH DISC	
10	7026760	1	END SHIM	
11	1319600	1	SNAP RING, 4	
	1319601	1	SNAP RING, 3.5	
	1319602	1	SNAP RING, 3	
	1319603	1	SNAP RING, 2.5	
	1319604	1	SNAP RING, 2	
12	1319638	1	DISC CARRIER	
13	1319620	1	ROLLER BEARING	
14	1319621	1	RETAINING RING, 3.2	
	1319622	1	RETAINING RING, 3.1	
	1319623	1	RETAINING RING, 3	
	1319624	1	RETAINING RING, 2.9	
	1319625	1	RETAINING RING, 2.8	
	1319626	1	RETAINING RING, 2.7	
	1319627	1	RETAINING RING, 2.6	
	1319628	1	RETAINING RING, 2.5	
	1319629	1	RETAINING RING, 2.4	
	1319630	1	RETAINING RING, 2.3	
	1319631	1	RETAINING RING, 2.2	
	1319632	1	RETAINING RING, 2.1	
15	1319608	1	ROLLER BEARING	
16	1319636	1	ROLLER BEARING	
17	1319612	2	PISTON RING, 30X2	



# DRIVE TRAIN

## Figure 5-27 ZF Transmission - Output



PH3470

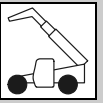



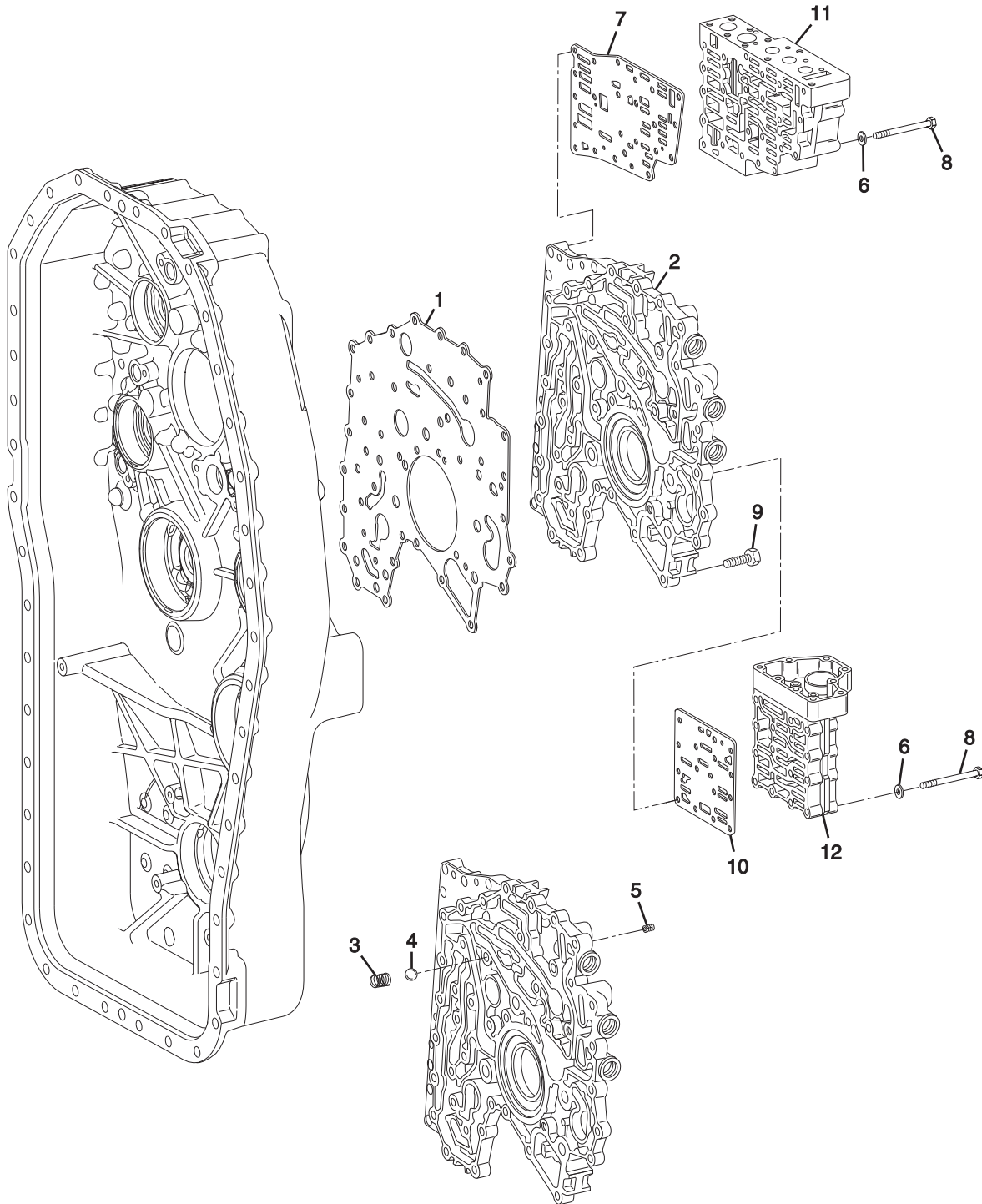
Figure 5-27 ZF Transmission - Output

Item	Part Number	Qty.	Description	Rev.
1	8036030	1	OUTPUT SHAFT	
2	1319641	2	SHAFT SEAL	
3	7027273	2	OUTPUT FLANGE	
4	NSS	1	ROLLER BEARING ASSY	
	70020430	1	CUP	
	70020431	1	CONE	
5	1319643	1	ROLLER BEARING	
6	8036031	1	SCREEN SHEET	
7	1319646	5	HEX HD CAPSCREW, M6X10	
8	1319647	2	SCREEN SHEET	
9	10839156	1	O-RING	
10	1319648	2	WASHER, 10	
11	1319649	2	TAB WASHER	
12	10731959	4	HEX HD CAPSCREW, M8X25	
13	8036032	1	INTERMEDIATE SHAFT	
14	1319633	1	ROLLER BEARING	
15	8036190	1	ROLLER BEARING ASSY	
	7029532	1	OUTER RING	
	7029533	1	INNER RING	



# DRIVE TRAIN

Figure 5-28 ZF Transmission - Control Unit






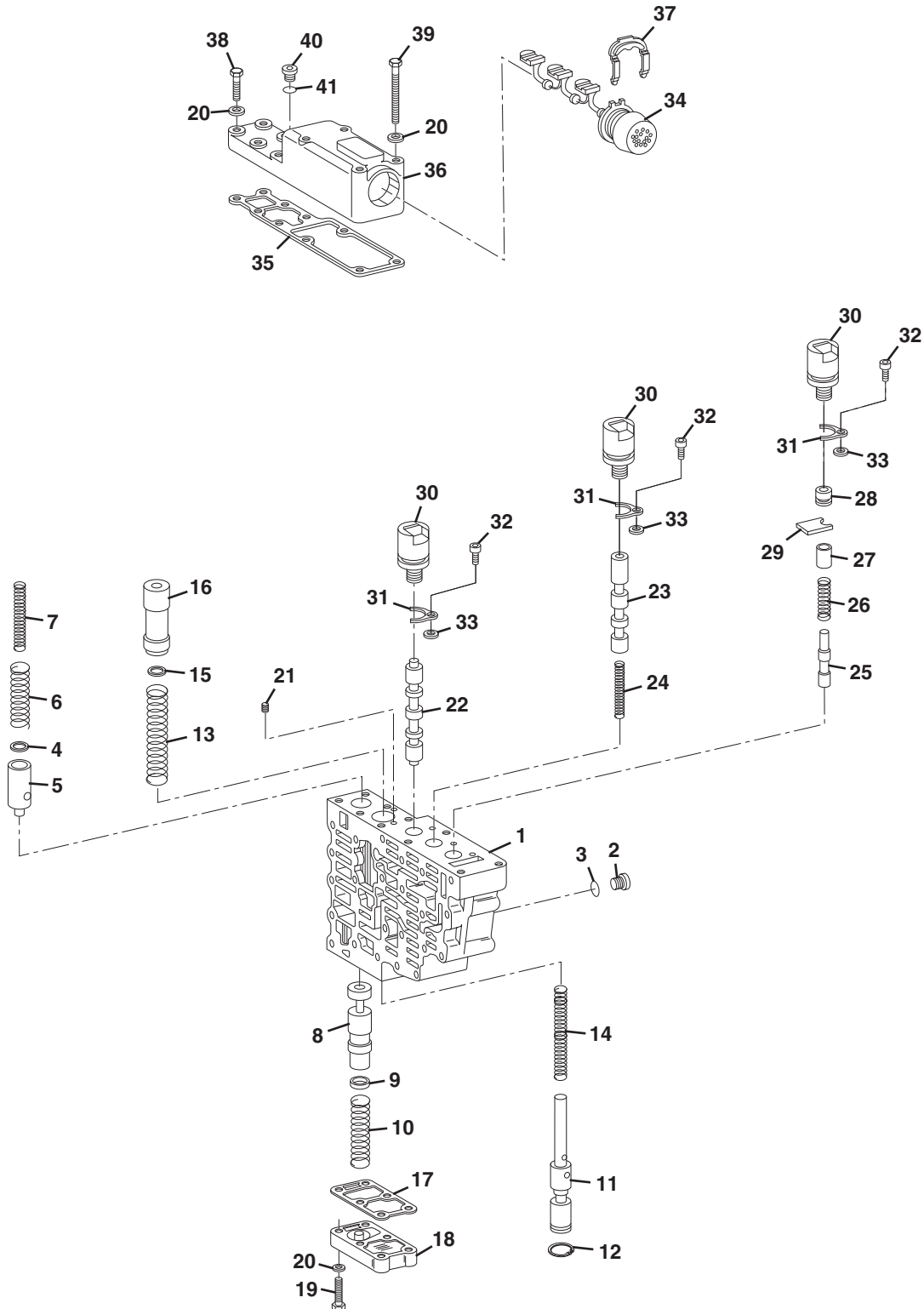
Figure 5-28 ZF Transmission - Control Unit

Item	Part Number	Qty.	Description	Rev.
1	1319650	1	GASKET	
2	8036033	1	DUCT PLATE	
3	10732072	1	COMPRESSION SPRING	
4	10732071	1	BALL	
5	1319652	1	ORIFICE	
6	1319661	19	WASHER, 6.4	
7	70020425	1	INTERM. SHEET	
8	7029037	19	HEX HD CAPSCREW, M6X60	
9	1319659	43	TORX SCREW, M8X30	
10	70020426	1	INTERM. SHEET	
11		Ref	VALVE HOUSING, (see Figure 5-29 for details)	
12		Ref	VALVE BLOCK, (see Figure 5-30 for details)	



# DRIVE TRAIN

## Figure 5-29 ZF Transmission - Valve Housing Assembly



PH3490







Figure 5-29 ZF Transmission - Valve Housing Assembly

Item	Part Number	Qty.	Description	Rev.
	8036040	1	VALVE HOUSING ASSY, (includes all items)	
1	1319671	1	VALVE HOUSING	
2	1319670	7	SCREW PLUG, M10X1	
3	10731709	7	O-RING	
4	8036036	1	WASHER, 1	
5	8036037	1	PISTON	
6	1319673	1	COMPRESSION SPRING	
7	8036038	1	COMPRESSION SPRING	
8	1319674	1	PISTON	
9	1319675	1	WASHER, 3.6	
	1319676	1	WASHER, 3.2	
	1319677	1	WASHER, 2.8	
	1319678	1	WASHER, 2.4	
	1319679	1	WASHER, 2	
10	1319680	1	COMPRESSION SPRING	
11	1319681	1	CONTROL PISTON	
12	1319682	1	LOCKWASHER, 12	
13	1319683	1	COMPRESSION SPRING	
14	1319684	1	COMPRESSION SPRING	
15	1319685	1	WASHER, 2	
	1319686	1	WASHER, 1	
	1319687	1	WASHER, 0.5	
	1319688	1	WASHER, 0.3	
	1319689	1	WASHER, 0.2	
16	1319690	1	PISTON	
17	1319691	1	SEAL	
18	1319692	1	COVER	
19	1319693	6	HEX HD CAPSCREW, M6X25	
20	1319661	16	WASHER, 6.4	
21	1319652	1	ORIFICE	
22	1319694	1	VALVE	
23	1319695	1	PISTON	
24	1319696	1	COMPRESSION SPRING	
25	1319697	1	PISTON	
26	1319698	1	COMPRESSION SPRING	
27	1319699	1	SPACER SLEEVE	
28	1319700	1	PLUG	
29	1319701	1	FIXING PLATE	
30	1319702	3	SOLENOID VALVE	
31	10732063	3	FIXING PLATE	
32	1319703	3	HEX HD CAPSCREW, M5X12	
33	10732064	3	WASHER, 2	
34	1319704	1	WIRING HARNESS	
35	1319705	1	SEAL	
36	8036039	1	COVER	
37	1319707	1	RETAINING CLAMP	
38	1319693	6	HEX HD CAPSCREW, M6X25	
39	1319708	4	HEX HD CAPSCREW, M6X60	
40	1319670	1	SCREW PLUG, M10X1	



## DRIVE TRAIN

Figure 5-29 ZF Transmission - Valve Housing Assembly (Continued)

Item	Part Number	Qty.	Description	Rev.
41	10731709	1	O-RING	




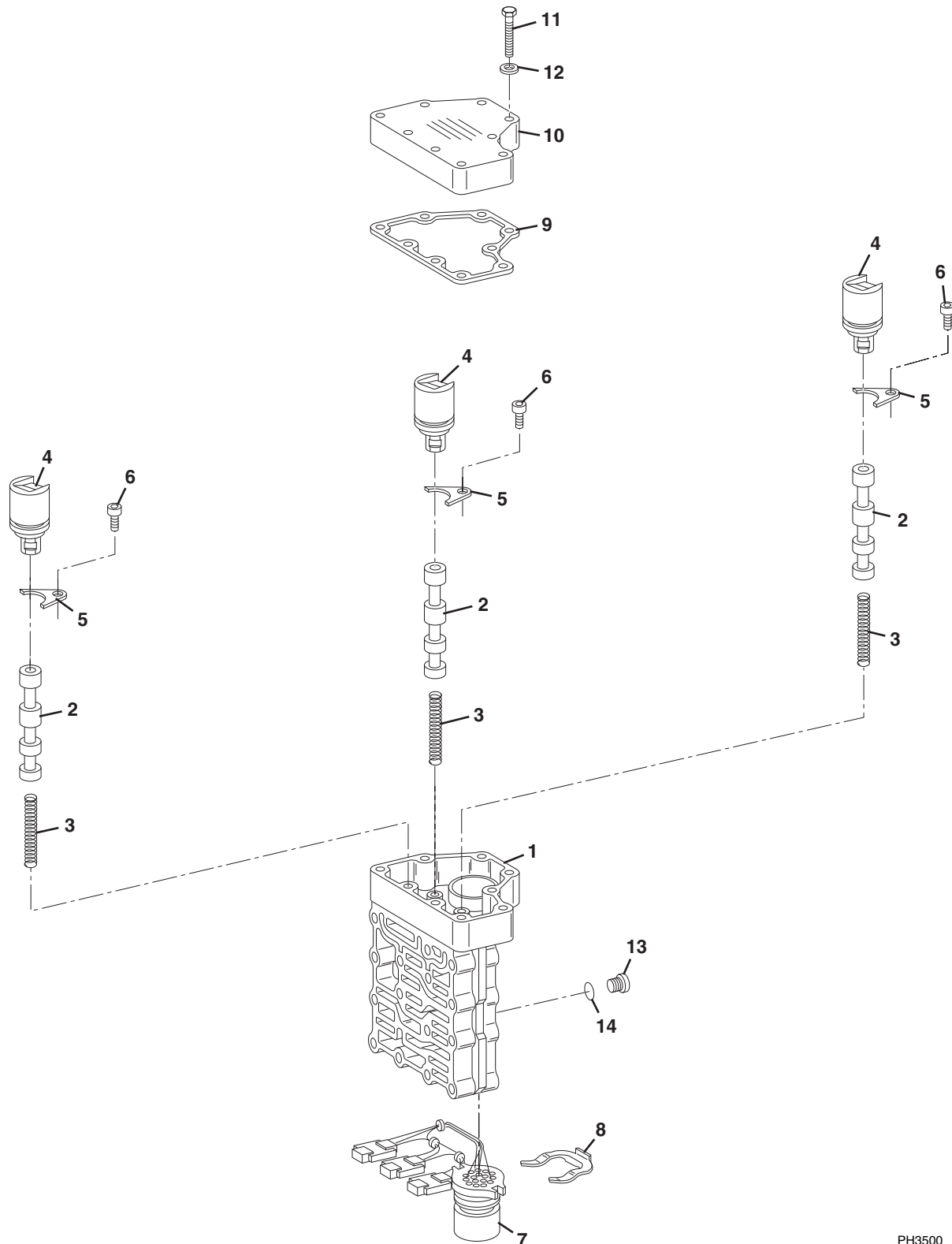
Figure 5-29 ZF Transmission - Valve Housing Assembly (Continued)

Item	Part Number	Qty.	Description	Rev.



# DRIVE TRAIN

## Figure 5-30 ZF Transmission - Valve Block Assembly



PH3500




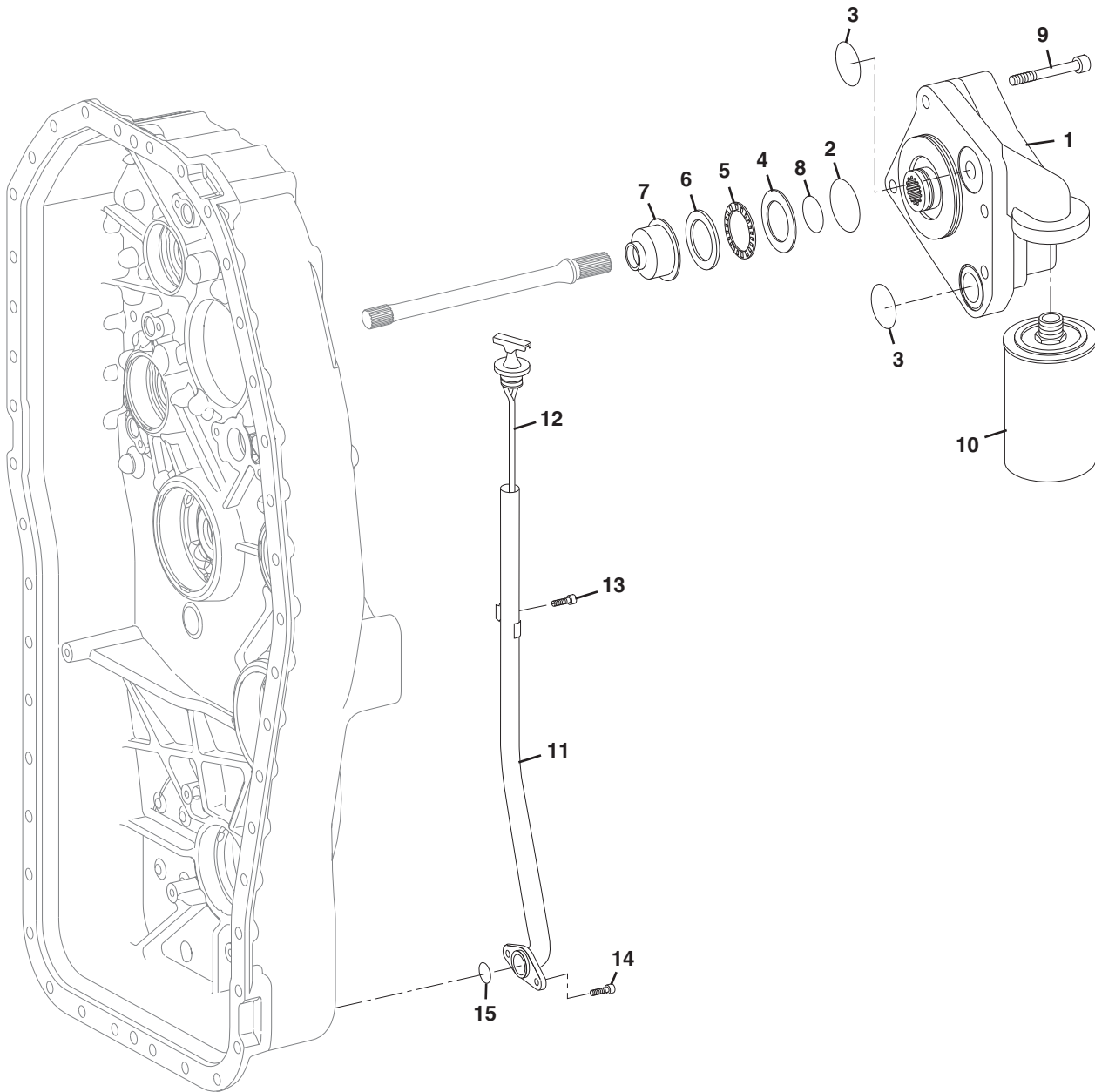
Figure 5-30 ZF Transmission - Valve Block Assembly

Item	Part Number	Qty.	Description	Rev.
	70020427	1	VALVE BLOCK ASSY, (includes all items), (1-piece gasket design)	
1	1319709	1	VALVE BLOCK	
2	1319710	3	PISTON	
3	1319696	3	COMPRESSION SPRING	
4	1319702	3	SOLENOID VALVE	
5	10732063	3	FIXING PLATE	
6	1319703	3	SOCKET HD CAPSCREW, M5X12	
7	1319711	1	WIRING HARNESS	
8	1319707	1	RETAINING CLAMP	
9	1319712	1	GASKET	
10	1319713	1	COVER	
11	1319714	9	HEX HD CAPSCREW, M5X32	
12	1319715	9	WASHER, 5.3	
13	1319670	3	SCREW PLUG, M10X1	
14	10731709	3	O-RING	



# DRIVE TRAIN

Figure 5-31 ZF Transmission - Oil Pump & Filter



PH3510




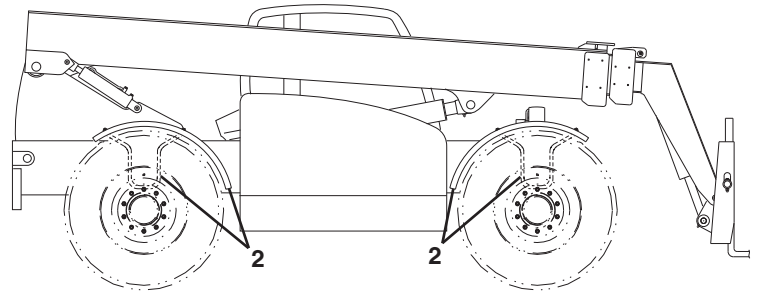
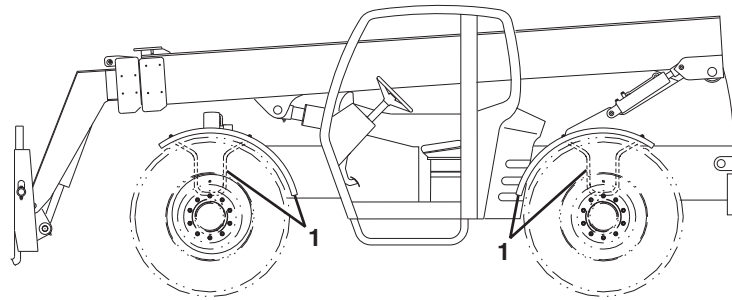
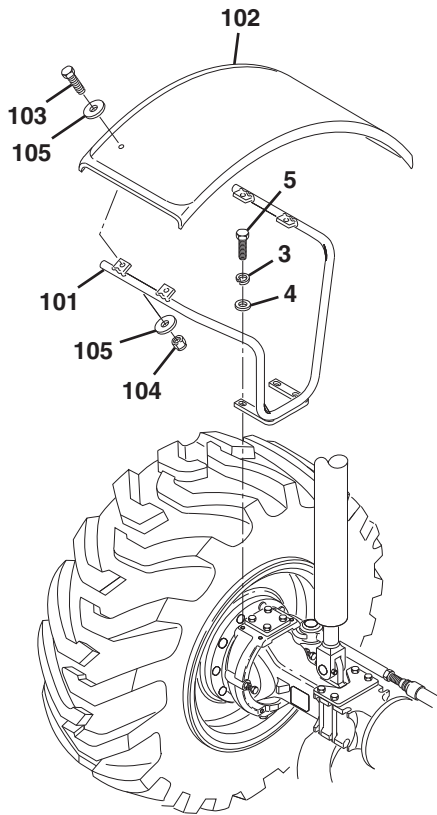
Figure 5-31 ZF Transmission - Oil Pump &amp; Filter

Item	Part Number	Qty.	Description	Rev.
1	1319718	1	PUMP, (includes item 2)	
	7029417	1	O-RING, (between pump halves), (not shown)	
2	8036250	1	O-RING	
3	1319719	2	O-RING	
4	1319720	1	AXIAL WASHER, 40X60X1	
5	1319721	1	AXIAL NEEDLE CAGE	
6	1319722	1	ANGLE DISC	
7	1319723	1	SPACER BUSHING	
8	1319724	1	O-RING	
9	1319725	4	HEX HD CAPSCREW, M12X115	
10	1319726	1	FILTER	
11	8036041	1	DIPSTICK TUBE	
12	8036042	1	DIPSTICK	
13	1319585	1	HEX HD CAPSCREW, M8X16	
14	1319582	1	HEX HD CAPSCREW, M8X20	
15	70023885	1	O-RING	



# DRIVE TRAIN

Figure 5-32 Fender Installation



PH5390






Figure 5-32 Fender Installation

Item	Part Number	Qty.	Description	Rev.
	7139086	1	FENDER INSTALLATION, (includes items 1 thru 5)	B
1	7139087	2	LH FENDER & BRACKET ASSY, (includes items 101 thru 105)	D
2	7139088	2	RH FENDER & BRACKET ASSY, (includes items 101 thru 105)	D
3	8307025	16	LOCKWASHER, M12	
4	8307220	16	PLAIN WASHER, M12	
5	8310164	16	HEX HD CAPSCREW, M12X1-3/4X40	
101	7139560	1	FENDER MOUNTING BRACKET	
102	7139226	1	FENDER	
103	8303626	4	HEX HD CAPSCREW, 1/2-13X1-1/2, GR5	
104	8305644	4	HEX LOCKNUT, 1/2-13	
105	8307206	8	PLAIN WASHER, 1/2	


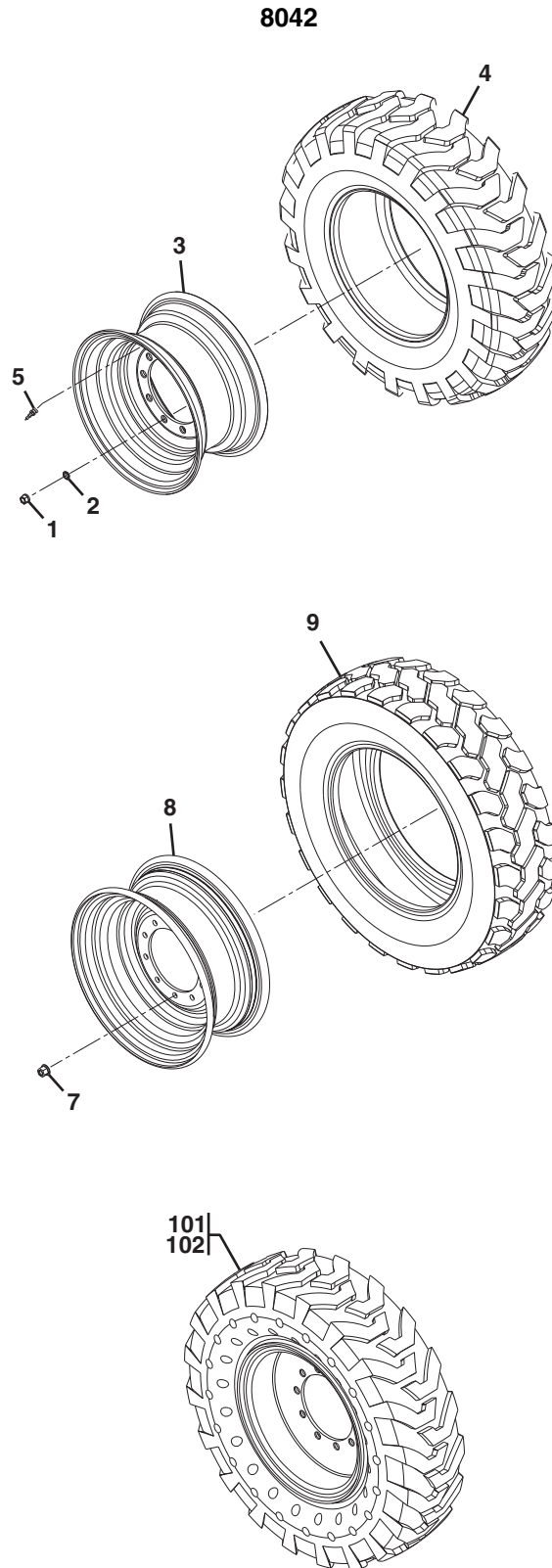


Figure 5-33 Wheel Assembly



PH5400

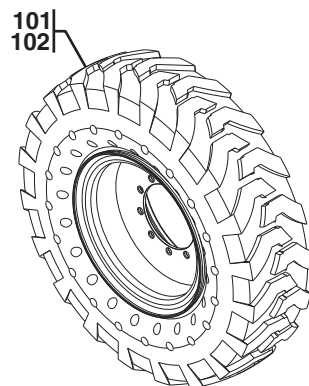
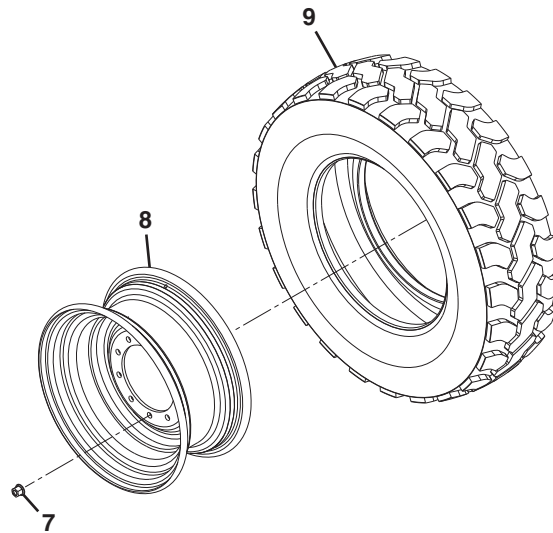
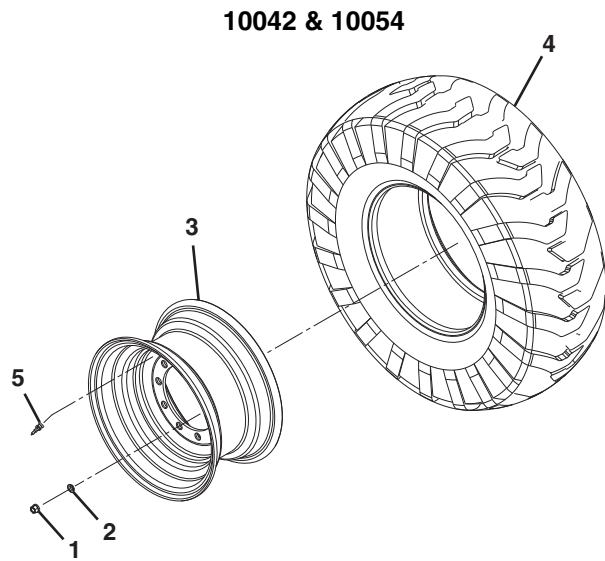


Figure 5-33 Wheel Assembly

Item	Part Number	Qty.	Description	Rev.
	4520471	1	PNEUMATIC TIRE SET, 15.50-25, G-2, (includes items 1 & 2)	B
	7138660	2	PNEUMATIC TIRE & WHEEL ASSY, (right side), 15.50-25, G-2, (includes items 3 thru 5)	D
	7138661	2	PNEUMATIC TIRE & WHEEL ASSY, (left side), 15.50-25, G-2, (includes items 3 thru 5)	E
	4520472	1	FOAM TIRE SET, 15.5-25, G-2, 600 lb, (includes items 1 & 2)	B
	7139161	2	FOAM TIRE & WHEEL ASSY, (right side), 15.50-25, G-2, (includes items 3 thru 6)	C
	7139162	2	FOAM TIRE & WHEEL ASSY, (left side), 15.50-25, G-2, (includes items 3 thru 6)	C
	1001120935	1	PNEUMATIC TIRE SET, 370/75-28, (includes item 7)	A
	1001100324	4	PNEUMATIC TIRE & WHEEL ASSY, 370/75-28 (includes items 5, 8 & 9)	C
	1001121518	1	FOAM TIRE SET, 370/75-28, 464 lb, (includes item 7)	B
	1001121085	4	FOAM TIRE & WHEEL ASSY, 370/75-28, (includes items 5, 6, 8 & 9)	A
1		Ref	WHEEL NUT, (torque to 430-470 lb-ft/583-637 Nm), (see Figure 5-1 for details)	
2		Ref	LOCKWASHER, M22, (see Figure 5-1 for details)	
3	7301056	1	WHEEL, 13X25, 10 HOLE	
4	8780036	1	TIRE, 15.50X25, 12 PLY BIAS L2	
5	8786514	1	VALVE STEM	
6	8526203	1	BALLAST FLATPROOFING FOAM FILL, (not shown)	
7		Ref	LUG NUT, M22X1-1/2, FREE SPINNING, (torque to 430-470 lb-ft/583-637 Nm), (see Figure 5-1 for details)	
8	1001100005	1	WHEEL, 28X11	
9	1001100284	1	TIRE, 370/75-28	
	4520648	1	SOLID TIRE SET, 13.00-24, (includes items 101 & 102)	B
101	4520649	2	SOLID TIRE & WHEEL ASSY, (right side), 13.00-24	B
102	4520650	2	SOLID TIRE & WHEEL ASSY, (left side), 13.00-24	B
N1	Note	Ref	<b>WHEN ORDERING TIRES CONTACT JLG AND SPECIFY THE BRAND OF TIRE.</b>	
N2	Note	Ref	<b>ASSEMBLIES MAY REQUIRE BALLAST/FOAM FILLING TO MANUFACTURER'S SPECIFICATIONS PRIOR TO INSTALLING ON A MACHINE. REFER TO OPERATION &amp; SAFETY OR SERVICE MANUALS. PURCHASE INDIVIDUAL TIRE AND/OR RIM ONLY IF ABLE TO FOAM FILL TIRE &amp; WHEEL ASSEMBLY, OTHERWISE, PURCHASE COMPLETE ASSEMBLY.</b>	



Figure 5-33 Wheel Assembly






Figure 5-33 Wheel Assembly


Item	Part Number	Qty.	Description	Rev.
	4520535	1	PNEUMATIC TIRE SET, 17.50-25, G-2, (includes items 1 & 2)	B
	7138662	2	PNEUMATIC TIRE & WHEEL ASSY, (right side), 17.50-25, G-2, (includes items 3 thru 5)	F
	7138663	2	PNEUMATIC TIRE & WHEEL ASSY, (left side), 17.50-25, G-2, (includes items 3 thru 5)	F
	4520536	1	FOAM TIRE SET, 17.50-25, G-2, 785 lb, (includes items 1 & 2)	B
	7139163	2	FOAM TIRE & WHEEL ASSY, (right side), 17.50-25, G-2, (includes items 3 thru 6)	D
	7139164	2	FOAM TIRE & WHEEL ASSY, (left side), 17.50-25, G-2, (includes items 3 thru 6)	D
	1001121107	1	PNEUMATIC TIRE SET, 400/75-28, (includes item 7)	A
	1001121102	4	PNEUMATIC TIRE & WHEEL ASSY, 400/75-28, (includes items 5, 8 & 9)	A
	1001125418	1	FOAM TIRE SET, 400/75-28, 570 lb, (includes item 7)	A
	1001121104	4	FOAM TIRE & WHEEL ASSY, 400/75-28, (includes items 5, 6, 8 & 9)	A
1		Ref	WHEEL NUT, (torque to 430-470 lb-ft/583-637 Nm), (see Figure 5-1 for details)	
2		Ref	LOCKWASHER, M22, (see Figure 5-1 for details)	
3	7301056	1	WHEEL, 13X25, 10 HOLE	
4	4520527	1	TIRE, 17.50-25, 12 PLY LOADER L2	
5	8786514	1	VALVE STEM	
6	8526203	1	BALLAST FLATPROOFING FOAM FILL, (not shown)	
7		Ref	LUG NUT, M22X1-1/2, FREE SPINNING, (torque to 430-470 lb-ft/583-637 Nm), (see Figure 5-1 for details)	
8	1001100009	1	WHEEL, 28X12	
9	1001120179	1	TIRE, 400/75-28	
	1001105703	1	SOLID TIRE SET, 14.00-24, (includes items 101 & 102)	B
101	1001105705	2	SOLID TIRE & WHEEL ASSY, (right side), 14.00-24	A
102	1001105704	2	SOLID TIRE & WHEEL ASSY, (left side), 14.00-24	A
N1	Note	Ref	<b>WHEN ORDERING TIRES CONTACT JLG AND SPECIFY THE BRAND OF TIRE.</b>	
N2	Note	Ref	<b>ASSEMBLIES MAY REQUIRE BALLAST/FOAM FILLING TO MANUFACTURER'S SPECIFICATIONS PRIOR TO INSTALLING ON A MACHINE. REFER TO OPERATION &amp; SAFETY OR SERVICE MANUALS. PURCHASE INDIVIDUAL TIRE AND/OR RIM ONLY IF ABLE TO FOAM FILL TIRE &amp; WHEEL ASSEMBLY, OTHERWISE, PURCHASE COMPLETE ASSEMBLY.</b>	



## DRIVE TRAIN

**This Page Intentionally Left Blank**

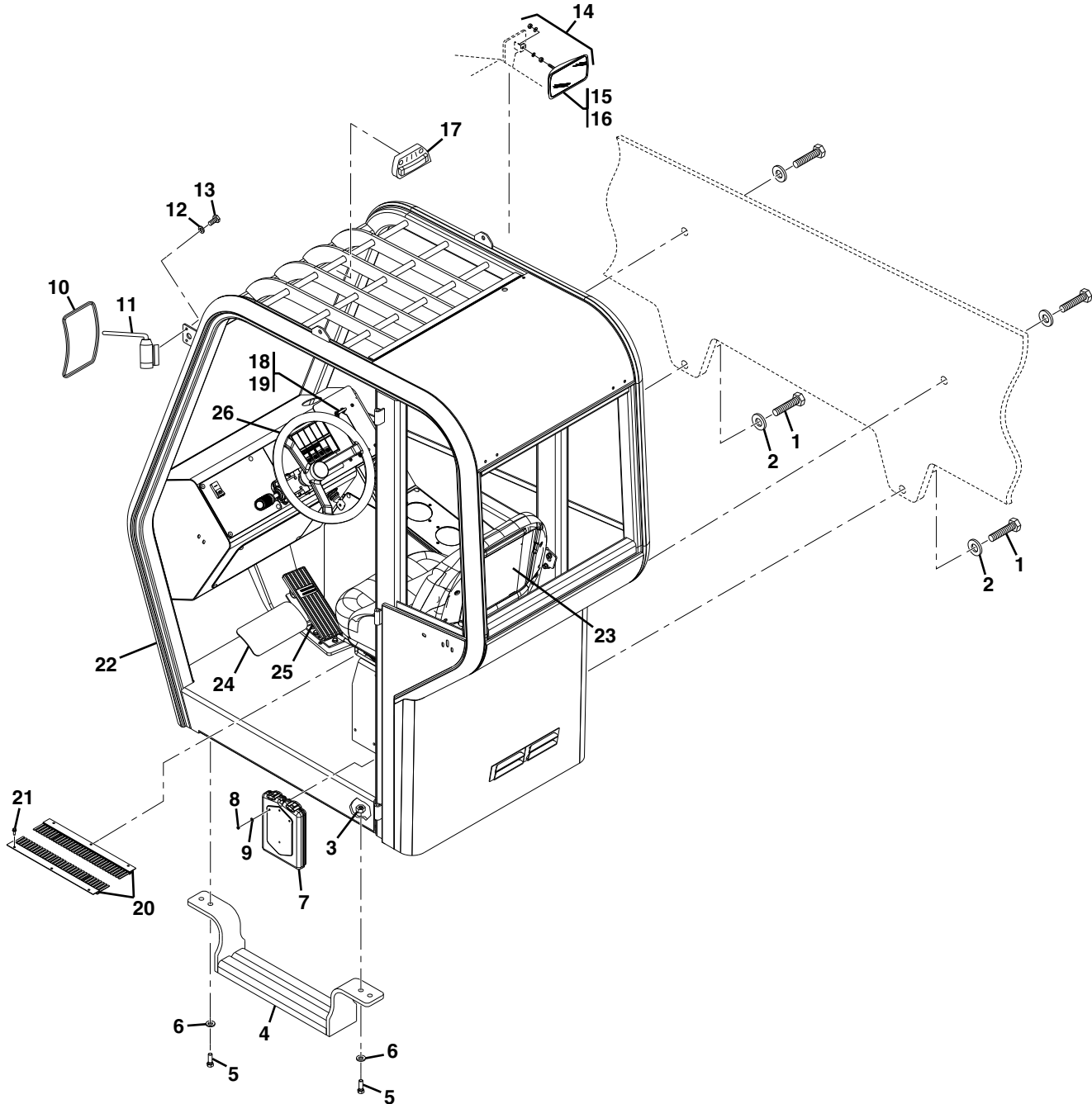
# SECTION 6 CAB





# CAB

## Figure 6-1 Cab Installation



PAP26000







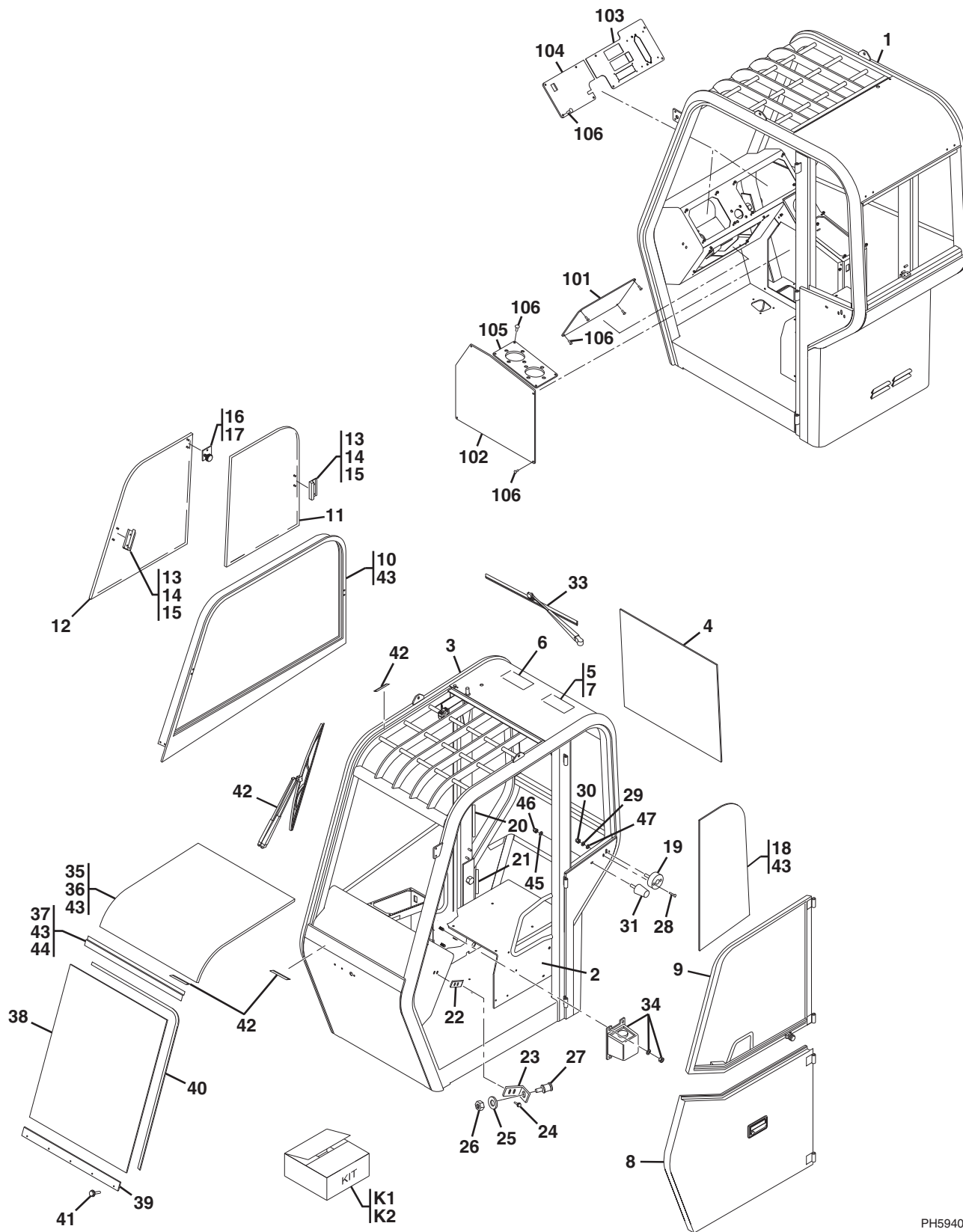
Figure 6-1 Cab Installation

Item	Part Number	Qty.	Description	Rev.
	1001121741	Ref	OPEN CAB INSTALLATION, (not available to order, see items 1 thru 23 for service)	C
	1001121742	Ref	ENCLOSED CAB INSTALLATION, (if equipped for ULS), (not available to order, see items 1 thru 23 for service)	B
	1001135038	Ref	ENCLOSED CAB INSTALLATION, (if equipped for LS), (not available to order, see items 1 thru 23 for service)	B
1	8310493	4	HEX HD CAPSCREW, 7/8-9X5-1/2, GR8, (torque to 480 lb-ft/650 Nm)	
2	8307011	4	LOCKWASHER, 7/8	
3	8305644	4	LOCKNUT, 1/2-13	
4	1001141427	1	CAB STEP MOUNT	
5	8303626	4	HEX HD CAPSCREW, 1/2-13X1-1/2	
6	8307112	4	FLAT WASHER, 1/2	
7	8990147	1	MANUAL HOLDER	
8	8310085	3	LOCKNUT, 10-24	
9	8307201	3	FLAT WASHER, 10	
10	1001148177	1	RECTANGULAR MIRROR	
11	1001114675	1	MIRROR ARM	
12	8307024	2	LOCKWASHER, M6	
13	0700610	2	HEX HD CAPSCREW, M6-1X20mm	
14	8866348	1	RIGHT MIRROR, (includes mounting hardware)	
15	8866351	1	CONVEX GLASS REPLACEMENT LENS, 6-1/2X10	
16	4791500	1	STAR LOCKWASHER, 5/16	
17	8466306	1	TILT ANGLE GAUGE	
18	1001102844	2	U-BOLT, 1/4-20X2-1/2	
19	8310382	8	FLANGE NUT, 1/4-20	
20	7138944	2	BRUSH STRIP ASSY	
21	8303982	6	SELF TAPPING SCREW, 1/4-20X3/4	
22		Ref	CAB ASSY, (see Figure 6-2 for details)	
23		Ref	SEAT ASSY, (see Figure 6-6 for details)	
24		Ref	BRAKE ASSY, (see Figure 7-1 for details)	
25		Ref	THROTTLE ASSY, (see Figure 7-2 for details)	
26		Ref	STEERING COLUMN ASSY, (see Figure 7-3 for details)	



# CAB

## Figure 6-2 Cab Assembly



PH5940




Figure 6-2 Cab Assembly

Item	Part Number	Qty.	Description	Rev.
	1001122456	1	ENCLOSED CAB WITH HEATER, (includes all items)	A
1	1001122457	1	OPEN CAB, (includes items 101 thru 106)	B
2		Ref	CAB HEATER ASSY, (see Figure 6-7 for details)	
3	7139050	1	ENCLOSED CAB WITH TOP AND FRONT WIPERS, (less heater), (includes 4 thru 43)	D
4	7028737	1	REAR WINDOW	
5	91404301	1	HAMMER	
6	91404299	1	ESCAPE DECAL	
7	91404298	3	RIVET	
8		Ref	UPPER DOOR ASSY, (see Figure 6-3 for details)	
9		Ref	LOWER DOOR ASSY, (see Figure 6-3 for details)	
10	8036050	1	RIGHT SIDE SLIDER WINDOW, (includes items 11 thru 17)	
11	8036197	1	REAR SLIDE GLASS	
12	8036196	1	FRONT SLIDE GLASS	
13	Use Kit K1	1	CAPSCREW	
14	Use Kit K1	1	SPACER	
15	Use Kit K1	1	LATCH	
16	Use Kit K2	1	LOCK BLOCK	
17	Use Kit K2	1	KNOB ASSY	
18	8036073	1	LEFT SIDE REAR GLASS	
19	8036069	1	FEMALE DOOR RETAINER	
20	8036057	1	UPPER WIRE DUCT	
21	8036058	1	LOWER WIRE DUCT	
22	8036059	1	STRIKER NUT PLATE WELDMENT	
23	8036060	1	STRIKER BOLT BRACKET	
24	8035437	2	LOCKSCREW, 1/4-20X3/4	
25	8036061	1	FLAT WASHER, 17/32X1.06X0.094	
26	8035639	1	CENTER LOCKNUT, 7/16-14	
27	1001109478	1	STRIKER LATCH	
28	8035487	2	SCREW, 1/4-20X5/8	
29	8035416	2	LOCKWASHER, 1/4X.49ODX.07	
30	8035479	2	ACORN NUT, 1/4-20	
31	8036066	1	RUBBER CONE BUMPER	
32		Ref	FRONT WINDSHIELD WIPER ASSY, (see Figure 6-5 for details)	
33		Ref	SKYLIGHT WIPER ASSY, (see Figure 6-5 for details)	
34		Ref	RESERVOIR WITH MOTOR, (see Figure 6-5 for details)	
35	7139444	1	WINDSHIELD SKYLIGHT KIT, (includes items 36 thru 43)	
36	7138958	1	SKYLIGHT GLASS	
37	7139316	1	UPPER WINDSHIELD CLIP	
38	7138951	1	WINDSHIELD GLASS	
39	7139298	1	LOWER WINDSHIELD PLATE	
40	7139299	1	BULB SEAL, 0.22X0.35X14-3/4	
41	8310529	5	SELF TAPPING SCREW, #10-16X3/4	
42	8035490	8	SETTING BLOCKS	
43	8035523	AR	URETHANE SEALANT, (apply to items 10, 18, 36 & 37)	
44	7139301	AR	FOAM	
45	8036067	1	WASHER, 5/16	
46	8036068	1	HEX NUT, 5/16-18	
47	8036071	2	WASHER, 0.28	

**CAB****Figure 6-2 Cab Assembly (Continued)**

<b>Item</b>	<b>Part Number</b>	<b>Qty.</b>	<b>Description</b>	<b>Rev.</b>
101	7302074	1	LOWER CONSOLE PANEL	
102	7302073	1	RIGHT SIDE CONSOLE ACCESS PANEL	
103	1001129610	1	RIGHT FRONT CONSOLE PANEL	
104	7302076	1	LEFT FRONT CONSOLE PANEL	
105	7302077	1	SIDE CONSOLE PANEL	
106	8303034	20	TRUSS HD TORX SCREW, 1/4-20X3/4	
K1	8036199	1	LATCH ASSY KIT, (includes items 13, 14 & 15)	
K2	8036198	1	FRICTION LOCK ASSY KIT, (includes items 16 & 17)	

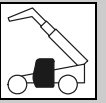


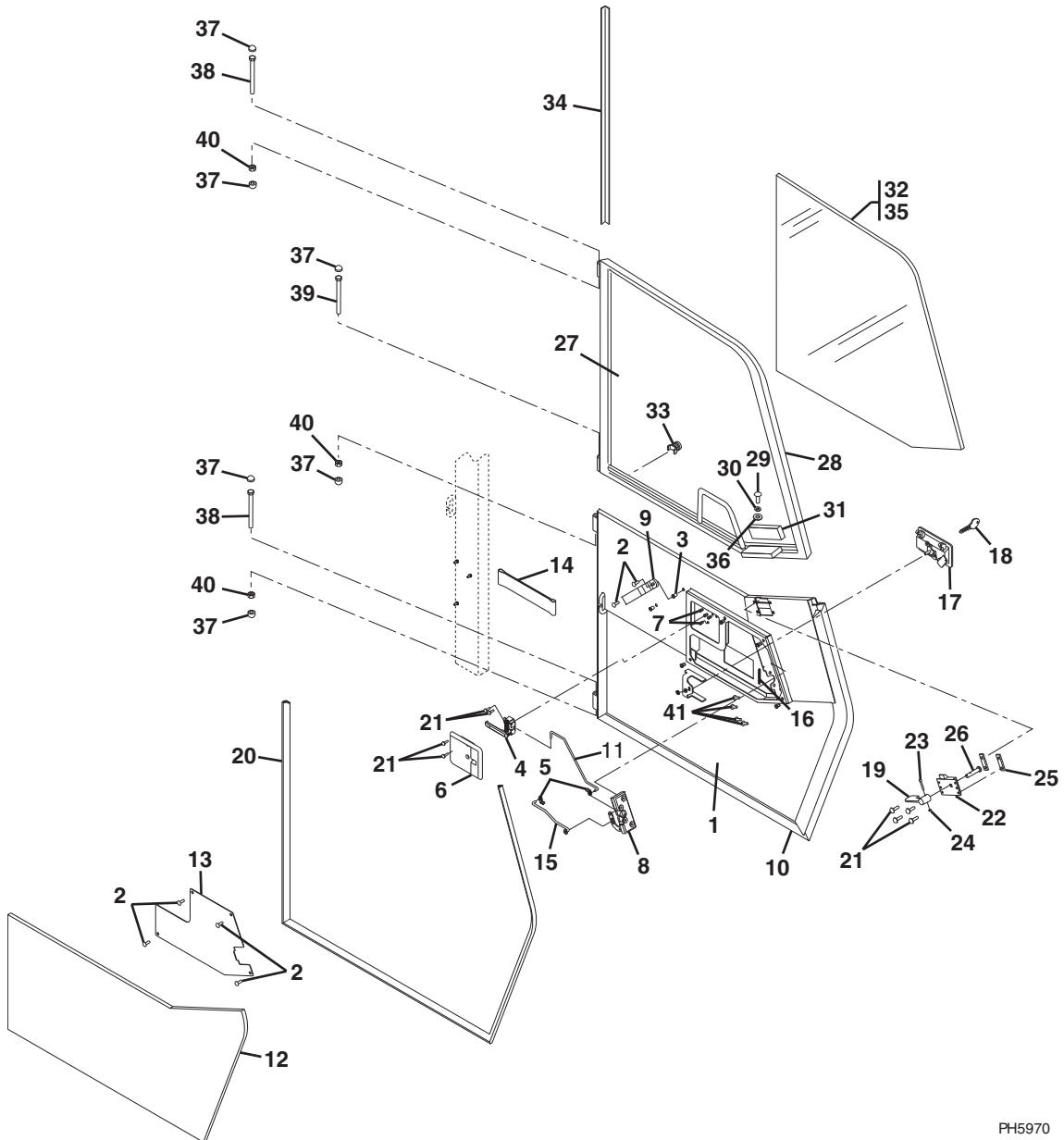
Figure 6-2 Cab Assembly (Continued)

Item	Part Number	Qty.	Description	Rev.



CAB

Figure 6-3 Cab Door



PH5970




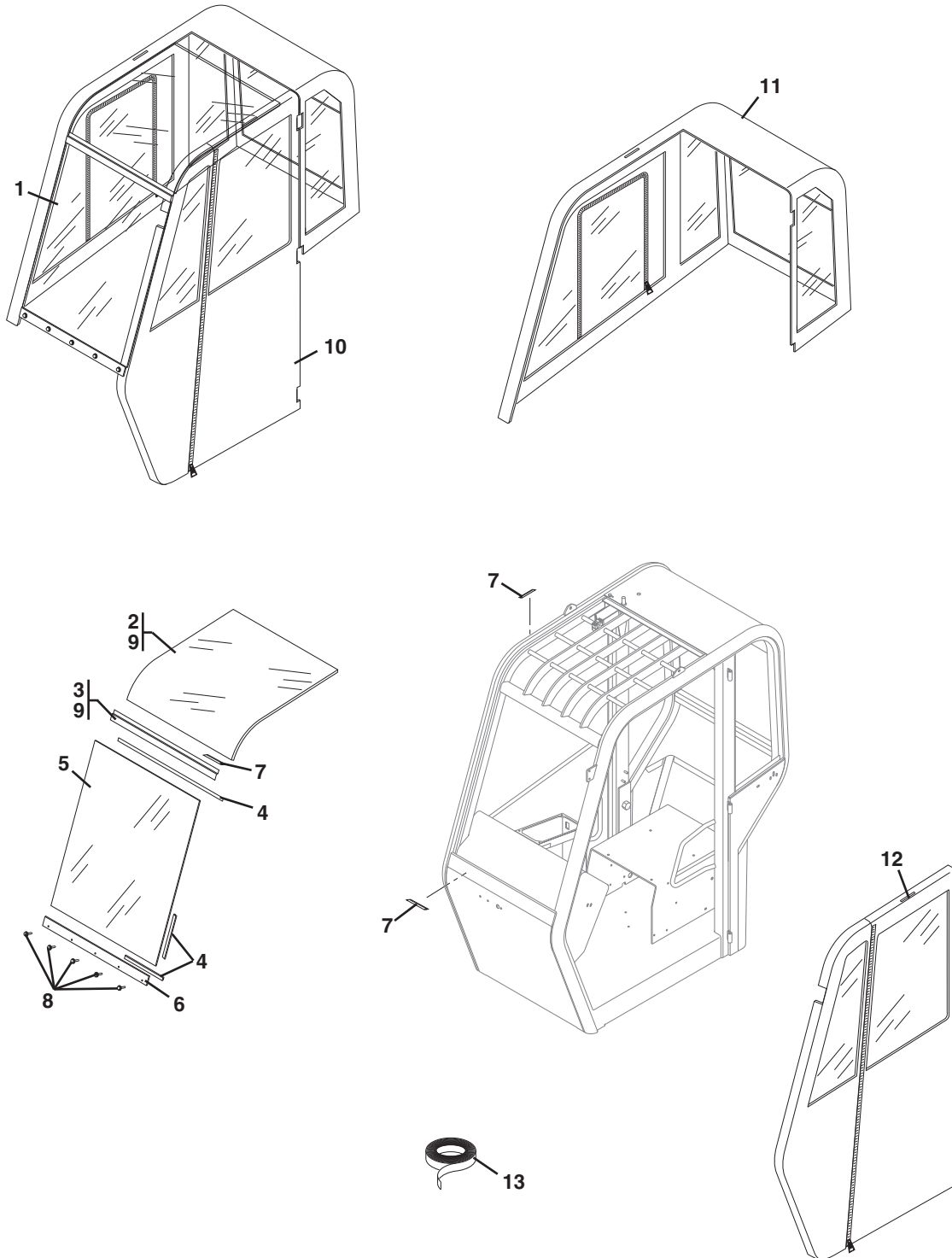
Figure 6-3 Cab Door

Item	Part Number	Qty.	Description	Rev.
1	1001109007	1	LOWER DOOR ASSY, (uses round key), (includes items 2 thru 26 & item 40)	A
2	8033856	6	TORX SCREW, 1/4-20	
3	1001103509	6	HEX RIVNUT, 1/4-20	
4	80384192	1	INNER DOOR HANDLE	
5	80384187	2	ROD END RETAINING CLIP	
6	80384193	1	INSIDE DOOR BEZEL	
7	8036085	4	HEX RIVNUT, #10-24	
8	8035439	1	ROTARY LATCH	
9	91344032	1	INSIDE CAB HANDLE	
10	8036090	1	LOWER DOOR WELDMENT	
11	8036093	1	INTERIOR LATCH LINKAGE	
12	8036094	1	LOWER DOOR FOAM	
13	8036095	1	LATCHBOX ACCESS PLATE	
14	8036096	1	DOOR RESTRAINT STRAP	
15	8036097	1	EXTERIOR LATCH LINKAGE WELDMENT	
16	8036098	1	EXTENSION SPRING, 0.219X1-1/2X0.023	
17	1001105892	1	PADDLE LATCH, (uses rounded key), (includes item 18)	A
18	70021948	1	ROUND KEY	
19	91404315	1	DOOR LEVER RELEASE	
20	8036076	1	BULB SEAL, 15.5mmX10, (cut to fit)	
21	8036088	8	SCREW, #10-24X3/4	
22	91404319	1	SLAM LATCH	
23	91404317	1	SCREW, #8-32X1-1/8	
24	91404318	1	NYLON LOCKNUT, #8-32	
25	8036091	2	SLAM LATCH SPACER	
26	8036092	1	SLAM LATCH SHAFT WELDMENT	
27	1001109406	1	UPPER DOOR ASSY, (includes items 28 thru 36)	A
28	8036077	1	UPPER DOOR WELDMENT	
29	8036105	2	TORX SCREW, 1/4-20	
30	8035416	2	WASHER, 1/4 IDX0.49 OD	
31	8036078	1	SLAM LATCH STRIKER	
32	8036079	1	LEFT SIDE DOOR GLASS	
33	8036080	1	RETAINER	
34	8036076	1	BULB SEAL, 15.5mmX10, (cut to fit)	
35	8035523	AR	URETHANE SEALANT, (apply to item 32)	
36	70020628	2	WASHER	
37	8036065	6	HEX DOME CAP	
38	8035631	2	BOLT, 3/8-16X4-1/2	
39	8036064	1	BOLT, 3/8-16X6-1/2	
40	8035632	3	HEX NUT, 3/8-16	
41	80264074	4	BOLT, 1/4-20X3/4	



CAB

Figure 6-4 Soft Cab Enclosure



PH3270






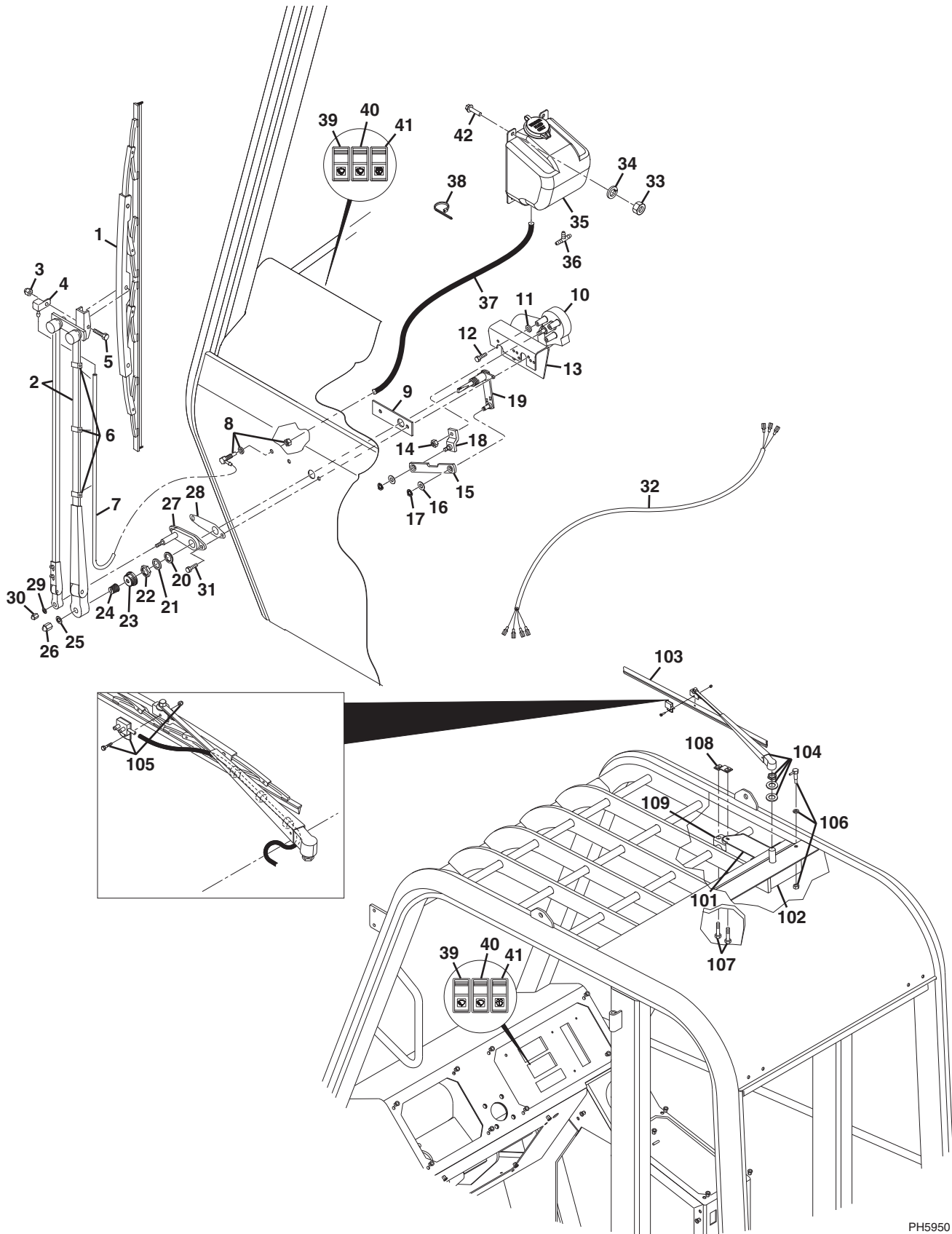
Figure 6-4 Soft Cab Enclosure

Item	Part Number	Qty.	Description	Rev.
	7139250	1	SOFT CAB ENCLOSURE KIT, (includes all items)	AC
1	7139444	1	WINDSHIELD SKYLIGHT KIT, (includes items 2 thru 9)	
2	7138958	1	SKYLIGHT GLASS	
3	7139316	1	UPPER WINDSHIELD CLIP	
4	7139299	1	BLACK BULB SEAL, 0.22X.35X14.75	
5	7138951	1	WINDSHIELD GLASS	
6	7139298	1	LOWER WINDSHIELD PLATE	
7	8035490	8	SETTING BLOCK, 1/8X1/4X2	
8	8310529	5	SELF TAPPING SCREW, #10-16X3/4	
9	8035523	1	URETHANE SEALANT, (apply to items 2 & 3)	
10	7139290	1	SOFT CAB ENCLOSURE KIT, (includes items 11, 12 & 13)	
11	7139293	1	SOFT REAR SECTION	
12	7139292	1	SOFT DOOR SECTION	
13	7139294	1	VELCRO KIT	
	7139295	1	VELCRO BRAND HOOK STRIP 1-1/2X10, ORANGE, (not shown)	
	7139296	3	VELCRO BRAND HOOK STRIP 2X10, ORANGE, (not shown)	



CAB

Figure 6-5 Wipers



PH5950



Figure 6-5 Wipers

Item	Part Number	Qty.	Description	Rev.
	8036056	1	FRONT WINDSHIELD WIPER ASSY, (includes items 1 thru 31)	
1	8035392	1	28 IN WIPER FLEX BLADE	
2	8035393	1	24 IN FLEX WIPER ARM ASSY, (includes items 3 thru 7)	
3	NSS	1	LOCKNUT	
4	NSS	1	SPRAYER NOZZLE	
5	NSS	1	BOLT	
6	NSS	3	HOSE CLIPS	
7	NSS	1	HOSE	
8	1001081310	1	WET ARM ADAPTOR	
9	8036100	1	FRONT WIPER MOTOR SPACER	
10	7029860	1	WIPER MOTOR ASSY, (includes items 11 thru 17)	
11	NSS	3	FLAT WASHER, 5/16	
12	NSS	3	HEX HD CAPSCREW, 1/4-28X1	
13	NSS	1	WIPER MOTOR BRACKET	
14	NSS	1	NUT	
15	8035409	1	CONNECTING LINK	
16	NSS	2	FLAT WASHER, 0.560X.251X.015	
17	NSS	2	SPRING CLIP	
18	8035411	1	WIPER ARM DRIVE	
19	8036099	1	WIPER SHAFT & PIVOT ASSY, (includes items 20 thru 26)	
20	NSS	1	RUBBER WASHER	
21	NSS	1	METAL WASHER	
22	NSS	1	HEX JAM NUT, 11/16-18	
23	NSS	1	RUBBER CAP	
24	NSS	1	KNURLED DRIVER	
25	NSS	1	LOCKWASHER, 3/8, (internal tooth)	
26	NSS	1	ACORN NUT, 1/4-28	
27	8034815	1	PANTO ADAPTER ASSY, (includes items 28 thru 30)	
28	NSS	1	GASKET	
29	NSS	1	LOCKWASHER, 1/4, (internal tooth)	
30	NSS	1	ACORN NUT, 1/4-28	
31	80384207	2	HEX HD CAPSCREW, 1/4-28X3/4	
32	8036070	1	WIPER HARNESS	
33	8035479	3	NUT, 1/4-20	
34	8035416	3	LOCKWASHER, 1/4	
35	1001111112	1	RESERVOIR WITH MOTOR	
36	8036072	1	WASHER HOSE CONNECTOR TEE	
37	8033075	1	WASHER HOSE, 120	
38	8584001	AR	TY-RAP	
39		Ref	FRONT WINDSHIELD WIPER SWITCH, (see Figure 10-3 for details)	
40		Ref	SKYLIGHT WINDSHIELD WIPER SWITCH, (see Figure 10-3 for details)	
41		Ref	WINDSHIELD WASHER SWITCH, (see Figure 10-3 for details)	
42	80264045	3	SCREW, 1/4-20X5/8	
	8036049	1	SKYLIGHT WIPER ASSY, (includes items 101 thru 109)	
101	8035492	1	SKYLIGHT WIPER MOTOR	
102	8035493	1	WIPER MOTOR COVER	
103	8035498	1	WIPER BLADE	
104	8035500	1	WIPER ARM	



CAB

Figure 6-5 Wipers (Continued)

Item	Part Number	Qty.	Description	Rev.
105	8035499	1	WET KIT	
106	1001081310	1	WET ARM ADAPTER	
107	8036102	2	MACHINE SCREW, #10-24X1-1/2	
108	8035496	1	PLASTIC CLAMP BLOCK	
109	8036103	1	WIPER MOUNT WELDMENT	

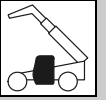


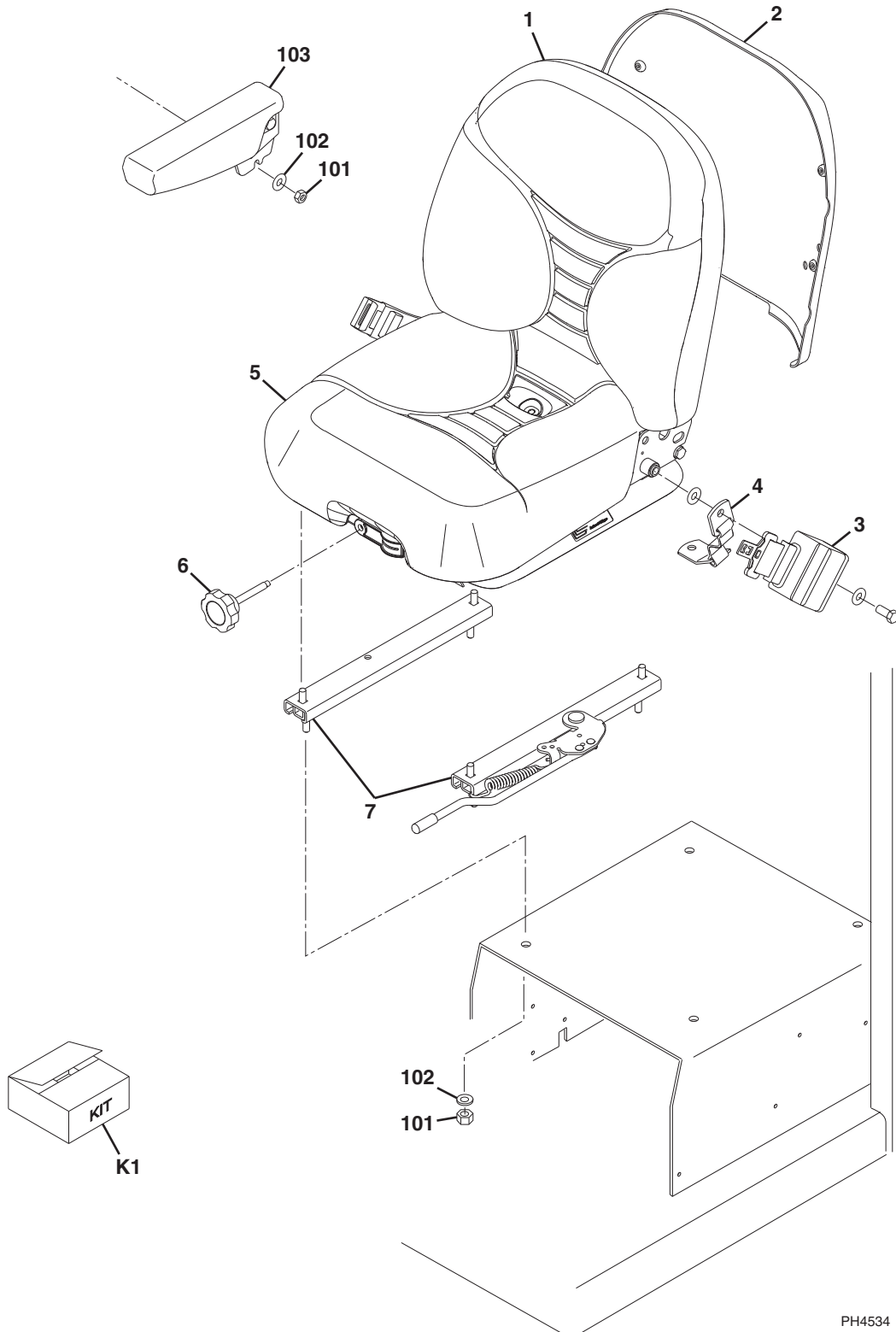
Figure 6-5 Wipers (Continued)

Item	Part Number	Qty.	Description	Rev.



CAB

Figure 6-6 Operators Seat



PH4534





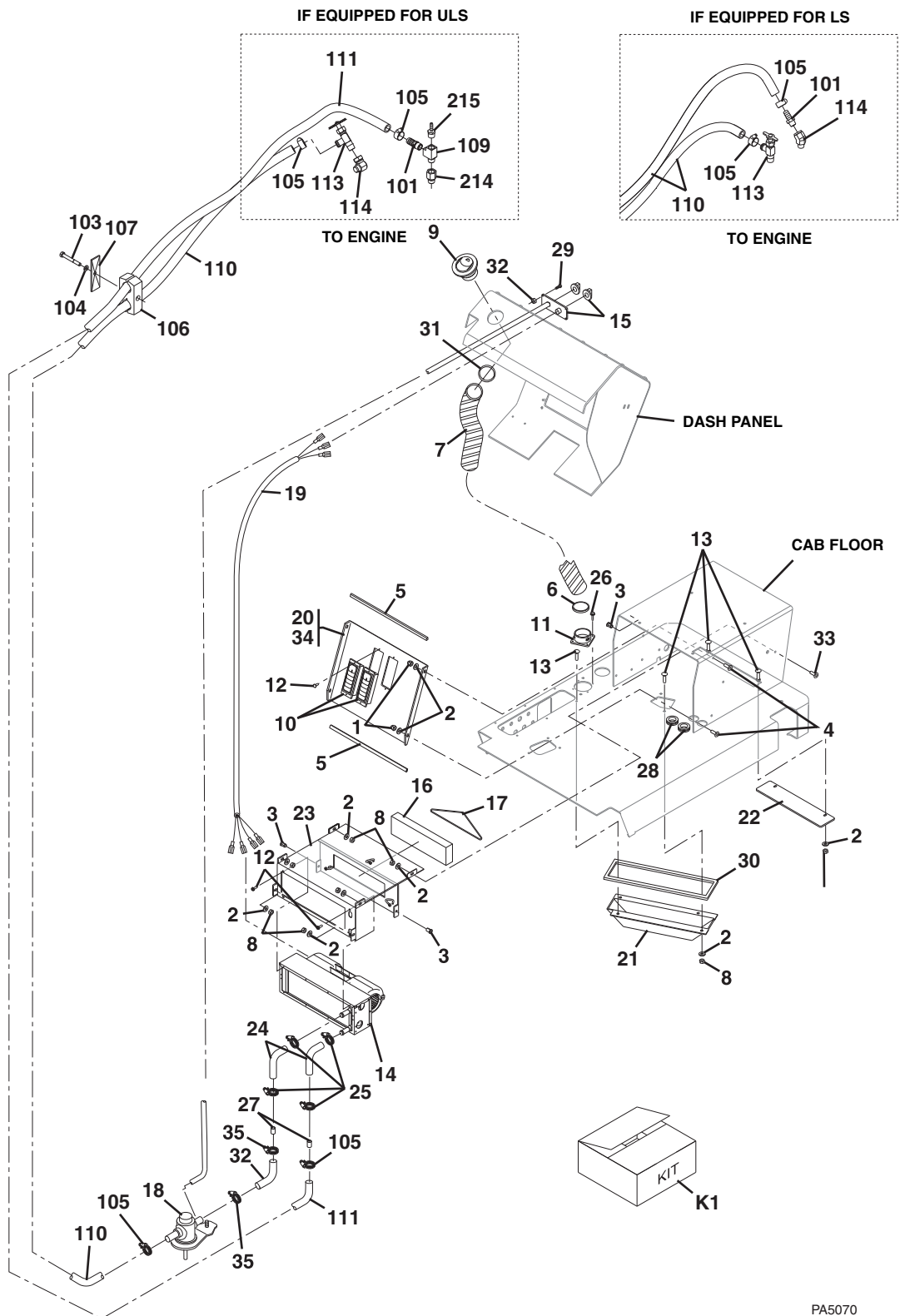
Figure 6-6 Operators Seat

Item	Part Number	Qty.	Description	Rev.
	1001101085	1	SUSPENSION SEAT, (includes items 1 thru 7)	B
1	7026900	1	BACK CUSHION KIT	
2	70023558	1	BACK PANEL KIT	
3	7026905	1	SEAT BELT KIT	
	91565064	1	SEAT BELT, 3IN, ( <b>California Only</b> ), (not included with 1001101085)	
4	7026906	1	TETHER KIT	
5	7026901	1	SEAT CUSHION KIT	
6	7026799	1	KNOB KIT	
7	7026798	1	SLIDE KIT	
8	70023040	1	SHOCK ABSORBER KIT, (not shown), (includes one shock absorber, two shock pins & two hex nuts)	
9	70023041	1	SPRING & SADDLE KIT, (not shown)	
10	70023890	1	BOOT KIT, (not shown)	
101	8305626	6	HEX LOCKNUT, 5/16-18	
102	8307106	6	PLAIN WASHER, 5/16	
103	7138858	1	ARM REST	
K1	70023139	1	SEAT BELT KIT, 3 IN, (includes female & retractor ends)	



CAB

Figure 6-7 Cab Heater



PA5070






Figure 6-7 Cab Heater

Item	Part Number	Qty.	Description	Rev.
	1001125837	1	CAB HEATER KIT, (includes items 1 thru 31, 38, 39 & 50 thru 53)	1
1	8035479	4	ACORN NUT, 1/4-20	
2	8035416	14	LOCKWASHER, 1/4 IDX.49 OD	
3	1001103509	4	HEX PILOT RIVNUT, 1/4-20X.305	
4	91344043	4	BOLT, 1/4-20X.625	
5	80364020	2	SLOT EDGE TRIM, 2.69	
6	8035406	2	WIDE NYLON TIE	
7	8036110	1	HOSE ASSY	
8	8035417	12	HEX NUT, 1/4-20, GR5	
9	8035402	1	4" ROUND LOUVER, WITH 2-1/2 COLLAR	
10	8035668	2	RECTANGULAR LOUVER, 49mmX121mm	
11	8035431	1	HOSE ADAPTER, 2-1/2	
12	1001081073	8	PAN HEAD SELF TAPPING SCREW, #8-15X1/2	
13	8036112	6	CARRIAGE BOLT, 1/4-20X1	
14	1001125774	1	HEATER	B
15	8036114	1	PANEL/CABLE HEATER CONTROL	
	8036388	2	POSITIONING KNOB, (includes set screw & brass insert)	
16	1001081375	1	AIR FILTER	
17	1001081376	1	RUBBER O-RING	
18	1001081045	1	HEATER WATER VALVE	
19	8036118	1	HEATER WIRE HARNESS	
20	8036119	1	HEATER LOUVER PANEL	
21	8036120	1	HEATER DUCT	
22	8036121	1	FILTER ACCESS PLATE	
23	8036122	1	HEATER MOUNT WELDMENT	
24	8036124	2	RUBBER HOSE, 90 DEGREES	
25	1001081072	4	HOSE CLAMP, 1/2X1-1/4	
26	91404298	4	POP RIVET	
27	1001081046	2	COPPER SPLICE, 5/8 HEATER HOSE	
28	1001081049	2	SPLIT RUBBER GROMMET	
29	8036128	4	SCREW, #6-32X1/2	
30	8035599	1	FOAM, 0.25X.5X1	
31	8405202	1	CLAMP	
32	8036129	4	NYLOCK NUT, #6-32	
33	8033856	8	SCREW, 1/4-20X3/4	
34	7139301	2	FOAM, 1/16X1/2X28	
	1001122289	Ref	CAB HEATER HOSE INSTALLATION, (if equipped for ULS), (not available to order, see items 101 thru 114 for service)	C
	1001100221	Ref	CAB HEATER HOSE INSTALLATION, (if equipped for LS), (not available to order, see items 101 thru 114 for service)	D
101	2180535	1	HOSE BARB FITTING, (if equipped for ULS)	
	2220806	1	HOSE BARB FITTING, (if equipped for LS)	
103	8303757	1	HEX HD CAPSCREW, 5/16-18X2-1/2, GR5	
104	8307004	1	LOCKWASHER, 5/16	
105	8405007	4	GEAR CLAMP, 1.25 DIA MAX	
106	8750024	1	CLAMP SET	
107	8750025	1	COVER PLATE	
109	86983651	1	STREET TEE, 3/8X3/8, (if equipped for ULS)	

**CAB****Figure 6-7 Cab Heater (Continued)**

<b>Item</b>	<b>Part Number</b>	<b>Qty.</b>	<b>Description</b>	<b>Rev.</b>
110	1001100225	1	CAB HEATER HOSE, (if equipped for ULS)	
	1001100225	2	CAB HEATER HOSE, (if equipped for LS)	
111	1001122559	1	CAB HEATER HOSE, (if equipped for ULS)	
113	8360005	1	SHUT OFF VALVE	
114	1001133874	1	ELBOW, 90 DEGREES, (if equipped for ULS)	
	1001120819	1	ELBOW, 90 DEGREES, (if equipped for LS)	
214		Ref	STRAIGHT ADAPTER, (see Figure 4-4 for details)	
215		Ref	HOSE BARB COUPLING, (see Figure 4-4 for details)	
K1	7148100	1	FIELD INSTALLATION HEATER KIT, (includes items 1 thru 31, 38, 39 & 50 thru 53)	

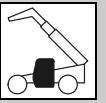


Figure 6-7 Cab Heater (Continued)

Item	Part Number	Qty.	Description	Rev.



**CAB**

**This Page Intentionally Left Blank**

# SECTION 7 CONTROLS

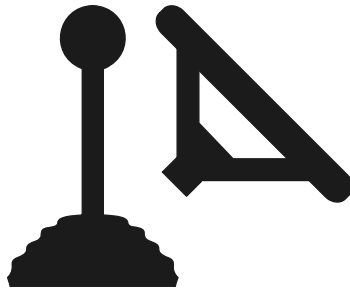
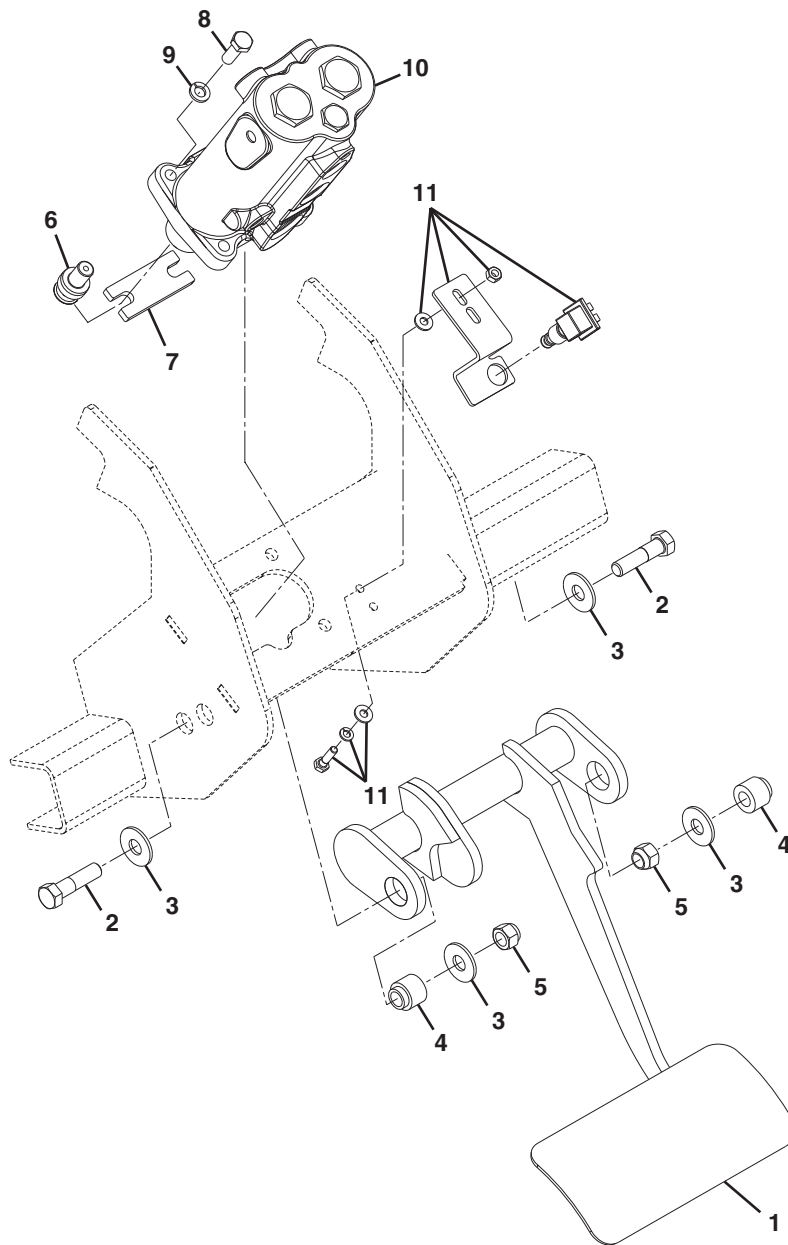




Figure 7-1 Brake



PH5280



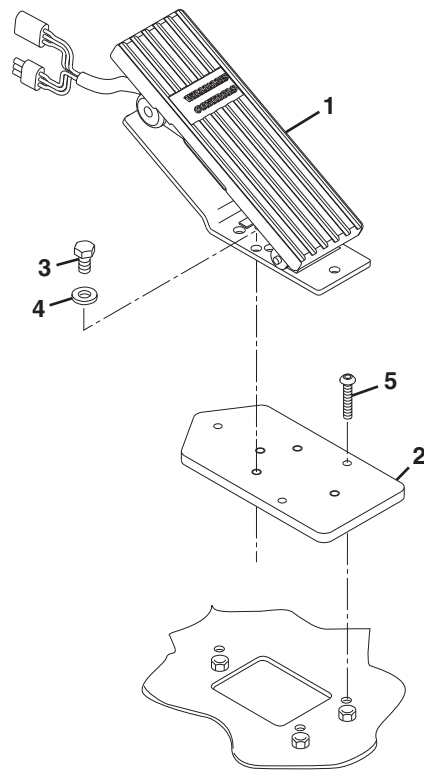
Figure 7-1 Brake

Item	Part Number	Qty.	Description	Rev.
1	1001103113	1	BRAKE PEDAL	
2	8303658	2	HEX HD CAPSCREW, 1/2-13X2, GR5	
3	8307206	4	FLAT WASHER, 1/2	
4	7129521	2	BRAKE PEDAL PIVOT	
5	8305644	2	HEX LOCKNUT, 1/2-13	
6	91513180	2	ACTUATOR	
7	91511145	1	TIE BAR	
8	8303755	4	HEX HD CAPSCREW, M10X30mm, GR8.8	
9	8307023	4	LOCK WASHER, M10	
10		Ref	BRAKE VALVE, (see Figure 9-13 for details)	
11		Ref	MOMENTARY BRAKE LIGHT SWITCH, (see Figure 10-2 for details)	



# CONTROLS

## Figure 7-2 Accelerator



PH5290



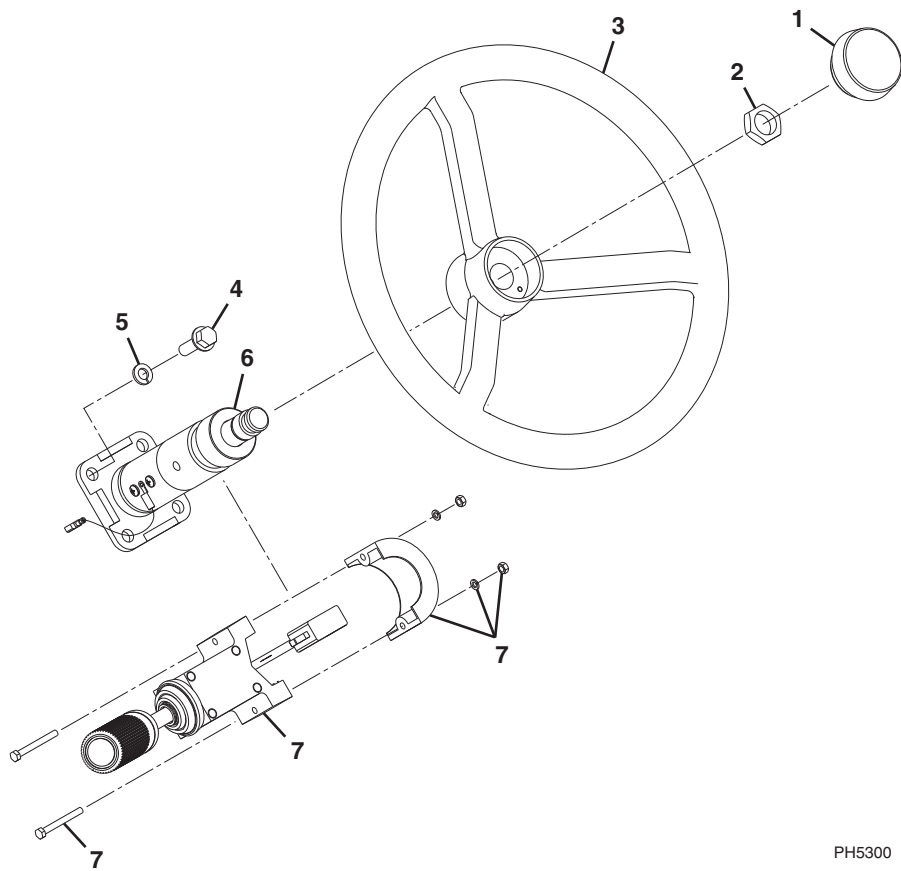


Figure 7-2 Accelerator

Item	Part Number	Qty.	Description	Rev.
	1001129813	1	THROTTLE PEDAL ADAPTOR ASSY, (includes items 1 thru 5)	A
1	1001129870	1	THROTTLE PEDAL, (accelerator)	
2	3576442	1	THROTTLE ADAPTOR PLATE	
3	8303745	4	HEX HD CAPSCREW, 5/16-18X5/8, GR5	
4	8307106	4	PLAIN WASHER, 5/16	
5	8310725	3	BUTTON HEAD CAPSCREW, 1/4-20X1-1/4	



Figure 7-3 Steering Column



PH5300



Figure 7-3 Steering Column

Item	Part Number	Qty.	Description	Rev.
1	7138878	1	STEERING WHEEL CAP WITH HORN SWITCH	
2	8305916	1	STEERING COLUMN NUT, (torque to 50 lb-ft/68 Nm)	
3	7138836	1	STEERING WHEEL	
4	8303534	4	FLANGE HD CAPSCREW, #10-16X1-1/4, (torque to 13 lb-ft/18 Nm)	
5	8307005	4	LOCKWASHER, 3/8	
6	7138833	1	STEERING COLUMN	
	7029367	1	HORN BRUSH KIT	
7	1600429	1	TRANSMISSION RANGE SELECTOR SHIFTER, (includes mounting hardware), (torque to 25 in-lb/2.8 Nm)	



Figure 7-4 Boom Control

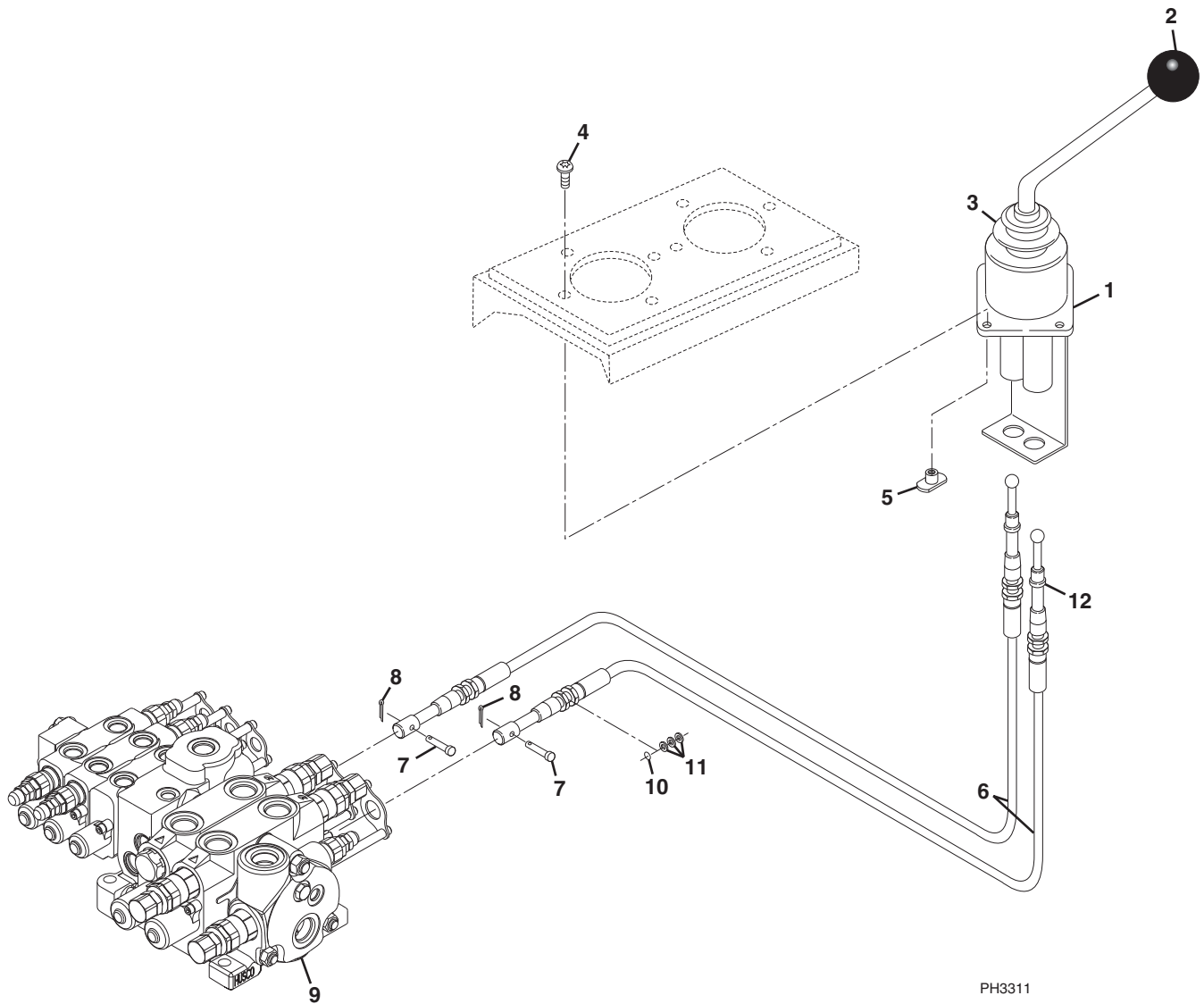




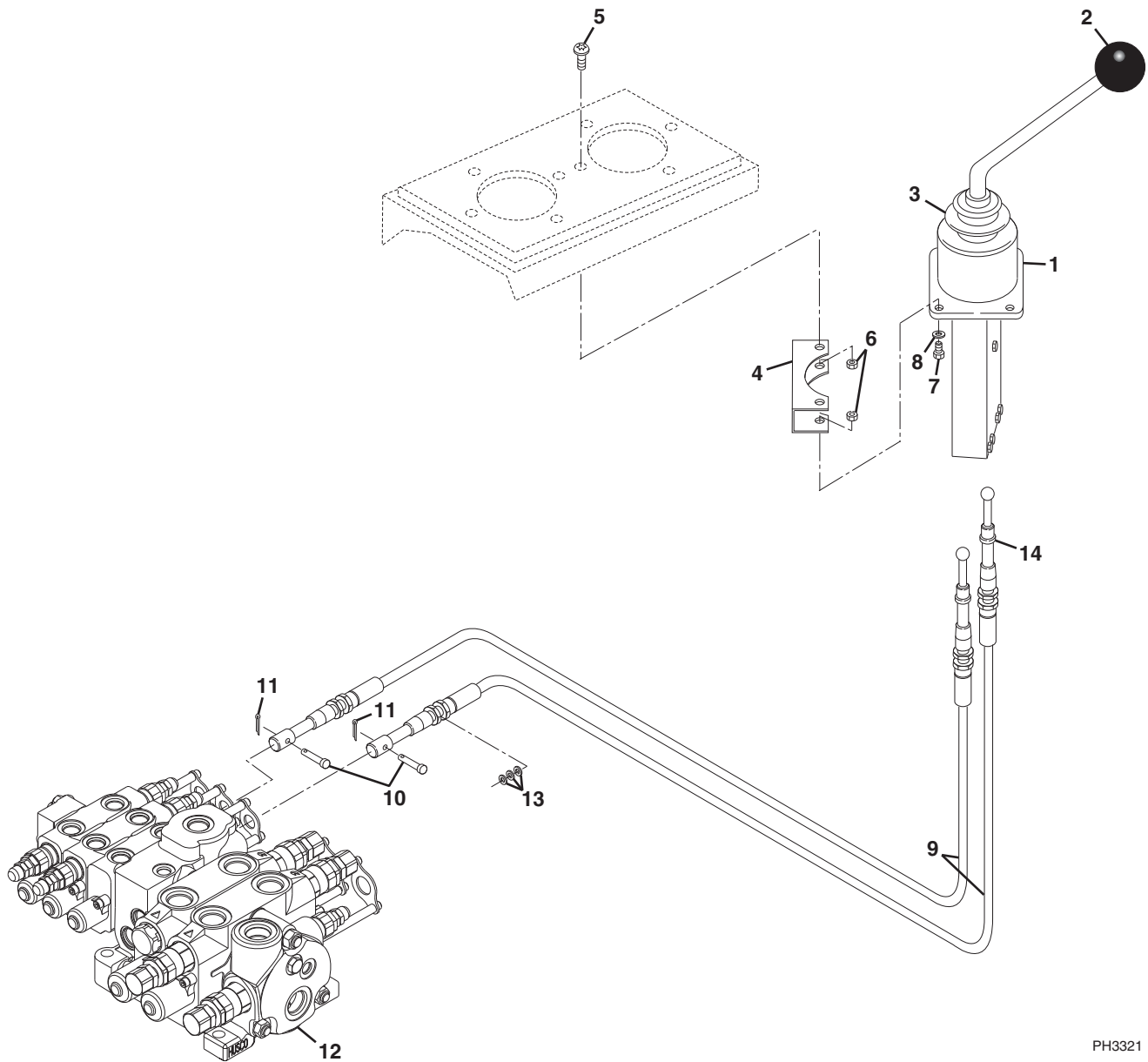
Figure 7-4 Boom Control

Item	Part Number	Qty.	Description	Rev.
1	8224045	1	JOYSTICK WITH GATE, (includes items 2 & 3)	AB
2	8580110	1	KNOB	
3	8160419	1	BOOT	
4	8310143	4	TRUSS HD CAPSCREW, 1/4X1	
5	8310144	4	PROP TEE NUT	
6	1001132551	2	CONTROL CABLE	
7	8301443	2	CLEVIS PIN, 3/16X1	
8	8302470	2	HAIR PIN, 3/32	
9		Ref	MAIN CONTROL VALVE, (see Figure 9-9 for details)	
10	8630021	2	O-RING	
11	4812300	6	FLAT WASHER, M16	
12	0100011	AR	LOCTITE® 242™, (apply to item 6)	



# CONTROLS

Figure 7-5 Frame Level & Attachment Tilt Control



PH3321



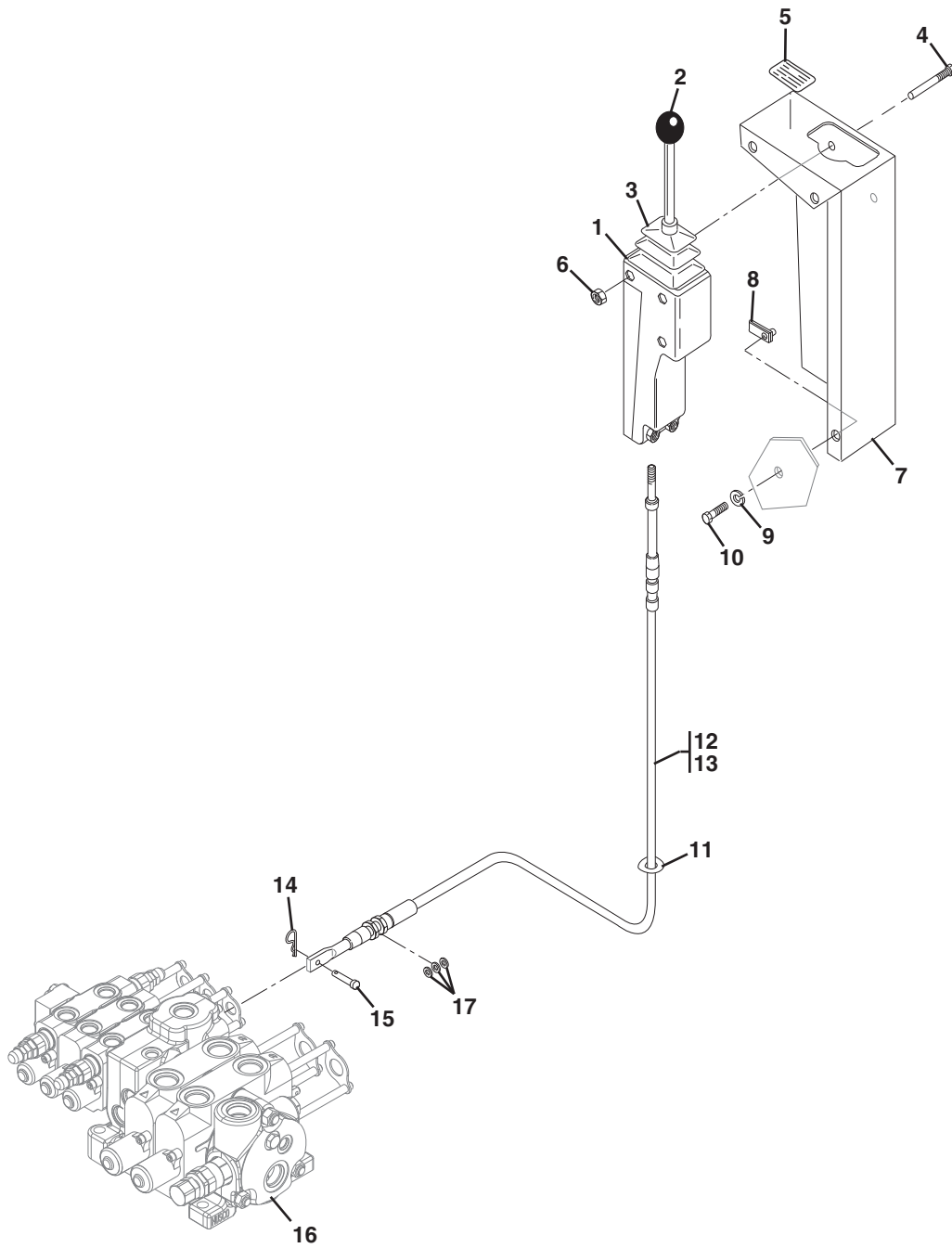
Figure 7-5 Frame Level &amp; Attachment Tilt Control

Item	Part Number	Qty.	Description	Rev.
1	8224047	1	JOYSTICK WITH GATE, (includes items 2 & 3)	AB
2	8580110	1	KNOB	
3	8160419	1	BOOT	
4	7098142	2	SPACER	
5	88261017	4	HEX HD CAPSCREW, 1/4-20X7/8	
6	8310001	8	HEX NUT, 1/4-20	
7	8303540	4	HEX HD CAPSCREW, 1/4X1	
8	8307109	4	FLAT WASHER, 1/4	
9	1001132552	2	CONTROL CABLE	
10	8301443	2	CLEVIS PIN, 3/16X1	
11	8302470	2	HAIR PIN, 3/32	
12		Ref	MAIN CONTROL VALVE, (see Figure 9-9 for details)	
13	4812300	6	FLAT WASHER, M16	
14	0100011	AR	LOCTITE® 242™, (apply to item 9)	



# CONTROLS

## Figure 7-6 Auxiliary Control



PA3111





Figure 7-6 Auxiliary Control

Item	Part Number	Qty.	Description	Rev.
1	8160406	1	CONTROLLER, (includes items 2 & 3)	AB
2	8580110	1	KNOB	
3	8160418	1	BOOT	
4	8303758	2	HEX HD CAPSCREW, 1/4-20X2	
5	4105621	1	AUXILIARY CONTROL DECAL	
6	8305004	2	HEX NUT, 1/4-20	
7	7091323	1	CONTROLLER SUPPORT	
8	8305906	3	RETAINING NUT, 5/16-18	
9	8307004	3	LOCKWASHER, 5/16	
10	8303697	3	HEX HD CAPSCREW, 5/16-18X3/4	
11	7125871	AR	CONDUIT, 1/2X8	
12	8024023	1	AUXILIARY HYDRAULICS CONTROL CABLE ASSY, (includes items 13 thru 15)	
13	8160078	1	CONTROL CABLE	
14	8302470	1	HAIR PIN	
15	8301443	1	CLEVIS PIN	
16		Ref	MAIN CONTROL VALVE, (see Figure 9-9 for details)	
17	4812300	3	FLAT WASHER, M16	

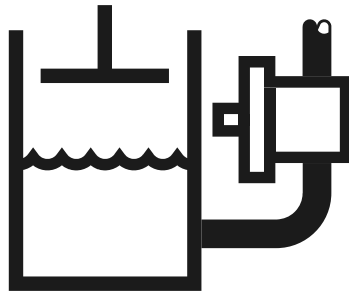


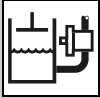
## CONTROLS

**This Page Intentionally Left Blank**

# SECTION 8

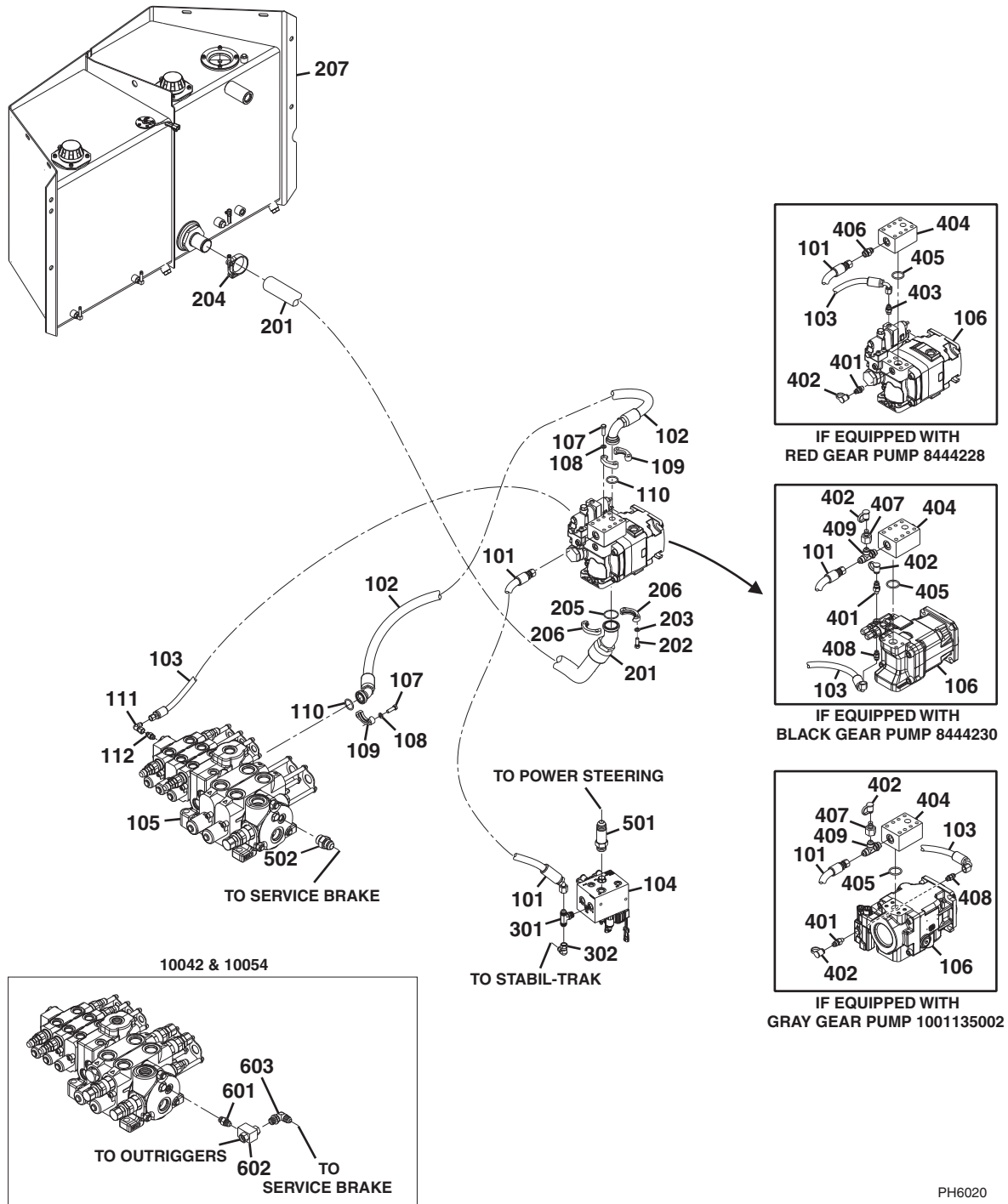
## HYDRAULIC CIRCUITS





# HYDRAULIC CIRCUITS

## Figure 8-1 Supply Circuit



PH6020

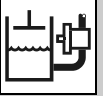
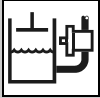


Figure 8-1 Supply Circuit

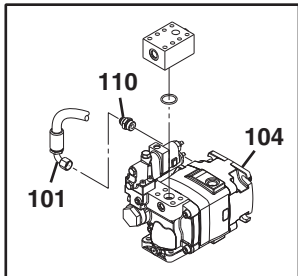
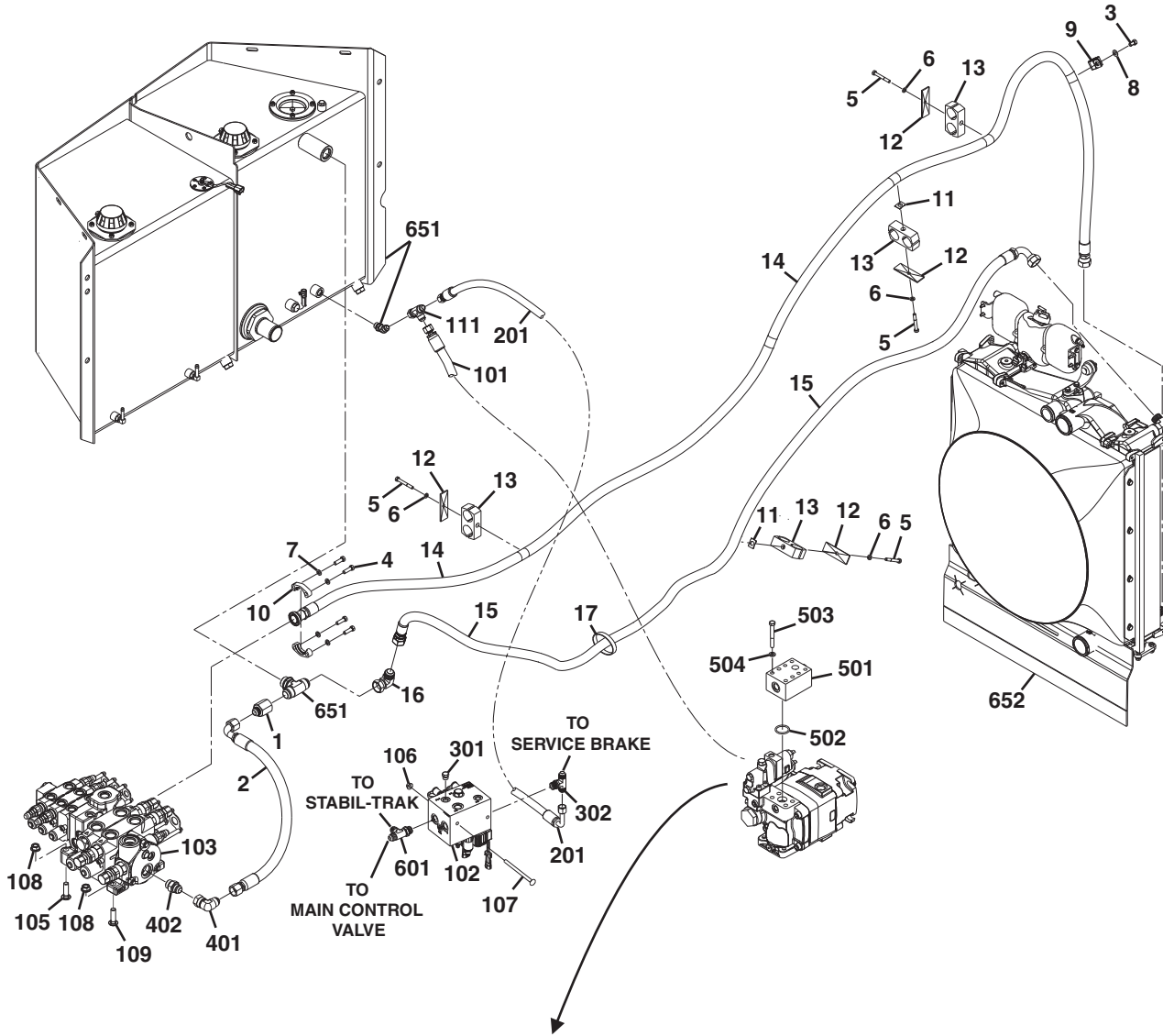
Item	Part Number	Qty.	Description	Rev.
101	2716690	1	HOSE ASSY	
102	2716750	1	HOSE ASSY	
103	2716668	1	HOSE ASSY	
104		Ref	SECONDARY FUNCTION MANIFOLD, (see Figure 9-12 for details)	
105		Ref	MAIN CONTROL VALVE, (see Figure 9-9 for details)	
106		Ref	GEAR PUMP, (see Figure 9-10 for details)	
107	8303675	8	HEX HD CAPSCREW, 3/8-16X1-1/4, GR5	
108	8307005	8	LOCKWASHER, 3/8	
109	8530030	4	FLANGE HALF	
110	8640123	2	O-RING	
111	8760268	1	ELBOW, 90 DEGREE	
112	2220371	1	CONNECTOR, (includes o-ring)	
201	2716808	1	HOSE ASSY	
202	8303626	4	HEX HD CAPSCREW, 1/2-13X1-1/2, GR5, (torque to 60 lb-ft/81 Nm)	
203	8307007	4	LOCKWASHER, 1/2	
204	8405209	1	T-BOLT CLAMP	
205	8640208	1	O-RING	
206	8546407	2	FLANGE HALF, <b>(8042 &amp; 10054)</b>	
	7138804	2	FLANGE HALF, <b>(10042)</b>	
207		Ref	HYDRAULIC RESERVOIR, (see Figure 9-11 for details)	
301	2220999	1	MALE BRANCH TEE, (includes o-ring)	
302	8765204	1	ELBOW, 90 DEGREES, (swivel nut)	
401	8430043	1	CONNECTOR, (includes o-ring), <b>(if equipped with red gear pump 8444228)</b>	
	8430033	1	CONNECTOR, (includes o-ring), <b>(if equipped with black gear pump 8444230 or gray gear pump 1001135002)</b>	
402	8430032	1	DUST CAP, <b>(if equipped with red gear pump 8444228)</b>	
	8430032	2	DUST CAP, <b>(if equipped with black gear pump 8444230 or gray gear pump 1001135002)</b>	
403	2220371	1	CONNECTOR, (includes o-ring), <b>(if equipped with red gear pump 8444228)</b>	
404	1001103144	1	CHECK VALVE, 125 PSI	
405	8640123	1	O-RING	
406	2220373	1	CONNECTOR, (includes o-ring), <b>(if equipped with red gear pump 8444228)</b>	
407	8430037	1	DIAGNOSTIC NIPPLE, 1/8 BODY, <b>(if equipped with black gear pump 8444230 or gray gear pump 1001135002)</b>	
408	2220603	1	STRAIGHT CONNECTOR, (includes o-ring), <b>(if equipped with black gear pump 8444230 or gray gear pump 1001135002)</b>	
409	2220602	1	TEE FITTING, (includes o-ring), <b>(if equipped with black gear pump 8444230 or gray gear pump 1001135002)</b>	
501	2220381	1	CONNECTOR, (includes o-ring)	
502	2220371	1	STRAIGHT CONNECTOR, (includes o-ring), <b>(8042)</b>	
601	8770152	1	UNION, (includes o-ring), <b>(10042 &amp; 10054)</b>	
602	8902175	1	SHUTTLE VALVE, <b>(10042 &amp; 10054)</b>	
603	2220473	1	ELBOW, 90 DEGREES, (includes o-ring), <b>(10042 &amp; 10054)</b>	



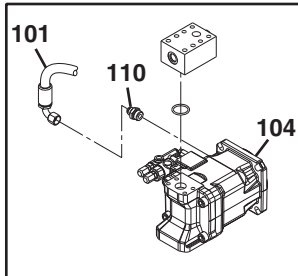
# HYDRAULIC CIRCUITS

## Figure 8-2 Dump Circuit

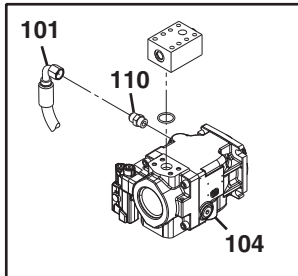
IF EQUIPPED FOR ULS



IF EQUIPPED WITH RED GEAR PUMP 8444228



IF EQUIPPED WITH BLACK GEAR PUMP 8444230



IF EQUIPPED WITH GRAY GEAR PUMP 1001135002

Ph6011

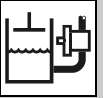
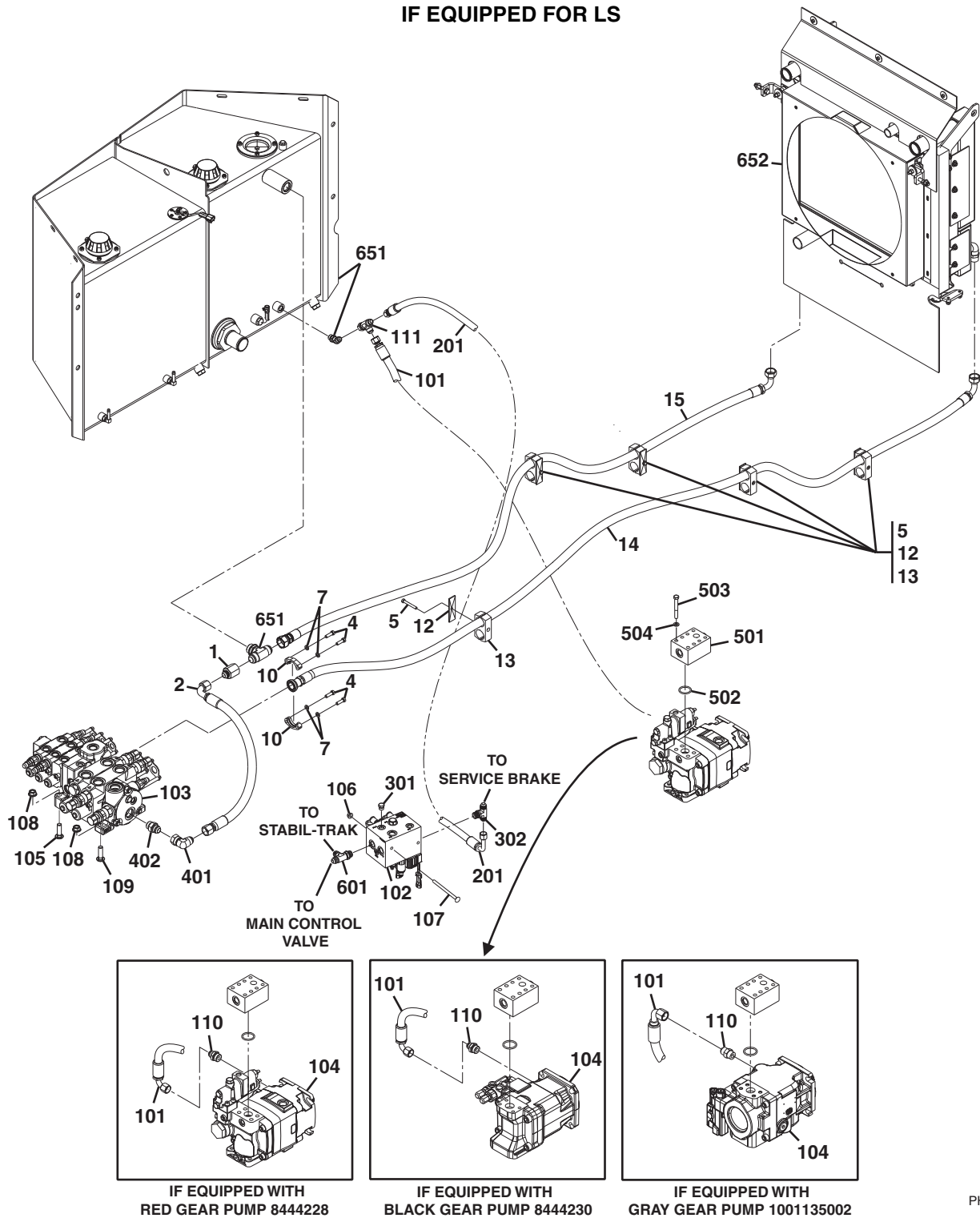
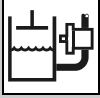


Figure 8-2 Dump Circuit (Continued)



PH6100



## HYDRAULIC CIRCUITS

Figure 8-2 Dump Circuit

Item	Part Number	Qty.	Description	Rev.
	1001125134	Ref	COOLER PLUMBING INSTALLATION, <b>(if equipped for ULS)</b> , (not available to order, see items 1 thru 17 for service)	E
	1001131524	Ref	COOLER PLUMBING INSTALLATION, <b>(if equipped for LS)</b> , (not available to order, see items 1, 2, 4 thru 7, 10 & 12 thru 15 for service)	B
1	2220710	1	CONNECTOR	
2	2716694	1	HOSE ASSY	
3	0641605	1	HEX HD CAPSCREW, 3/8-16X5/8, <b>(if equipped for ULS)</b>	
4	8303675	4	HEX HD CAPSCREW, 3/8-16X1-1/4, GR5	
5	8303757	4	HEX HD CAPSCREW, 5/16-18X2-1/2, GR5, <b>(if equipped for ULS)</b>	
	8303757	5	HEX HD CAPSCREW, 5/16-18X2-1/2, GR5, <b>(if equipped for LS)</b>	
6	8307004	4	LOCKWASHER, 5/16, <b>(if equipped for ULS)</b>	
	8307004	5	LOCKWASHER, 5/16, <b>(if equipped for LS)</b>	
7	8307005	4	LOCKWASHER, 3/8	
8	4711600	1	WASHER, 3/8, <b>(if equipped for ULS)</b>	
9	8406302	1	HOSE CLAMP, 1-1/4, <b>(if equipped for ULS)</b>	
10	8530030	2	FLANGE HALF	
11	8750017	2	TWIN CLAMP LOCKING PLATE, <b>(if equipped for ULS)</b>	
12	8750025	4	TWIN COVER PLATE, <b>(if equipped for ULS)</b>	
	8750025	5	TWIN COVER PLATE, <b>(if equipped for LS)</b>	
13	8750040	4	TWIN CLAMP SET, <b>(if equipped for ULS)</b>	
	8750040	5	TWIN CLAMP SET, <b>(if equipped for LS)</b>	
14	1001125236	1	HOSE ASSY, <b>(if equipped for ULS)</b>	
	1001132547	1	HOSE ASSY, <b>(if equipped for LS)</b>	
15	1001125237	1	HOSE ASSY, <b>(if equipped for ULS)</b>	
	1001132548	1	HOSE ASSY, <b>(if equipped for LS)</b>	
16	2220878	1	ELBOW, 90 DEGREES, (includes o-ring), <b>(if equipped for ULS)</b>	
17	8584007	AR	TIE WRAP, <b>(if equipped for ULS)</b>	
101	2717291	1	HOSE ASSY, <b>(if equipped with red gear pump 8444228 or black gear pump 8444230)</b>	
	1001135055	1	HOSE ASSY, <b>(if equipped with gray gear pump 1001135002)</b>	
102		Ref	SECONDARY FUNCTION MANIFOLD, (see Figure 9-12 for details)	
103		Ref	MAIN CONTROL VALVE, (see Figure 9-9 for details)	
104		Ref	GEAR PUMP, (see Figure 9-10 for details)	
105	8310337	1	CARRIAGE BOLT, 1/2-13X2-1/2	
106	8310420	2	FLANGE NUT, 5/16-18	
107	8310477	2	CARRIAGE BOLT, 5/16-18X2-1/4, GR2	
108	8310523	3	HEX FLANGE NUT, 1/2-13	
109	8310524	2	CARRIAGE BOLT, 1/2-13X1-3/4	
110	8760108	1	CONNECTOR, (includes o-ring), <b>(if equipped with red gear pump 8444228)</b>	
	2220374	1	STRAIGHT FITTING, (includes o-ring), <b>(if equipped with black gear pump 8444230)</b>	
	2220947	1	STRAIGHT FITTING, (includes o-ring), <b>(if equipped with gray gear pump 1001135002)</b>	
111	2220385	1	TEE FITTING, (includes o-ring)	
201	2716663	1	HOSE ASSY	
301	2220237	1	PLUG	
302	2220999	1	BRANCH TEE, (includes o-ring)	
401	2220655	1	ELBOW, 90 DEGREE	
402	8770173	1	CHECK VALVE, 65 PSI	



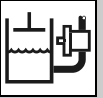


Figure 8-2 Dump Circuit (Continued)

Item	Part Number	Qty.	Description	Rev.
501		Ref	CHECK VALVE, 125 PSI, (see Figure 8-1 for details)	
502		Ref	O-RING, (see Figure 8-1 for details)	
503	8303704	4	HEX HD CAPSCREW, 3/8-16X3, GR5	
504	8307005	4	LOCKWASHER, 3/8	
601	2220602	1	MALE RUN TEE, (includes o-ring)	
651		Ref	HYDRAULIC RESERVOIR, (see Figure 9-11 for details)	
652		Ref	RADIATOR, (see Figure 4-4 for details)	

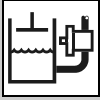
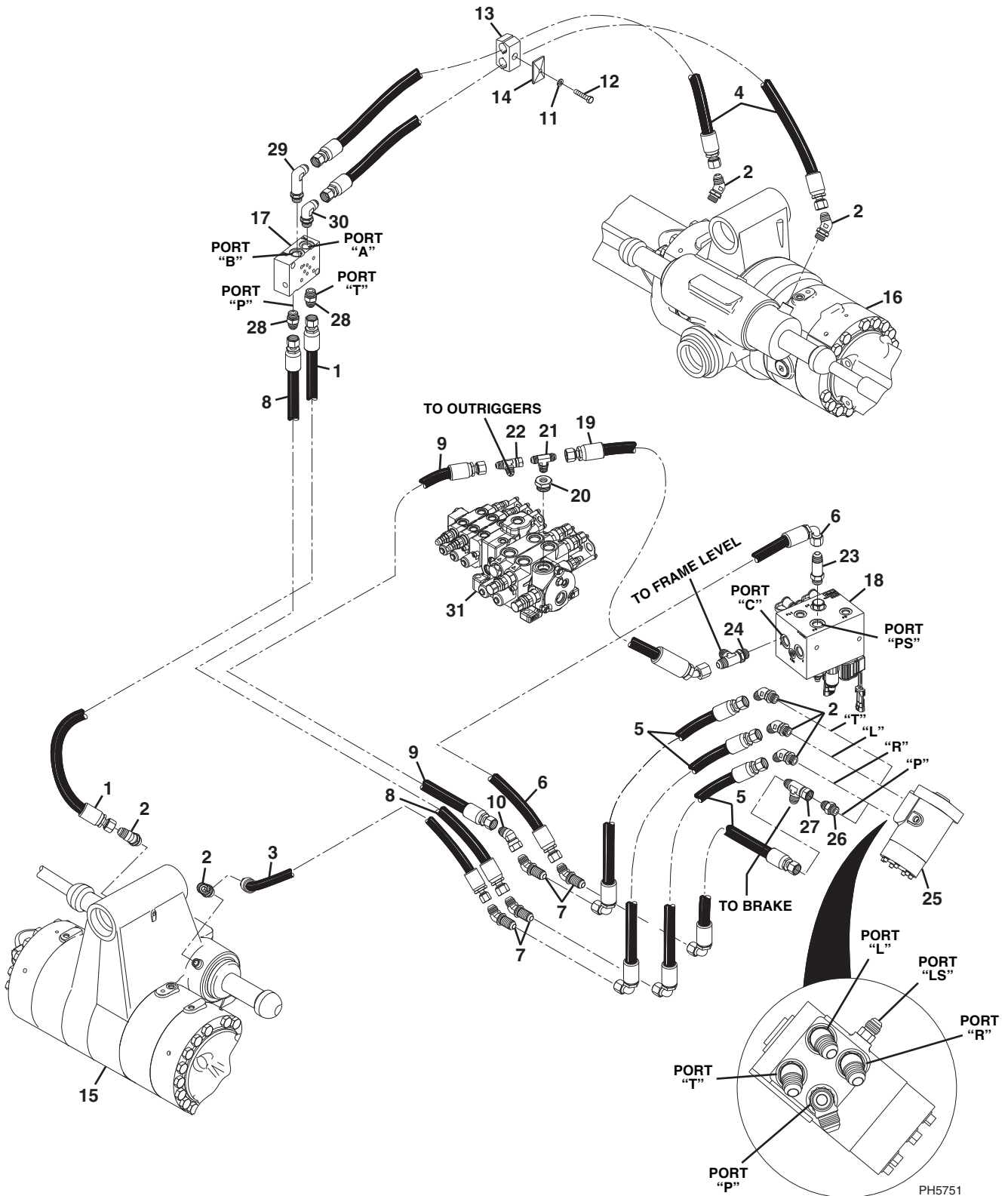


Figure 8-3 Steer Select Circuit



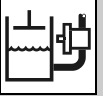
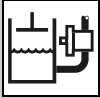


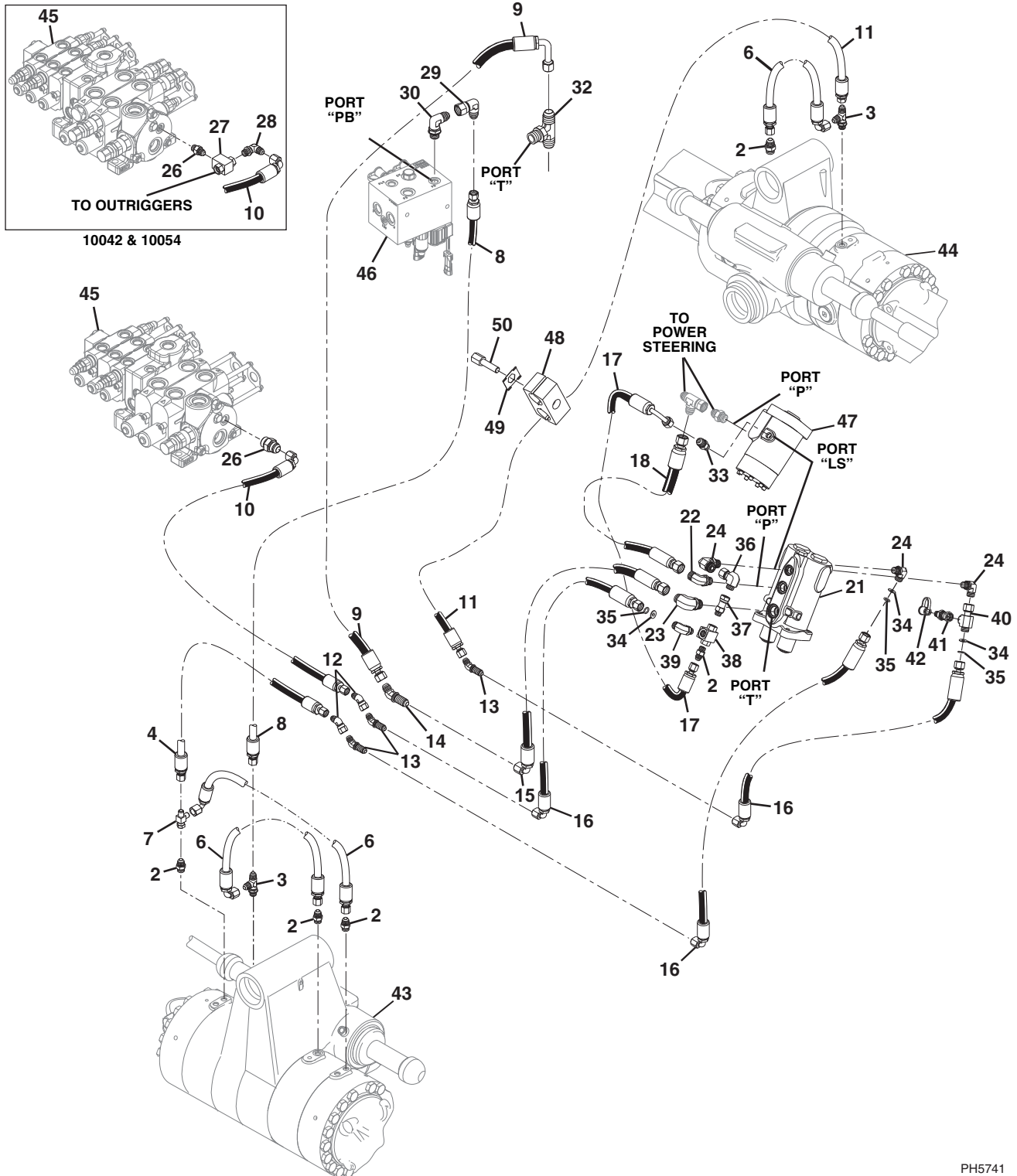
Figure 8-3 Steer Select Circuit

Item	Part Number	Qty.	Description	Rev.
1	2716672	1	HOSE ASSY	
2	2220500	7	ELBOW, 45 DEGREES, (includes o-ring)	
3	2716708	1	HOSE ASSY	
4	2716673	2	HOSE ASSY	
5	2716696	4	HOSE ASSY	
6	2716706	1	HOSE ASSY	
7	8760237	4	BULKHEAD ELBOW, 45 DEGREES	
8	2716671	1	HOSE ASSY	
9	2716705	1	HOSE ASSY	
10	2220683	1	ELBOW, 45 DEGREES, (swivel nut)	
11	8307004	1	LOCKWASHER, 5/16	
12	8310009	1	HEX HD CAPSCREW, 5/16-18X2, GR5	
13	8750016	1	CLAMP SET	
14	8769128	1	COVER PLATE	
15		Ref	FRONT AXLE, (see Figure 5-2 for details)	
16		Ref	REAR AXLE, (see Figure 5-10 for details)	
17		Ref	STEER SELECT VALVE, (see Figure 9-12 for details)	
18		Ref	SECONDARY FUNCTION MANIFOLD, (see Figure 9-12 for details)	
19	2716661	1	HOSE ASSY	
20	2220833	1	REDUCER, (includes o-ring)	
21	2220999	1	MALE BRANCH TEE, (includes o-ring)	
22	2220385	1	FEMALE RUN TEE, (swivel nut), <b>(10042 &amp; 10054)</b>	
23		Ref	CONNECTOR, (includes o-ring), (see Figure 8-1 for details)	
24		Ref	MALE RUN TEE, (includes o-ring), (see Figure 8-2 for details)	
25	1001146563	1	STEERING UNIT	
26	8760140	1	MALE TUBE END WITH INLET CHECK CONNECTOR, 8-8	
27	2220385	1	FEMALE RUN TEE, (swivel nut)	
28	2220373	2	STRAIGHT CONNECTOR, (includes o-ring)	
29	2220474	1	ELBOW, 90 DEGREES, (includes o-ring)	
30	2220596	1	ELBOW, 90 DEGREES, (includes o-ring)	
31		Ref	MAIN CONTROL VALVE, (see Figure 9-9 for details)	



# HYDRAULIC CIRCUITS

## Figure 8-4 Service Brake Circuit



PH5741

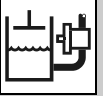


Figure 8-4 Service Brake Circuit

Item	Part Number	Qty.	Description	Rev.
2	2220371	5	STRAIGHT CONNECTOR	
3	2220606	2	MALE RUN TEE	
4	2716707	1	HOSE ASSY	
6	2716670	3	HOSE ASSY	
7	2220635	1	FEMALE SWIVEL RUN TEE	
8	2716660	1	HOSE ASSY	
9	2754753	1	HOSE ASSY	
10	2716703	1	HOSE ASSY	
11	2716701	1	HOSE ASSY	
12	2220657	2	ELBOW, 45 DEGREES, (swivel nut)	
13	8770189	3	BULKHEAD ELBOW, 45 DEGREES	
14	2230035	1	BULKHEAD ELBOW, 45 DEGREES	
15	2754736	1	HOSE ASSY	
16	2716699	3	HOSE ASSY	
17	2716700	1	HOSE ASSY	
18	2716695	1	HOSE ASSY	
	1001103623	1	BRAKE VALVE ASSY, (includes items 21 thru 24)	
21		Ref	BRAKE VALVE, (see Figure 9-13 for details)	
22	8770120	1	ELBOW, 90 DEGREES	
23	8770175	1	ELBOW, 90 DEGREES	
24	8770109	3	ELBOW, 90 DEGREES	
26		Ref	UNION, (includes o-ring), (see Figure 8-1 for details)	
27		Ref	SHUTTLE VALVE, (see Figure 8-1 for details)	
28		Ref	ELBOW, 90 DEGREES, (includes o-ring), (see Figure 8-1 for details)	
29	8760268	1	ELBOW, 90 DEGREES, (swivel nut)	
30	2220473	1	ELBOW, 90 DEGREES, (includes o-ring)	
32		Ref	BRANCH TEE, (includes o-ring), (see Figure 8-2 for details)	
33	2220603	1	STRAIGHT CONNECTOR	
34	7139212	3	ORIFICE DISK	
35	8630003	3	O-RING	
36	2172106	1	ELBOW, 90 DEGREES, (swivel nut)	
37	2221123	1	SWIVEL CONNECTOR	
38	8902175	1	SHUTTLE VALVE	
39	2130606	1	ELBOW, 90 DEGREES	
40	2170706	1	SWIVEL RUN TEE	
41	8430081	1	SWIVEL NIPPLE, 1/8 BODY	
42	8430032	1	DUST PLUG	
43		Ref	FRONT AXLE, (see Figure 5-2 for details)	
44		Ref	REAR AXLE, (see Figure 5-10 for details)	
45		Ref	MAIN CONTROL VALVE, (see Figure 9-9 for details)	
46		Ref	SECONDARY FUNCTION MANIFOLD, (see Figure 9-12 for details)	
47		Ref	STEERING UNIT, (see Figure 8-3 for details)	
48	8750016	1	CLAMP SET	
49	8750017	1	LOCKING PLATE	
50	8750012	1	STACKING BOLT	

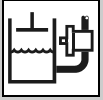
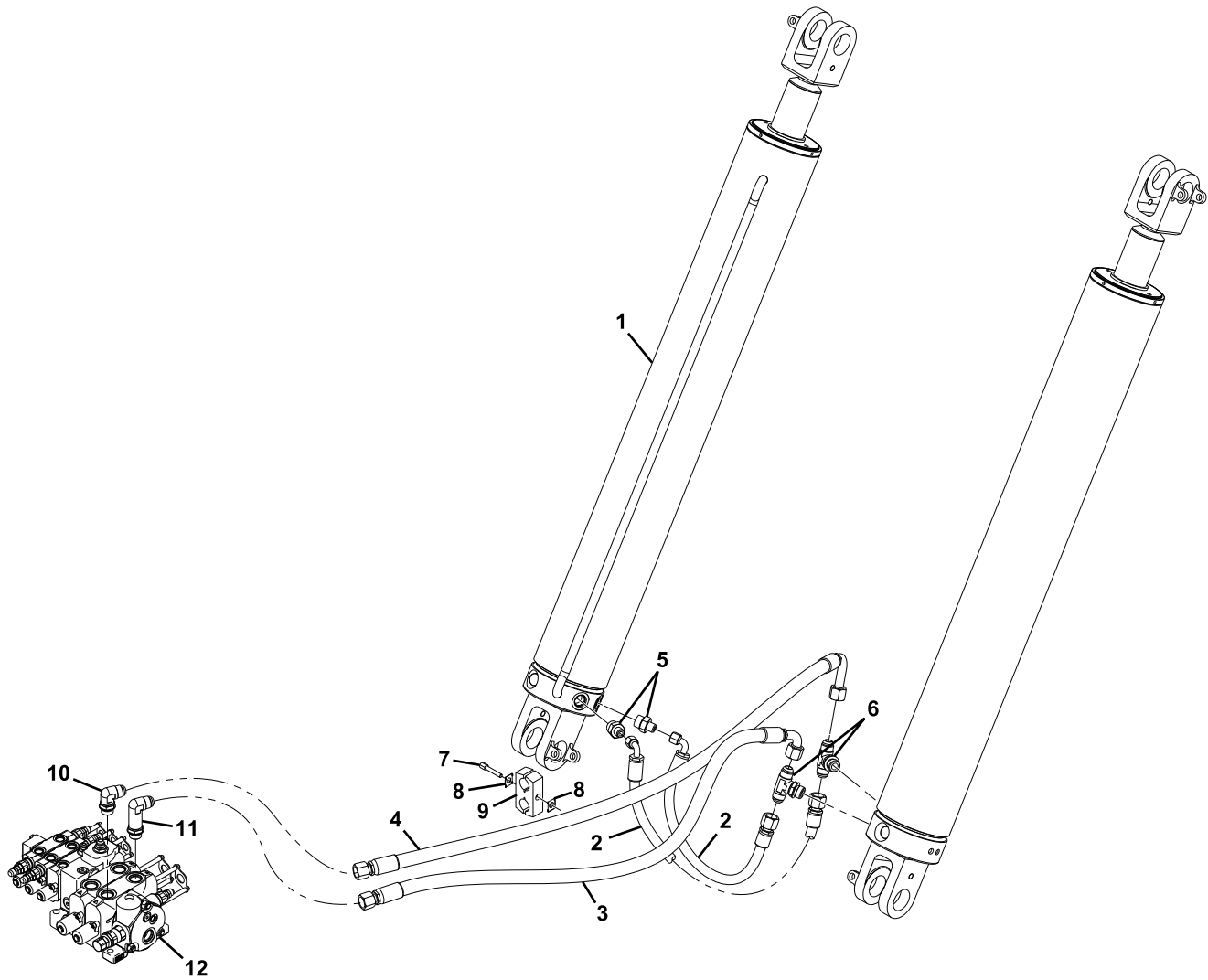


Figure 8-5 Lift Cylinder Circuit



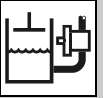


Figure 8-5 Lift Cylinder Circuit

Item	Part Number	Qty.	Description	Rev.
1		Ref	LIFT CYLINDER, (see Figure 9-1 for details)	
2	2716675	2	HOSE ASSY	
3	2716654	1	HOSE ASSY	
4	2716655	1	HOSE ASSY	
5	2220375	2	CONNECTOR, (includes o-ring)	
6	2220695	2	BRANCH TEE, (includes o-ring)	
7	8750026	1	STACKING BOLT	
8	8750017	2	LOCKING PLATE	
9	8750040	1	CLAMP SET	
10	2220578	1	ELBOW, 90 DEGREE, (includes o-ring)	
11	8770157	1	ELBOW, 45 DEGREE, (includes o-ring)	
12		Ref	MAIN CONTROL VALVE, (see Figure 9-9 for details)	

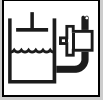
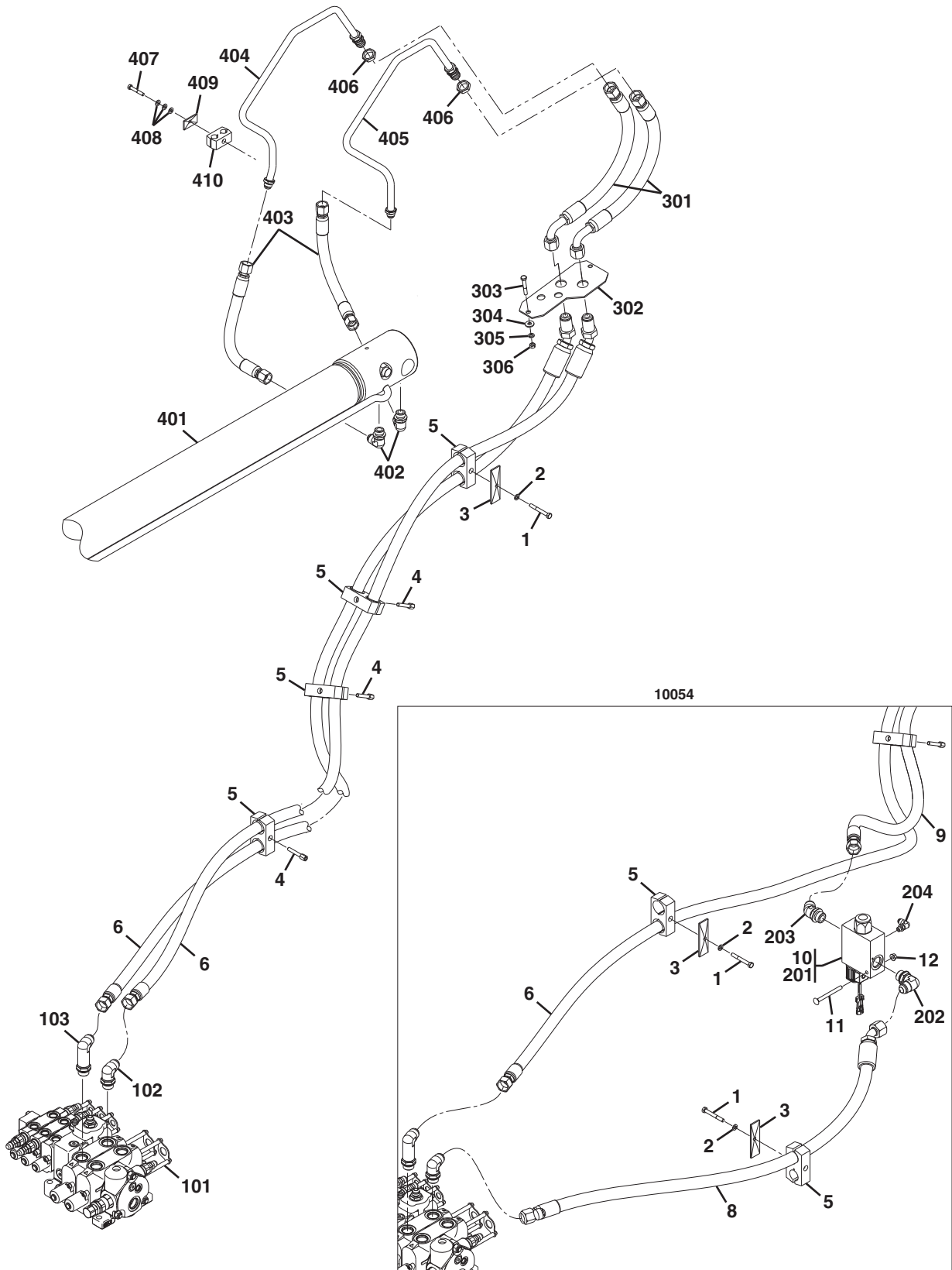


Figure 8-6 Extend/Retract Cylinder Circuit



PH5761



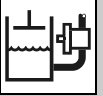
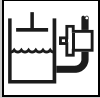


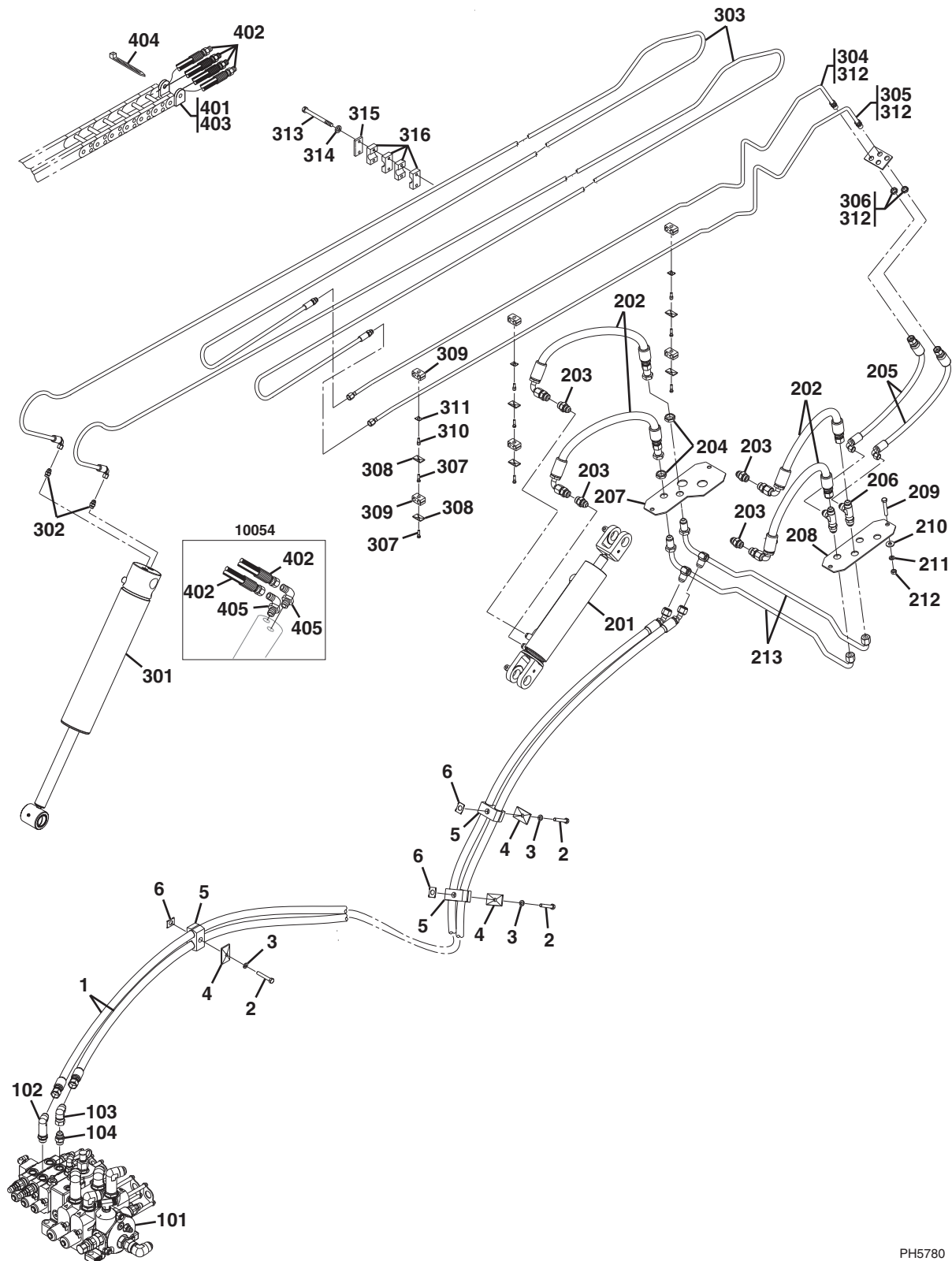
Figure 8-6 Extend/Retract Cylinder Circuit

Item	Part Number	Qty.	Description	Rev.
	1001125932	Ref	EXTEND CYLINDER INSTALLATION, <b>(8042 &amp; 10042)</b> , (not available to order, see items 1 thru 6 for service)	B
	1001125652	Ref	EXTEND CYLINDER INSTALLATION, <b>(10054)</b> , (not available to order, see items 1 thru 12 for service)	A
1	8303757	1	HEX HD CAPSCREW, 5/16-18X2-1/2, GR5, <b>(8042 &amp; 10042)</b>	
	8303757	3	HEX HD CAPSCREW, 5/16-18X2-1/2, GR5, <b>(10054)</b>	
2	8307004	1	LOCKWASHER, 5/16, <b>(8042 &amp; 10042)</b>	
	8307004	3	LOCKWASHER, 5/16, <b>(10054)</b>	
3	8750025	1	COVER PLATE, <b>(8042 &amp; 10042)</b>	
	8750025	3	COVER PLATE, <b>(10054)</b>	
4	8750026	3	STACKING BOLT, <b>(8042 &amp; 10042)</b>	
	8750026	2	STACKING BOLT, <b>(10054)</b>	
5	8750040	4	CLAMP SET, <b>(8042 &amp; 10042)</b>	
	8750040	5	CLAMP SET, <b>(10054)</b>	
6	1001125750	2	HOSE ASSY, <b>(8042 &amp; 10042)</b>	
	1001125750	1	HOSE ASSY, <b>(10054)</b>	
8	2716716	1	HOSE ASSY, <b>(10054)</b>	
9	1001125749	1	HOSE ASSY, <b>(10054)</b>	
10	7301821	1	EXTEND CYLINDER LOCKOUT VALVE ASSY, <b>(10054)</b> , (includes items 201 thru 204)	
11	8310159	1	BOLT, 5/16-18X3-1/2, GR2, <b>(10054)</b>	
12	8310420	1	FLANGE NUT, 5/16-18, <b>(10054)</b>	
101		Ref	MAIN CONTROL VALVE, (see Figure 9-9 for details)	
102	2220578	1	ELBOW, 90 DEGREE, (includes o-ring)	
103	8770157	1	ELBOW, 45 DEGREE, (includes o-ring)	
201		Ref	EXTEND LOCKOUT VALVE ASSY, <b>(10054)</b> , (see Figure 9-12 for details)	
202	2220578	1	ELBOW, 90 DEGREE, (includes o-ring), <b>(10054)</b>	
203	2220498	1	ELBOW, 45 DEGREE, (includes o-ring), <b>(10054)</b>	
204	2220775	1	ELBOW, 90 DEGREE, (includes o-ring), <b>(10054)</b>	
301	2755060	2	HOSE ASSY	
302	7139505	1	BULKHEAD SHEET	
303	8310009	2	HEX HD CAPSCREW, 5/16-18X2, GR5	
304	8307203	2	WASHER, 5/16	
305	8307004	2	LOCKWASHER, 5/16	
306	8305006	2	HEX NUT, 5/16-18	
401		Ref	EXTEND/RETRACT CYLINDER, (see Figure 9-2 for details)	
402	2220578	2	ELBOW, 90 DEGREE, (includes o-ring)	
403	2717018	2	HOSE ASSY	
404	7300670	1	TUBE ASSY	
405	7300671	1	TUBE ASSY	
406	8760468	2	BULKHEAD LOCKNUT	
407	8310009	1	HEX HD CAPSCREW, 5/16-18X2, GR5	
408	8307106	3	FLAT WASHER, 5/16	
409	8769128	1	COVER PLATE	
410	8769139	1	CLAMP SET	



# HYDRAULIC CIRCUITS

Figure 8-7 Attachment Tilt & Tilt Compensation Cylinder Circuit



PH5780

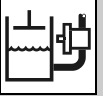


Figure 8-7 Attachment Tilt &amp; Tilt Compensation Cylinder Circuit

Item	Part Number	Qty.	Description	Rev.
	1001125705	Ref	HYDRAULIC FORK TILT INSTALLATION, (not available to order, see items 1 thru 6 for service)	A
1	1001125751	2	HOSE ASSY	
2	8310009	3	HEX HD CAPSCREW, 5/16-18X2, GR5	
3	8307004	3	LOCKWASHER, 5/16	
4	8769128	3	TWIN COVER PLATE	
5	8750027	3	TWIN CLAMP SET, 0.84 DIA	
6	8750017	3	LOCKING PLATE	
101		Ref	MAIN CONTROL VALVE, (see Figure 9-9 for details)	
102	2220474	1	ELBOW, 90 DEGREES, (includes o-ring)	
103	8765204	1	ELBOW, 90 DEGREES, (swivel nut)	
104	2220373	1	STRAIGHT CONNECTOR, (includes o-ring)	
201		Ref	TILT COMPENSATION CYLINDER, (see Figure 9-4 for details)	
202	2716715	4	HOSE ASSY	
203	2220373	4	STRAIGHT CONNECTOR, (includes o-ring)	
204	8760463	2	BULKHEAD LOCKNUT, #8	
205	2716714	2	TILT CYLINDER HOSE ASSY	
206	8760477	2	MALE BULKHEAD RUN TEE	
207	7139505	1	BULKHEAD SHEET	
208	7139504	1	BULKHEAD SHEET	
209	8310009	4	HEX HD CAPSCREW, 5/16-18X2, GR5	
210	8307203	4	FLAT WASHER, 5/16	
211	8307004	4	LOCKWASHER, 5/16	
212	8305006	4	HEX NUT, 5/16-18	
213	7300214	2	TILT COMPENSATION CYLINDER CROSS-OVER TUBE ASSY	
301		Ref	ATTACHMENT TILT CYLINDER, (see Figure 9-3 for details)	
302	2220373	2	STRAIGHT CONNECTOR	
303	2713452	2	BOOM HOSE ASSY, <b>(8042 &amp; 10042)</b> , (see item 401 for 10054)	
304	7300672	1	BOOM ATTACHMENT TILT TUBE, (extend)	
305	7300673	1	BOOM ATTACHMENT TILT TUBE, (retract)	
306	8760468	2	BULKHEAD LOCKNUT	
307	8303739	6	HEX HD CAPSCREW, 5/16-18X1-1/4	
308	8769123	6	TWIN COVER PLATE	
309	8769122	6	TWIN CLAMP, 0.62 DIA	
310	8750011	3	STACKING BOLT	
311	8750017	3	LOCKING PLATE	
312	8526048	AR	LOCTITE® 545™, (apply to items 304, 305 & 306)	
313	8303752	2	HEX HD CAPSCREW, 5/16-18X3-1/2	
314	8307004	2	LOCKWASHER, 5/16	
315	8769149	1	SINGLE CLAMP COVER PLATE	
316	8750003	4	SINGLE CLAMP, 0.62 DIA, <b>(8042 &amp; 10042)</b>	
	8750003	6	SINGLE CLAMP, 0.62 DIA, <b>(10054)</b>	
401	7112452	1	HOSE & CARRIER ASSY, (includes items 402 thru 404), <b>(10054)</b>	
402	2713642	4	HOSE ASSY	
403	NSS	1	HOSE CARRIER, (see item 401 for service)	
404	8584001	2	TIE WRAP	
405	2220500	2	ELBOW, 45 DEGREES, (includes o-ring), <b>(10054)</b>	

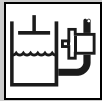
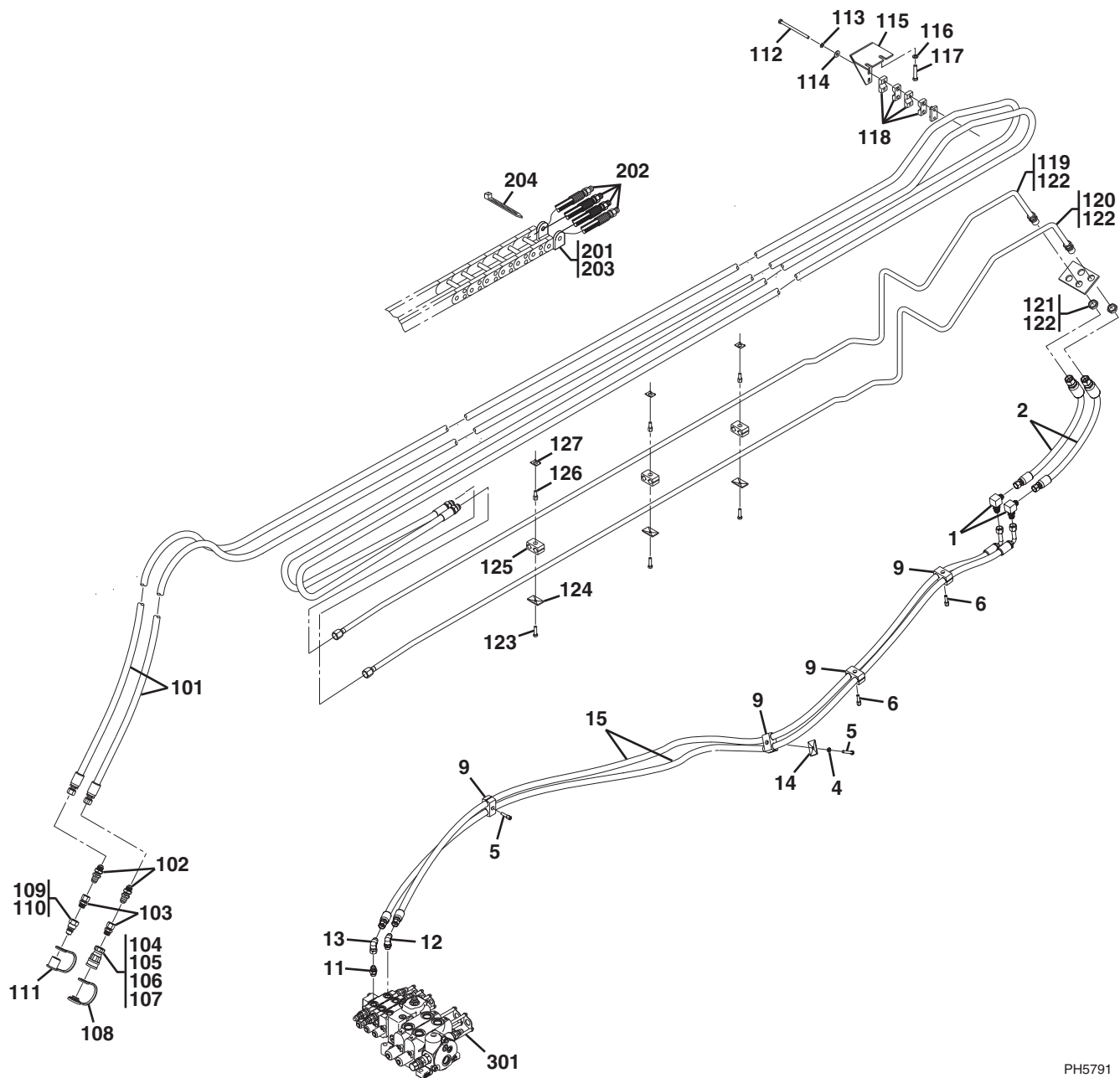


Figure 8-8 Auxiliary Hydraulic Circuit



PH5791

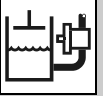


Figure 8-8 Auxiliary Hydraulic Circuit

Item	Part Number	Qty.	Description	Rev.
	1001121399	Ref	AUXILIARY HYDRAULICS INSTALLATION, (not available to order, see items 1 thru 15 for service)	C
1	2230044	2	ADAPTER, 90 DEGREES	
2	2716713	2	HOSE ASSY	
4	8307004	1	LOCKWASHER, 5/16	
5	8310009	1	HEX HD CAPSCREW, 5/16-18X2	
6	8750012	3	STACKING BOLT	
9	8750027	4	TWIN CLAMP SET, 0.84 DIA	
11	2220373	1	CONNECTOR, (includes o-ring)	
12	2220596	1	ELBOW, 90 DEGREES, (include o-ring)	
13	8765204	1	ELBOW, 90 DEGREES, (swivel nut)	
14	8769128	1	TWIN COVER PLATE	
15	1001121396	2	HOSE ASSY	
101	2713082	2	HOSE ASSY, <b>(8042 &amp; 10042)</b> , (see item 201 for 10054)	
102	2230025	2	STRAIGHT BULKHEAD UNION	
103	2220651	2	STRAIGHT CONNECTOR, (swivel nut), (includes o-ring)	
104	91403413	1	FEMALE QUICK DISCONNECT, (includes items 105 thru 107)	
105	8640029	1	NOSE SEAL, (not shown)	
106	8640028	1	COUPLER BODY SEAL, (not shown)	
107	8640032	1	COUPLER BODY SEAL BACK-UP RING, (not shown)	
108	8420055	1	DUST PLUG, #8	
109	91403414	1	MALE QUICK DISCONNECT, (includes item 110)	
110	8640029	1	NOSE SEAL, (not shown)	
111	8420053	1	DUST CAP, #8	
112	8310081	2	HEX HD CAPSCREW, 5/16-18X5	
113	8307004	2	LOCKWASHER, 5/16	
114	8307203	2	FLAT WASHER, 5/16	
115	7111402	1	CLAMP SUPPORT	
116	8307005	2	LOCKWASHER, 5/16	
117	8303622	2	HEX HD CAPSCREW, 3/8-16X2, GR5	
118	8769161	2	SINGLE CLAMP, 0.75 ID, <b>(8042 &amp; 10042)</b>	
	8750003	2	SINGLE CLAMP, 0.62 ID, <b>(10054)</b>	
119	7300674	1	AUXILIARY TUBE ASSY	
120	7300675	1	AUXILIARY TUBE ASSY	
121	8760465	2	BULKHEAD LOCKNUT	
122	8526048	1	LOCTITE® 545™, (apply to items 119, 120 & 121)	
123	8303739	3	HEX HD CAPSCREW, 5/16-18X2-1/4	
124	8769123	3	TWIN CLAMP COVER PLATE	
125	8769122	6	TWIN CLAMP, 0.62 ID, (two halves)	
126	8750011	3	TWIN CLAMP STACK BOLT	
127	8750017	3	TWIN CLAMP LOCK PLATE	
201		Ref	HOSE & CARRIER ASSY, (includes items 202 thru 204), <b>(10054)</b> , (see Figure 8-7 for details)	
202		Ref	HOSE ASSY, (see Figure 8-7 for details)	
203		Ref	HOSE CARRIER, (see item 201 for service), (see Figure 8-7 for details)	
204		Ref	TIE WRAP, (see Figure 8-7 for details)	
301		Ref	MAIN CONTROL VALVE, (see Figure 9-9 for details)	

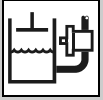
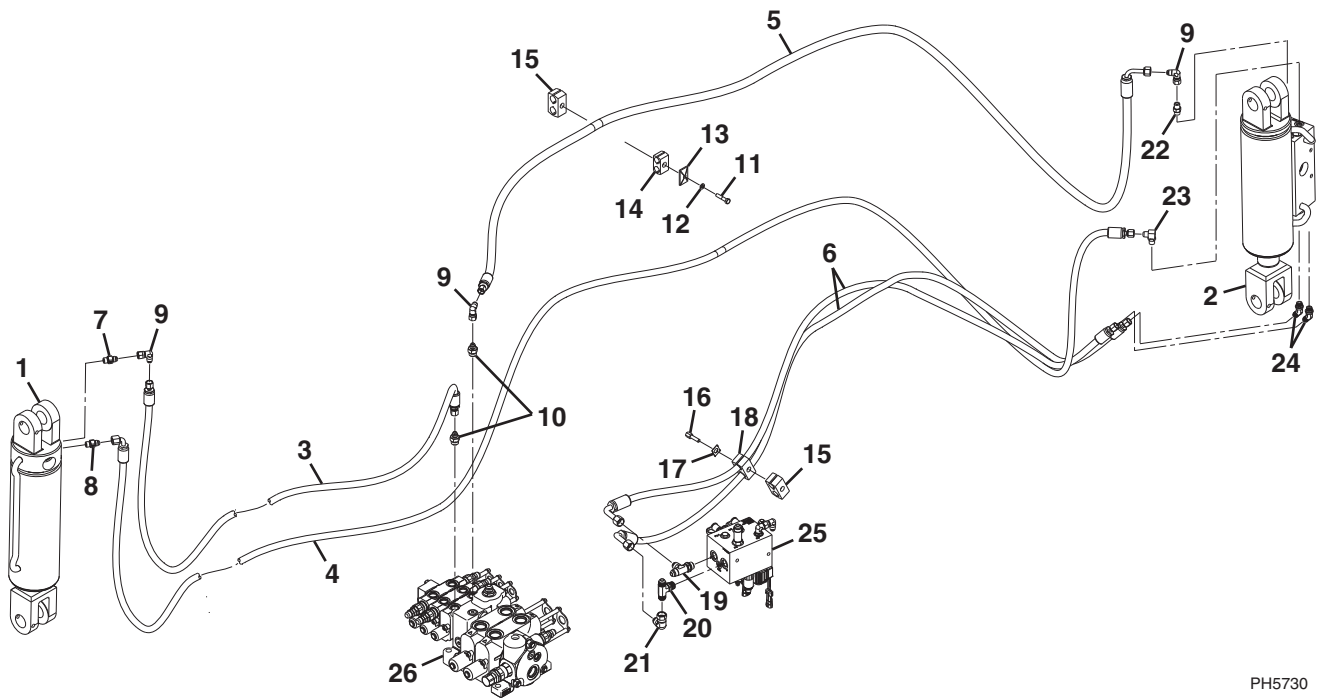
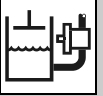


Figure 8-9 Frame Level & Stabil-Trak Cylinder Circuit





**Figure 8-9 Frame Level & Stabil-Trak Cylinder Circuit**

Item	Part Number	Qty.	Description	Rev.
1		Ref	FRAME LEVEL CYLINDER, (see Figure 9-5 for details)	
2		Ref	STABIL-TRAK CYLINDER, (see Figure 9-6 for details)	
3	2716687	1	HOSE ASSY	
4	2716688	1	HOSE ASSY	
5	2716686	1	HOSE ASSY	
6	2716691	2	HOSE ASSY	
7	8902858	1	RESTRICTOR CHECK VALVE, 0.047 DIA	
8	8902857	1	RESTRICTOR CHECK VALVE, 0.040 DIA	
9	8760268	3	ELBOW, 90 DEGREES, (swivel nut)	
10	2220372	2	STRAIGHT CONNECTOR, (includes o-ring)	
11	8303715	1	HEX HD CAPSCREW, 5/16-18X1.5	
12	8307004	1	LOCKWASHER, 5/16	
13	8769123	1	TWIN COVER PLATE	
14	8750015	2	TWIN CLAMP SET, 0.67 DIA	
15	8750027	2	TWIN CLAMP SET, 0.84 DIA	
16	8750012	1	STACKING BOLT	
17	8750017	1	TWIN CLAMP LOCKING PLATE	
18	8750016	1	TWIN CLAMP SET, 0.79 DIA	
19		Ref	MALE RUN TEE, (includes o-ring), (see Figure 8-2 for details)	
20		Ref	MALE BRANCH TEE, (includes o-ring), (see Figure 8-1 for details)	
21		Ref	ELBOW, 90 DEGREES, (swivel nut), (see Figure 8-1 for details)	
22	2220371	1	STRAIGHT CONNECTOR, (includes o-ring)	
23	2220473	1	ELBOW, 90 DEGREES, (includes o-ring)	
24	2220501	2	ELBOW, 45 DEGREES	
25		Ref	SECONDARY FUNCTION MANIFOLD, (see Figure 9-12 for details)	
26		Ref	MAIN CONTROL VALVE, (see Figure 9-9 for details)	

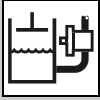
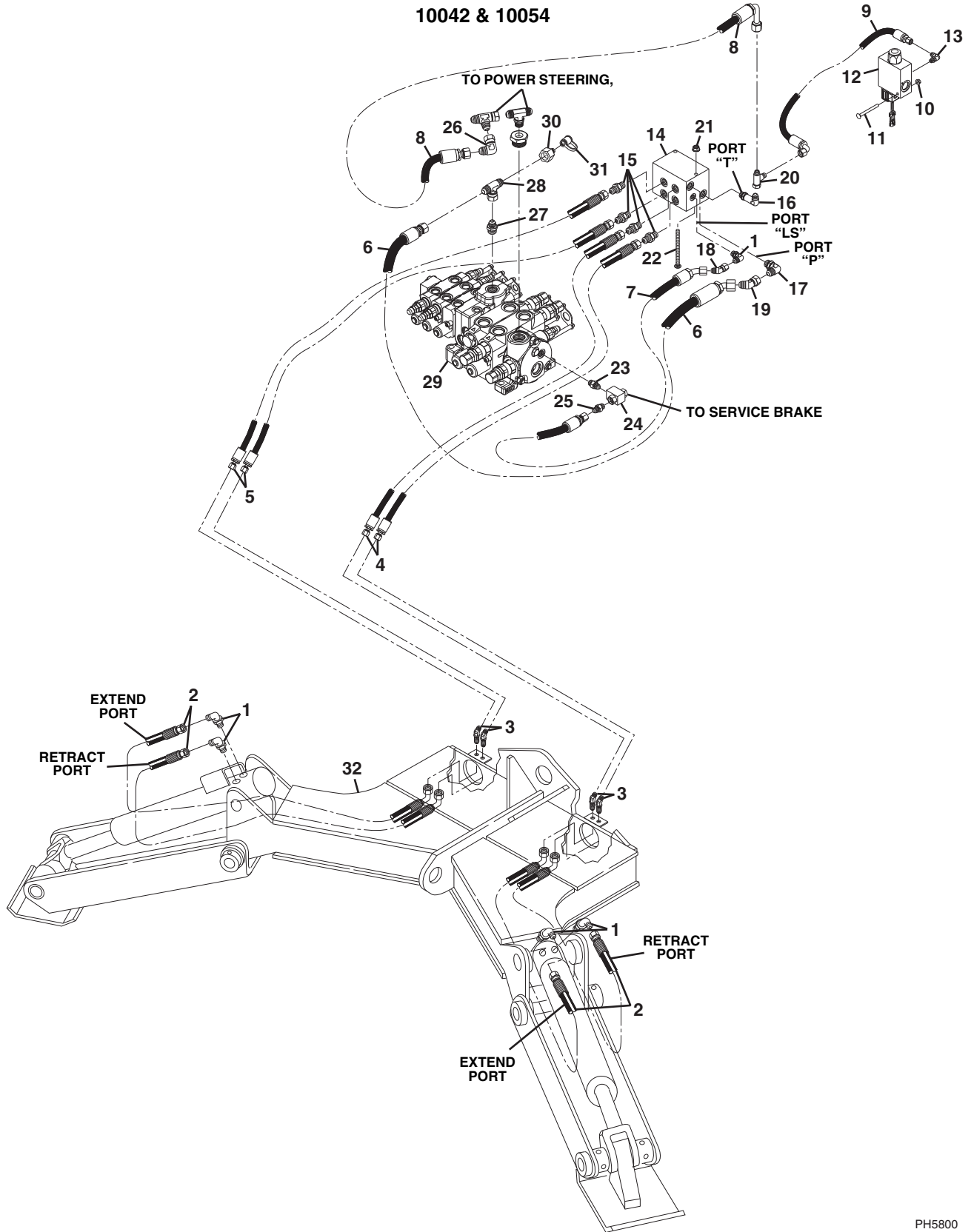


Figure 8-10 Outrigger Circuit





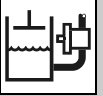


Figure 8-10 Outrigger Circuit

Item	Part Number	Qty.	Description	Rev.
1	2220473	5	ELBOW, 90 DEGREES, (includes o-ring)	
2	2716709	4	HOSE ASSY	
3	8770189	4	ELBOW, 45 DEGREES	
4	2716664	2	HOSE ASSY	
5	2716665	2	HOSE ASSY	
6	2716710	1	HOSE ASSY	
7	2716711	1	HOSE ASSY	
8	2716669	1	HOSE ASSY	
9	2716712	1	HOSE ASSY, <b>(10054)</b>	
10	8310420	1	HEX FLANGE NUT, 5/16-18, <b>(10054)</b>	
11	8310159	1	CARRIAGE BOLT, 5/16-18X3-1/2, <b>(10054)</b>	
12		Ref	EXTEND LOCKOUT VALVE ASSY, <b>(10054)</b> , (see Figure 9-12 for details)	
13	2220775	1	ELBOW, 90 DEGREES, (includes o-ring), <b>(10054)</b>	
14	1001103153	1	OUTRIGGER VALVE	
15	2220372	4	STRAIGHT CONNECTOR, (includes o-ring)	
16	2220474	1	ELBOW, 90 DEGREES, (includes o-ring)	
17	2220596	1	ELBOW, 90 DEGREES, (includes o-ring)	
18	2220657	1	ELBOW, 45 DEGREES, (swivel nut)	
19	2220683	1	ELBOW, 45 DEGREES, (swivel nut)	
20	2220385	1	FEMALE RUN TEE, (swivel nut), <b>(10054)</b>	
21	8310522	2	HEX FLANGE NUT, 3/8-16	
22	8310478	2	CARRIAGE BOLT, 3/8-16X5.5, GR2	
23		Ref	UNION, (includes o-ring), (see Figure 8-1 for details)	
24		Ref	SHUTTLE VALVE, (see Figure 8-1 for details)	
25	2220371	1	STRAIGHT CONNECTOR, (includes o-ring)	
26	8765204	1	ELBOW, 90 DEGREES, (swivel nut)	
27	2220374	1	STRAIGHT CONNECTOR, (includes o-ring), <b>(8042)</b>	
28	8770289	1	FEMALE BRANCH TEE, (swivel nut)	
29		Ref	MAIN CONTROL VALVE, (see Figure 9-9 for details)	
30	8430037	1	NIPPLE	
31	8430032	1	DUST PLUG	
32		Ref	OUTRIGGERS, (see Figure 1-3 for details)	

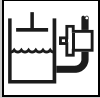
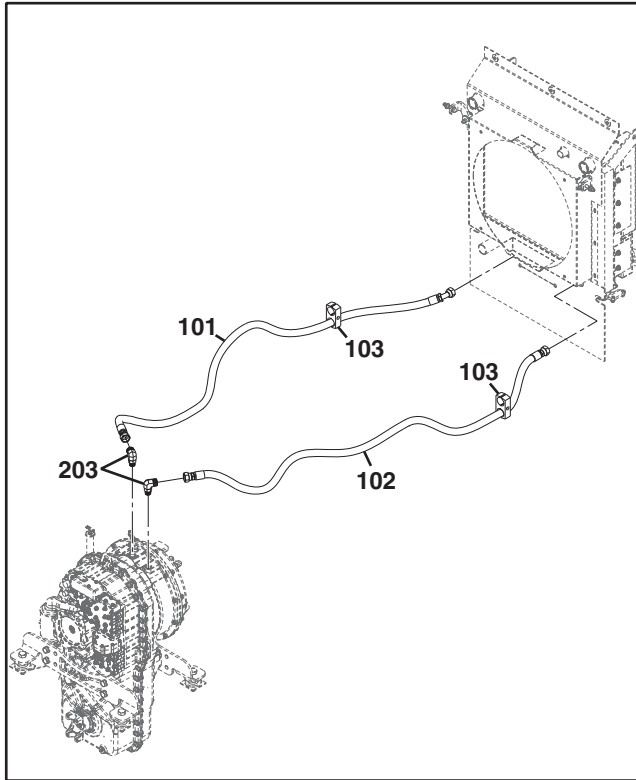
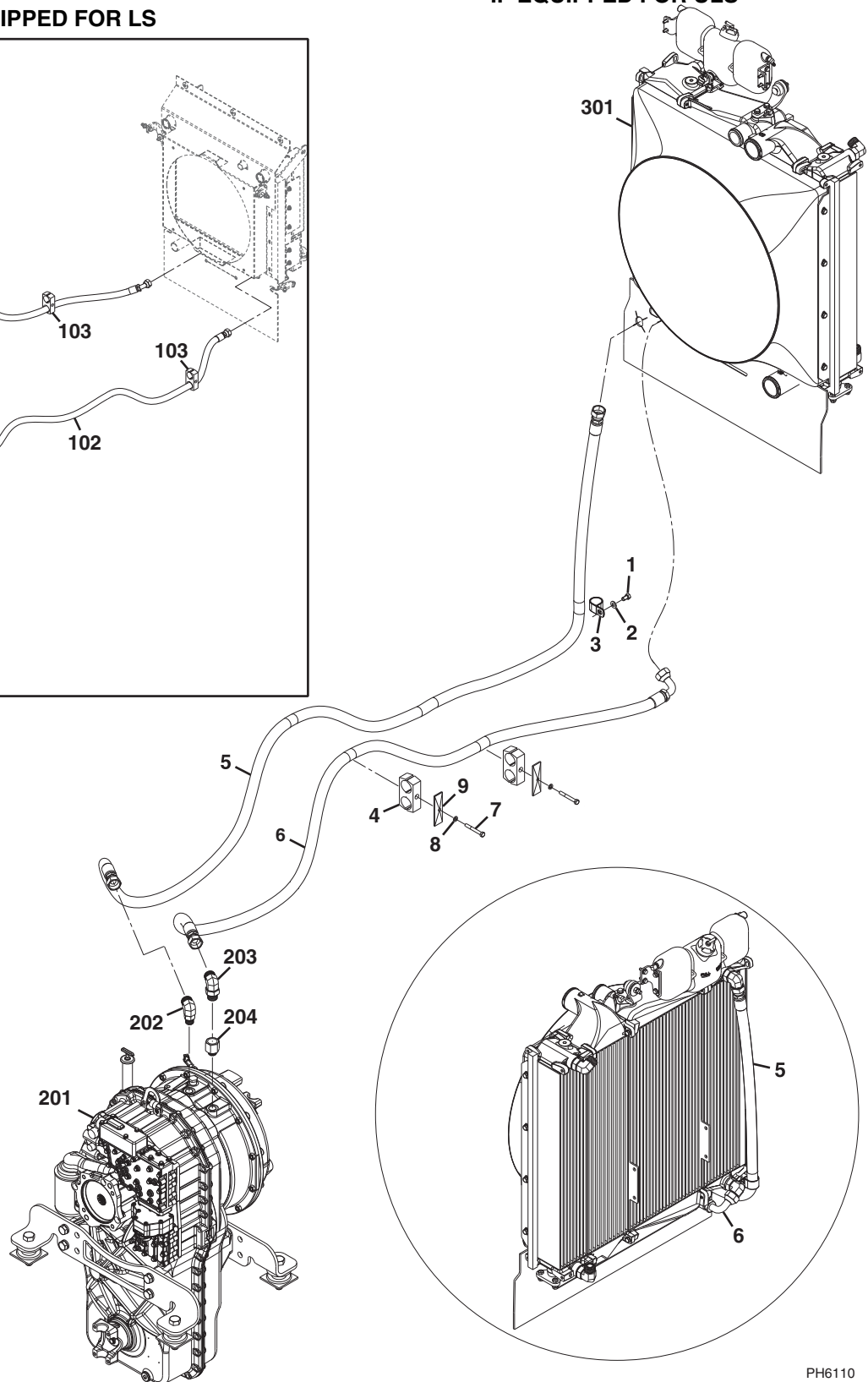


Figure 8-11 Transmission Cooler

IF EQUIPPED FOR LS



IF EQUIPPED FOR ULS



PH6110

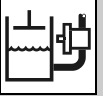
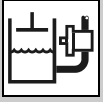


Figure 8-11 Transmission Cooler

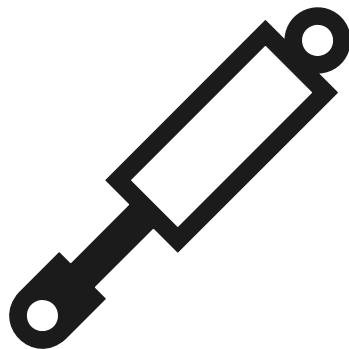
Item	Part Number	Qty.	Description	Rev.
	1001125136	Ref	TRANSMISSION COOLER PLUMBING INSTALLATION, (if equipped for ULS), (not available to order, see items 1 thru 9 for service)	C
	1001131526	Ref	TRANSMISSION COOLER PLUMBING INSTALLATION, (if equipped for LS), (not available to order, see items 101 & 102 for service)	A
1	0641605	1	HEX HD CAPSCREW, 3/8-16X5/8, (if equipped for ULS)	
2	4711600	1	FLAT WASHER, 3/8, (if equipped for ULS)	
3	8406302	1	HOSE CLAMP, (if equipped for ULS)	
4	8750040	2	CLAMP SET, (if equipped for ULS)	
5	1001126385	1	HOSE ASSY, (if equipped for ULS)	
6	1001126386	1	HOSE ASSY, (if equipped for ULS)	
7	8303757	2	HEX HD CAPSCREW, 5/16-18X2-1/2, GR5, (if equipped for ULS)	
8	8307004	2	LOCKWASHER, 5/16, (if equipped for ULS)	
9	8750025	2	TWIN COVER PLATE, (if equipped for ULS)	
101	1001132545	1	HOSE ASSY, (if equipped for LS)	
102	1001132546	1	HOSE ASSY, (if equipped for LS)	
103		Ref	CLAMP SET & HARDWARE, (if equipped for LS), (see Figure 8-2 for details)	
201		Ref	TRANSMISSION ASSY, (see Figure 5-17 for details)	
202	2131210	1	ADAPTER, 90 DEGREE, (includes o-ring), (if equipped for ULS)	
203	2131212	1	ADAPTER, 90 DEGREE, (includes o-ring), (if equipped for ULS)	
	2131212	2	ADAPTER, 90 DEGREE, (includes o-ring), (if equipped for LS)	
204	8760548	1	ADAPTER, STRAIGHT, (includes o-ring), (if equipped for ULS)	
301		Ref	RADIATOR ASSY, (see Figure 4-4 for details)	



**This Page Intentionally Left Blank**

# SECTION 9

## HYDRAULIC COMPONENTS





# HYDRAULIC COMPONENTS

## Figure 9-1 Lift Cylinder

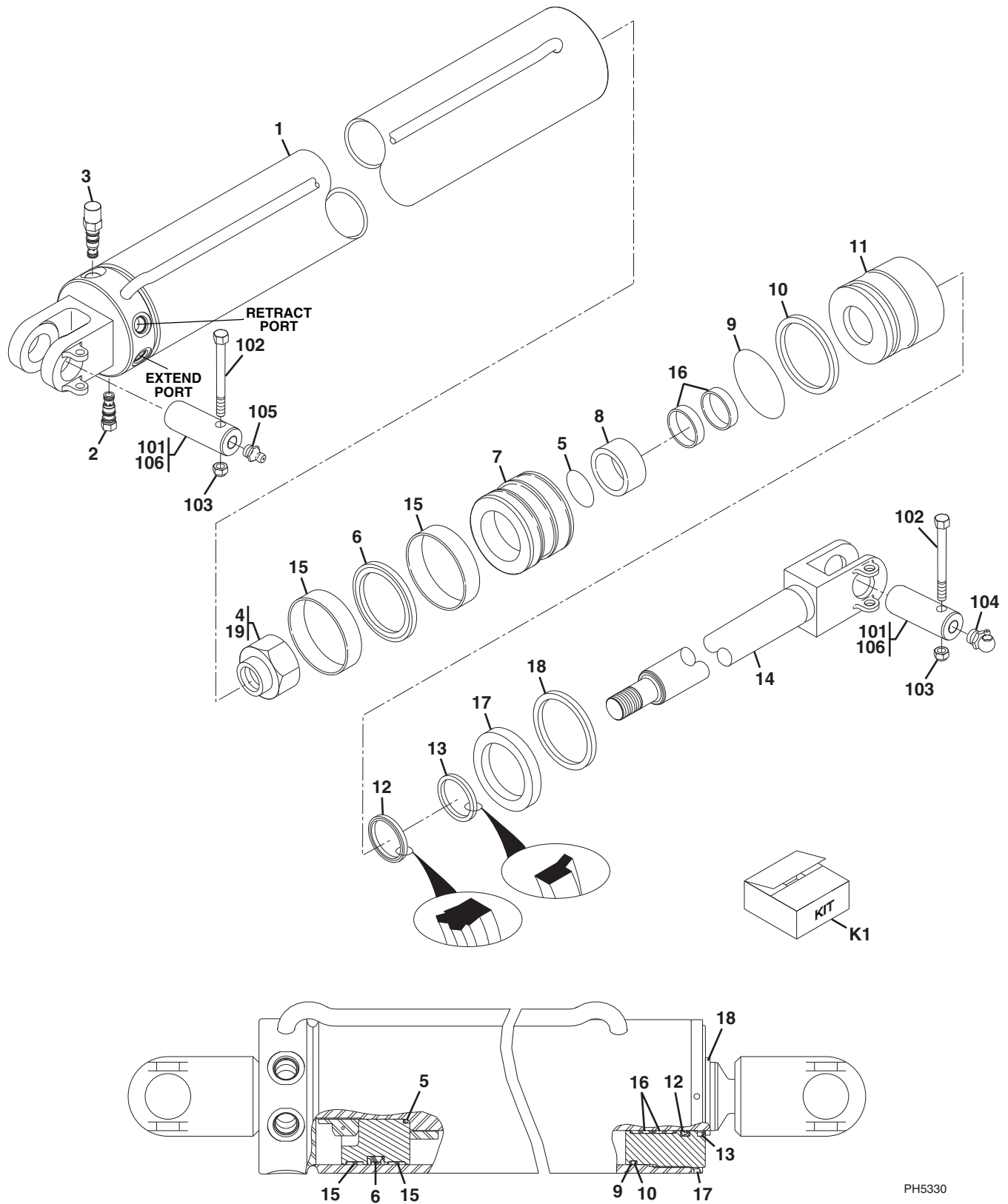




Figure 9-1 Lift Cylinder

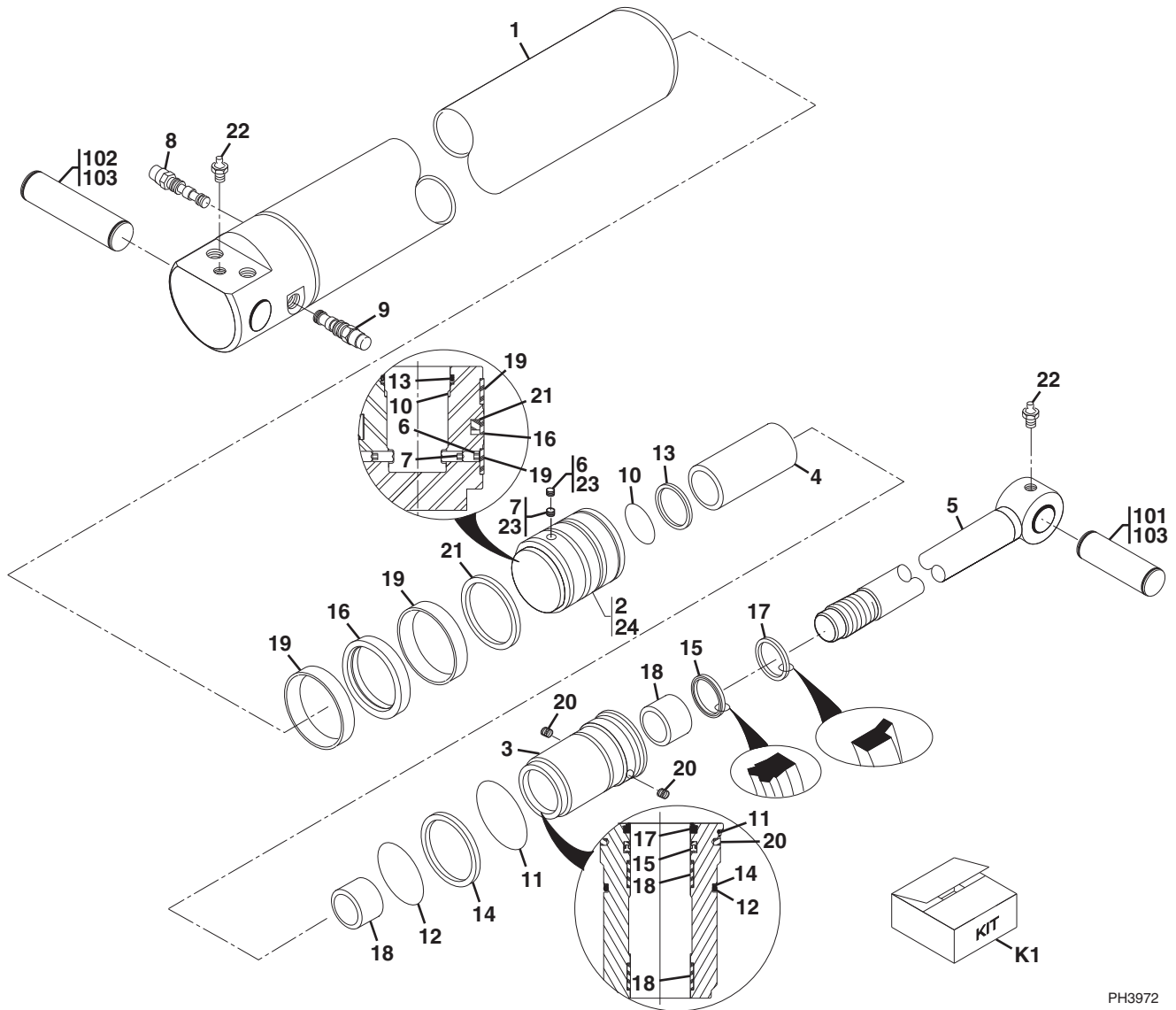
Item	Part Number	Qty.	Description	Rev.
	2716617	2	BOOM LIFT CYLINDER, (includes items 1 thru 18), (included item quantities are per single cylinder)	
1	NSS	1	TUBE WELDMENT	
2	8036750	1	CHECK VALVE, 3550-4050 PSI, (torque to 30-35 lb-ft/41-47 Nm)	
	2900770	1	SEAL KIT	
3	8035321	1	COUNTERBALANCE VALVE, 3550-4050 PSI, (torque to 30-35 lb-ft/41-47 Nm)	
	8035327	1	SEAL KIT	
4	7026972	1	LOCKNUT, (Loctite® & torque to 1750-2000 lb-ft/2370-2708 Nm)	
5	Use Kit K1	1	O-RING	
6	Use Kit K1	1	PISTON SEAL	
7	8035545	1	PISTON	
8	8035608	1	ROD SPACER	
9	Use Kit K1	1	O-RING	
10	Use Kit K1	1	BACK-UP RING	
11	8035609	1	GLAND	
12	Use Kit K1	1	ROD SEAL	
13	Use Kit K1	1	WIPER	
14	8035607	1	ROD	
15	Use Kit K1	2	WEARBAND	
16	Use Kit K1	2	WEARBAND	
17	8035610	1	LOCKING COLLAR, (torque to 300-400 lb-ft/406-542 Nm)	
18	8036168	1	SQUARE RING	
19	8526011	AR	LOCTITE® 271™, (apply to item 4)	
101	3423227	4	CYLINDER PIN, (base & rod ends)	
102	8303782	4	HEX HD CAPSCREW, 1/2-13X4, GR5	
103	8305644	4	HEX LOCKNUT, 1/2-13	
104	8520003	2	LUBE FITTING, 90 DEGREES	
105	8520001	2	STRAIGHT GREASE FITTING	
106	8522012	AR	ANTI-SEIZE LUBE, (apply to item 101)	
K1	8035386	2	SEAL KIT, (includes items 5, 6, 9, 10, 12, 13, 15 & 16)	



# HYDRAULIC COMPONENTS

Figure 9-2 Extend/Retract Cylinder

8042 & 10054



PH3972





Figure 9-2 Extend/Retract Cylinder

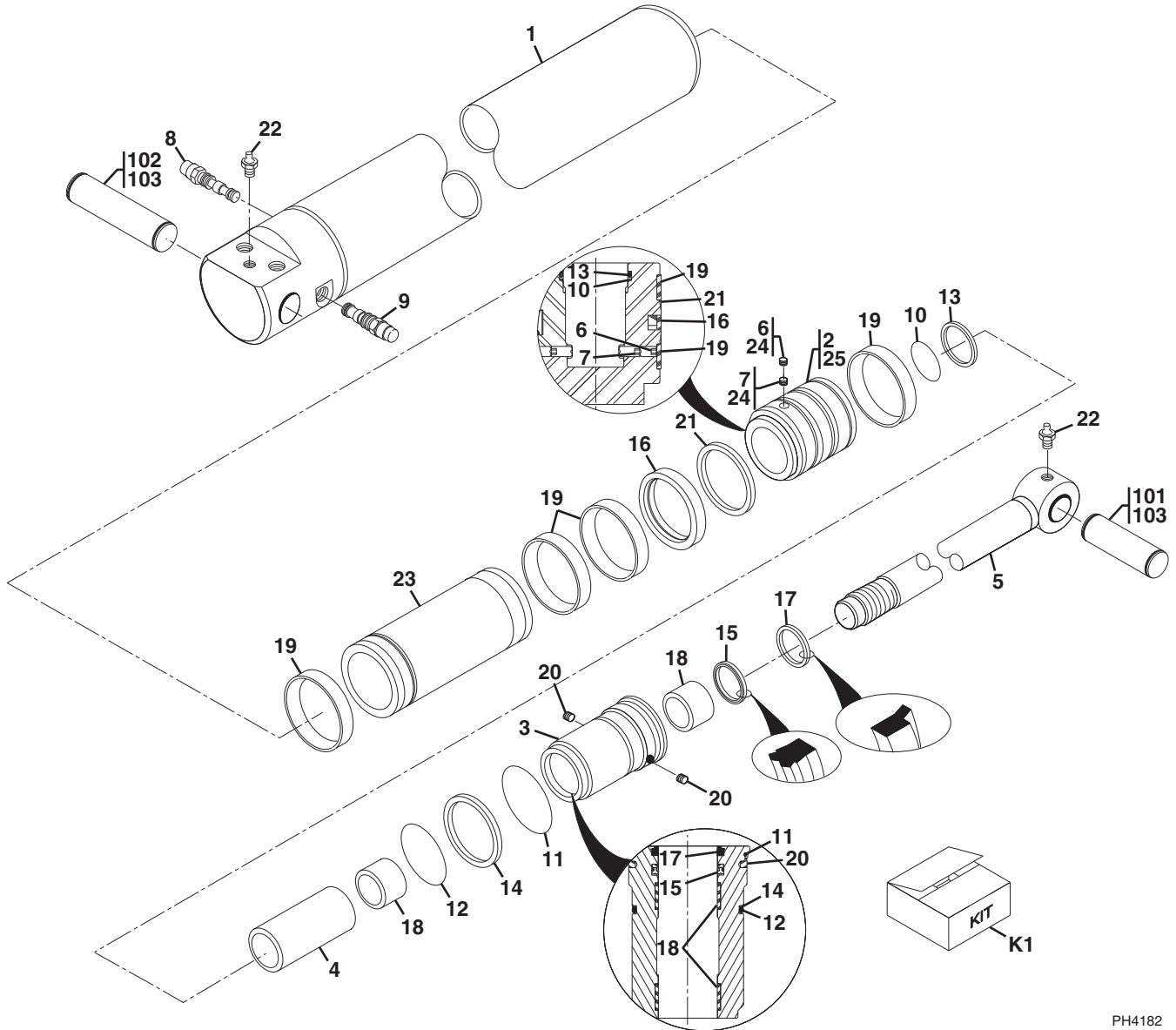
Item	Part Number	Qty.	Description	Rev.
	2716173	1	BOOM EXTEND/RETRACT CYLINDER, (8042, 10054), (includes items 1 thru 22)	F
1	NSS	1	TUBE WELDMENT	
2	8035800	1	PISTON, (Loctite® & torque to 390-460 lb-ft/528-624 Nm)	
3	8035539	1	HEAD GLAND, (torque to 300-400 lb-ft/406-542 Nm)	
4	8035616	1	ROD SPACER	
5	8035615	1	ROD WELDMENT	
6	8035536	1	SET SCREW, 5/16-18X1/2, (Loctite® & torque to 9-11 lb-ft/12-15 Nm)	
7	8035315	1	SET SCREW, 5/16-18X0.63, (Loctite® & torque to 9-11 lb-ft/12-15 Nm)	
8	8035514	1	COUNTERBALANCE VALVE, 3500 PSI, (torque to 150-160 lb-ft/203-217 Nm)	
	8205657	1	SEAL KIT	
9	8034026	1	PILOT TO OPEN CHECK VALVE, (torque to 150-160 lb-ft/203-217 Nm)	
	8205657	1	SEAL KIT	
10	Use Kit K1	1	O-RING	
11	Use Kit K1	1	O-RING	
12	Use Kit K1	1	O-RING	
13	Use Kit K1	1	BACK-UP RING	
14	Use Kit K1	1	BACK-UP RING	
15	Use Kit K1	1	ROD SEAL	
16	Use Kit K1	1	PISTON SEAL	
17	Use Kit K1	1	WIPER SEAL	
18	Use Kit K1	2	WEARBAND	
19	Use Kit K1	2	WEARBAND	
20	Use Kit K1	2	LOCKING INSERT	
21	Use Kit K1	1	SQUARE RING	
22	8520013	2	GREASE FITTING	
23	8526007	1	LOCTITE® 242™, (apply to items 6 & 7)	
24	8526011	1	LOCTITE® 271™, (apply to item 2)	
101	7096562	1	CYLINDER PIN, (rod end)	
102	7096552	1	CYLINDER PIN, (base end)	
103	8522012	AR	ANTI-SEIZE LUBE, (apply to items 101 & 102)	
K1	8036295	1	SEAL KIT, (includes items 10 thru 21)	



# HYDRAULIC COMPONENTS

## Figure 9-2 Extend/Retract Cylinder

10042



PH4182

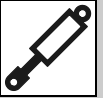


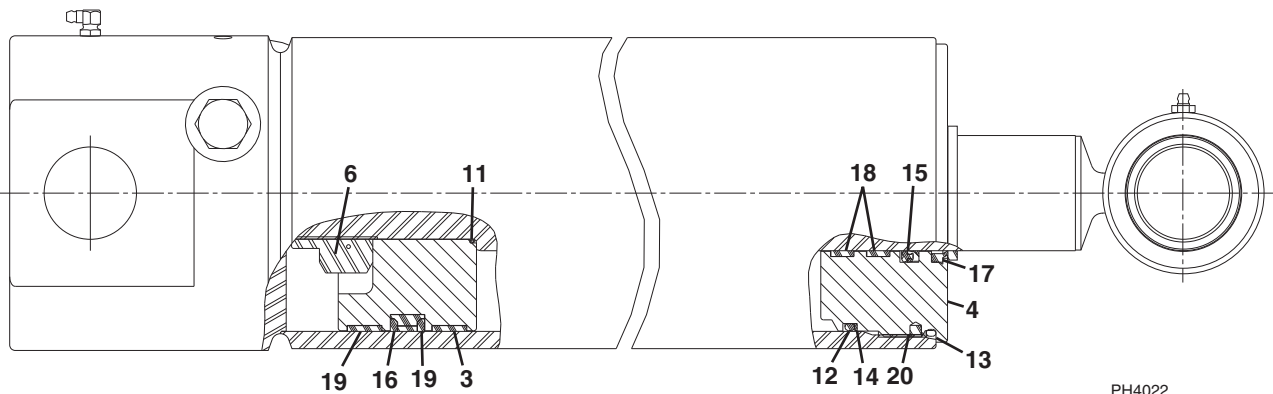
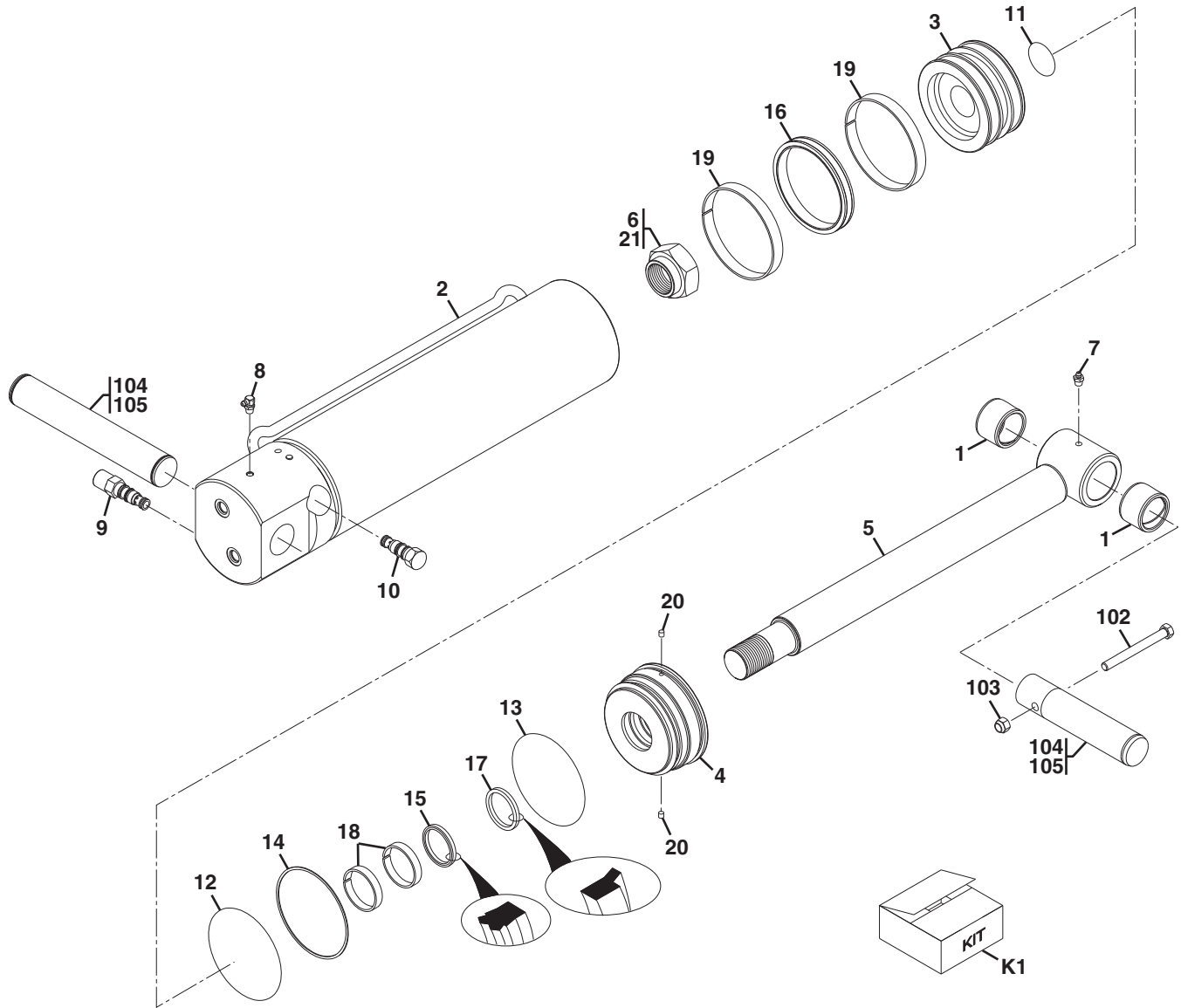
Figure 9-2 Extend/Retract Cylinder

Item	Part Number	Qty.	Description	Rev.
	2717052	1	BOOM EXTEND/RETRACT CYLINDER, (10042), (includes items 1 thru 23)	
1	NSS	1	TUBE WELDMENT	
2	8035800	1	PISTON, (Loctite® & torque to 390-460 lb-ft/528-624 Nm)	
3	8035539	1	HEAD GLAND, (torque to 300-400 lb-ft/406-542 Nm)	
4	8035616	1	ROD SPACER	
5	8035615	1	ROD WELDMENT	
6	8035536	1	SET SCREW, 5/16-18X1/2, (Loctite® & torque to 9-11 lb-ft/12-15 Nm)	
7	8035315	1	SET SCREW, 5/16-18X.63, (Loctite® & torque to 9-11 lb-ft/12-15 Nm)	
8	8035514	1	COUNTERBALANCE VALVE, 3500 PSI, (torque to 150-160 lb-ft/203-217 Nm)	
	8205657	1	SEAL KIT	
9	8034026	1	PILOT TO OPEN CHECK VALVE, (torque to 150-160 lb-ft/203-217 Nm)	
	8205657	1	SEAL KIT	
10	Use Kit K1	1	O-RING	
11	Use Kit K1	1	O-RING	
12	Use Kit K1	1	O-RING	
13	Use Kit K1	1	BACK-UP RING	
14	Use Kit K1	1	BACK-UP RING	
15	Use Kit K1	1	ROD SEAL	
16	Use Kit K1	1	PISTON SEAL	
17	Use Kit K1	1	WIPER SEAL	
18	Use Kit K1	2	WEARBAND	
19	Use Kit K1	4	WEARBAND	
20	Use Kit K1	2	LOCKING INSERT	
21	Use Kit K1	1	SQUARE RING	
22	8520013	2	GREASE FITTING	
23	7026579	1	SPACER	
24	8526007	1	LOCTITE®, 242™, (apply to items 6 & 7)	
25	8526011	1	LOCTITE®, 271™, (apply to item 2)	
101	7096562	1	CYLINDER PIN, (rod end)	
102	7096552	1	CYLINDER PIN, (base end)	
103	8522012	AR	ANTI-SEIZE LUBE, (apply to items 101 & 102)	
K1	8036295	1	SEAL KIT, (includes items 10 thru 21)	



# HYDRAULIC COMPONENTS

## Figure 9-3 Attachment Tilt Cylinder



PH4022



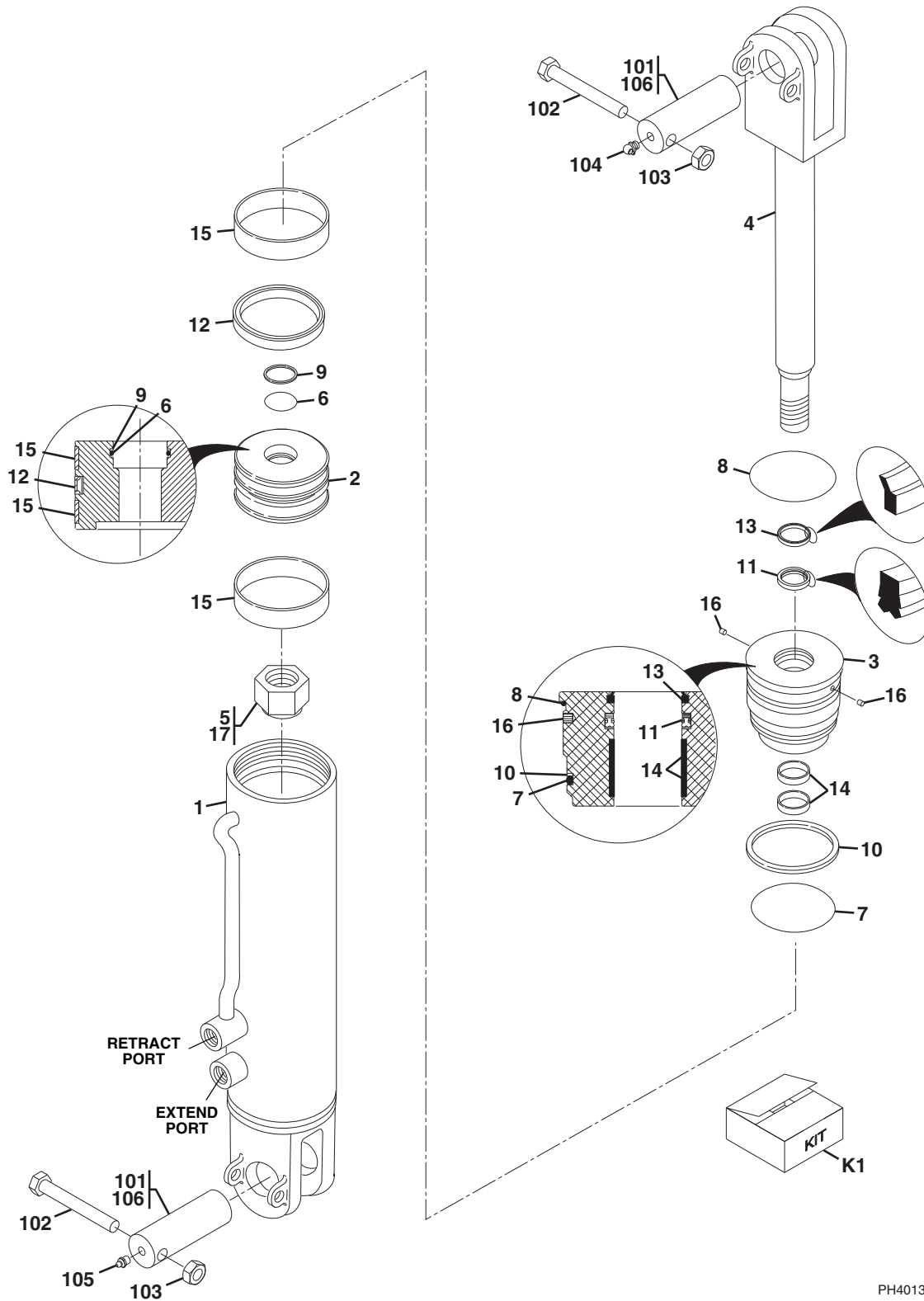
Figure 9-3 Attachment Tilt Cylinder

Item	Part Number	Qty.	Description	Rev.
	2716618	1	ATTACHMENT TILT CYLINDER, (includes items 1 thru 20)	I
1	7089722	2	BEARING	
2	NSS	1	TUBE WELDMENT	
3	8036147	1	PISTON	
4	8036146	1	GLAND	
5	8036145	1	ROD WELDMENT	
6	8035308	1	LOCKNUT, 2-12, (Loctite® & torque to 1850-2000 lb-ft/2508-2712 Nm)	
7	8520013	1	LUBE FITTING, STRAIGHT	
8	8520021	1	LUBE FITTING, 90 DEGREES	
9	8035321	1	COUNTERBALANCE VALVE, 4000 PSI, (torque to 30-35 lb-ft/41-47 Nm)	
	8035327	1	SEAL KIT	
10	8036750	1	PO CHECK VALVE, (torque to 30-35 lb-ft/41-47 Nm)	
	2900770	1	SEAL KIT	
11	Use Kit K1	1	O-RING	
12	Use Kit K1	1	O-RING	
13	Use Kit K1	1	O-RING	
14	Use Kit K1	1	BACK-UP RING	
15	Use Kit K1	1	DEEP Z-SEAL	
16	Use Kit K1	1	CAPPED T-SEAL	
17	Use Kit K1	1	WIPER SEAL	
18	Use Kit K1	2	PRECISION WEARBAND	
19	Use Kit K1	2	PRECISION WEARBAND	
20	Use Kit K1	2	LOCKING INSERT	
21	8526011	AR	LOCTITE® 271™, (apply to item 6)	
101	7083992	1	CYLINDER PIN, (rod end)	
102	8303772	1	HEX HD CAPSCREW, 1/2-13X5, GR5	
103	8305644	1	HEX LOCKNUT, 1/2-13	
104	7095522	1	CYLINDER PIN, (base end)	
105	8522012	AR	ANTI-SEIZE LUBE, (apply to items 101 & 104)	
K1	8035780	1	SEAL KIT, (includes items 11 thru 20)	



# HYDRAULIC COMPONENTS

## Figure 9-4 Tilt Compensation Cylinder



PH4013



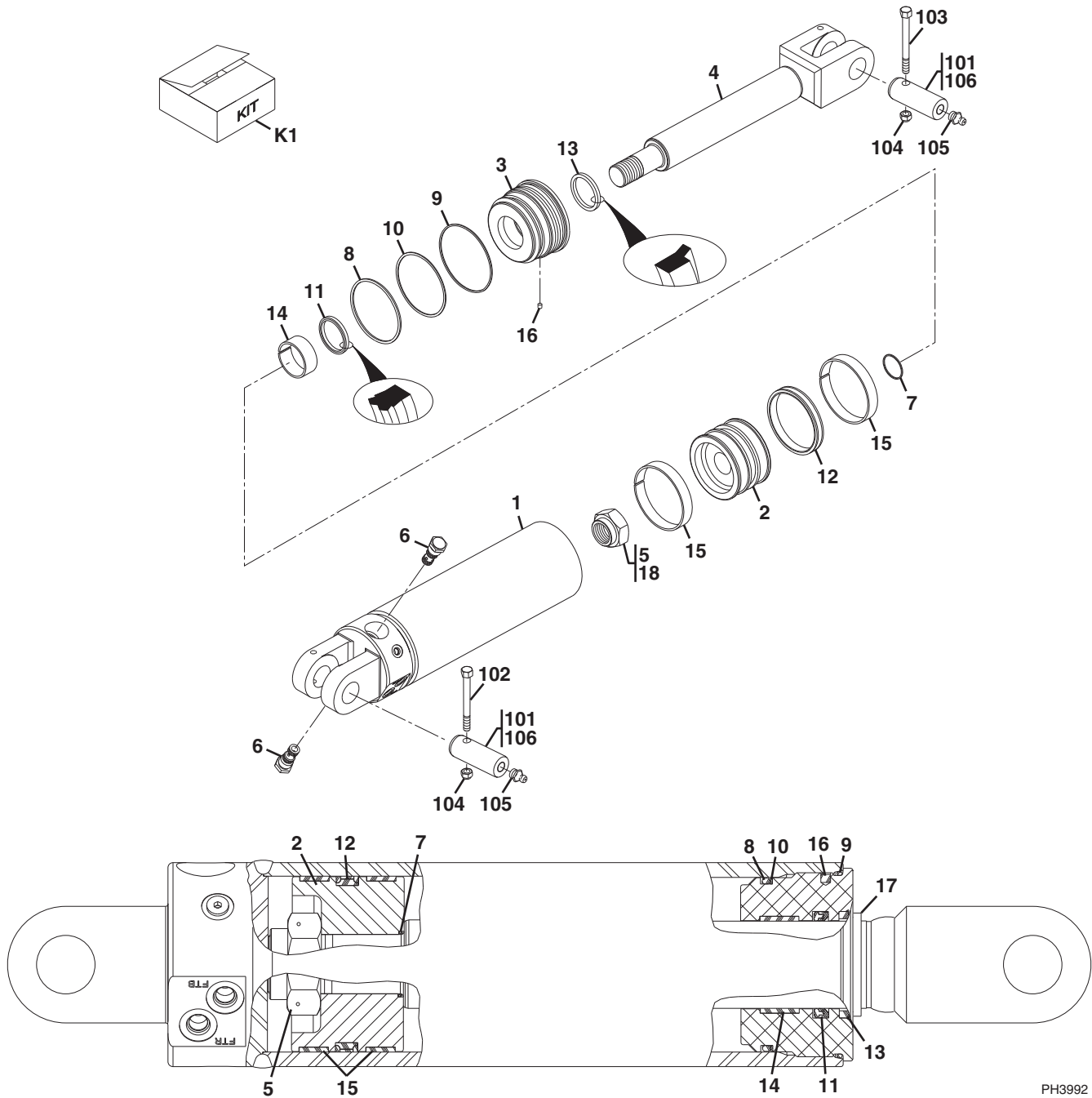
Figure 9-4 Tilt Compensation Cylinder

Item	Part Number	Qty.	Description	Rev.
	2714973	2	TILT COMPENSATION CYLINDER, (includes items 1 thru 16), (included item quantities are per single cylinder)	
1	8036001	1	CYLINDER TUBE	
2	8035613	1	PISTON	
3	8035612	1	HEAD GLAND, (torque to 300-400 lb-ft/406-542 Nm)	
4	8035611	1	ROD	
5	8035547	1	LOCKNUT, 1.375-12, (Loctite® & torque to 900-1050 lb-ft/1220-1424 Nm)	
6	Use Kit K1	1	O-RING	
7	Use Kit K1	1	O-RING	
8	Use Kit K1	1	O-RING	
9	Use Kit K1	1	BACK-UP RING	
10	Use Kit K1	1	BACK-UP RING	
11	Use Kit K1	1	DEEP Z-SEAL	
12	Use Kit K1	1	CAPPED T-SEAL	
13	Use Kit K1	1	SEAL WIPER	
14	Use Kit K1	2	WEARBAND	
15	Use Kit K1	2	WEARBAND	
16	Use Kit K1	2	LOCKING INSERT	
17	8526011	AR	LOCTITE® 271™, (apply to item 5)	
101	3423227	4	CYLINDER PIN	
102	8303782	4	HEX HD CAPSCREW, 1/2-13X4, GR5	
103	8305644	4	LOCKNUT, 1/2-13	
104	8520003	2	LUBE FITTING, 90 DEGREES	
105	8520001	2	STRAIGHT GREASE FITTING	
106	8522012	AR	ANTI-SEIZE LUBE, (apply to item 101)	
K1	8034695	2	SEAL KIT, (includes items 6 thru 16)	



# HYDRAULIC COMPONENTS

Figure 9-5 Frame Level Cylinder



PH3992





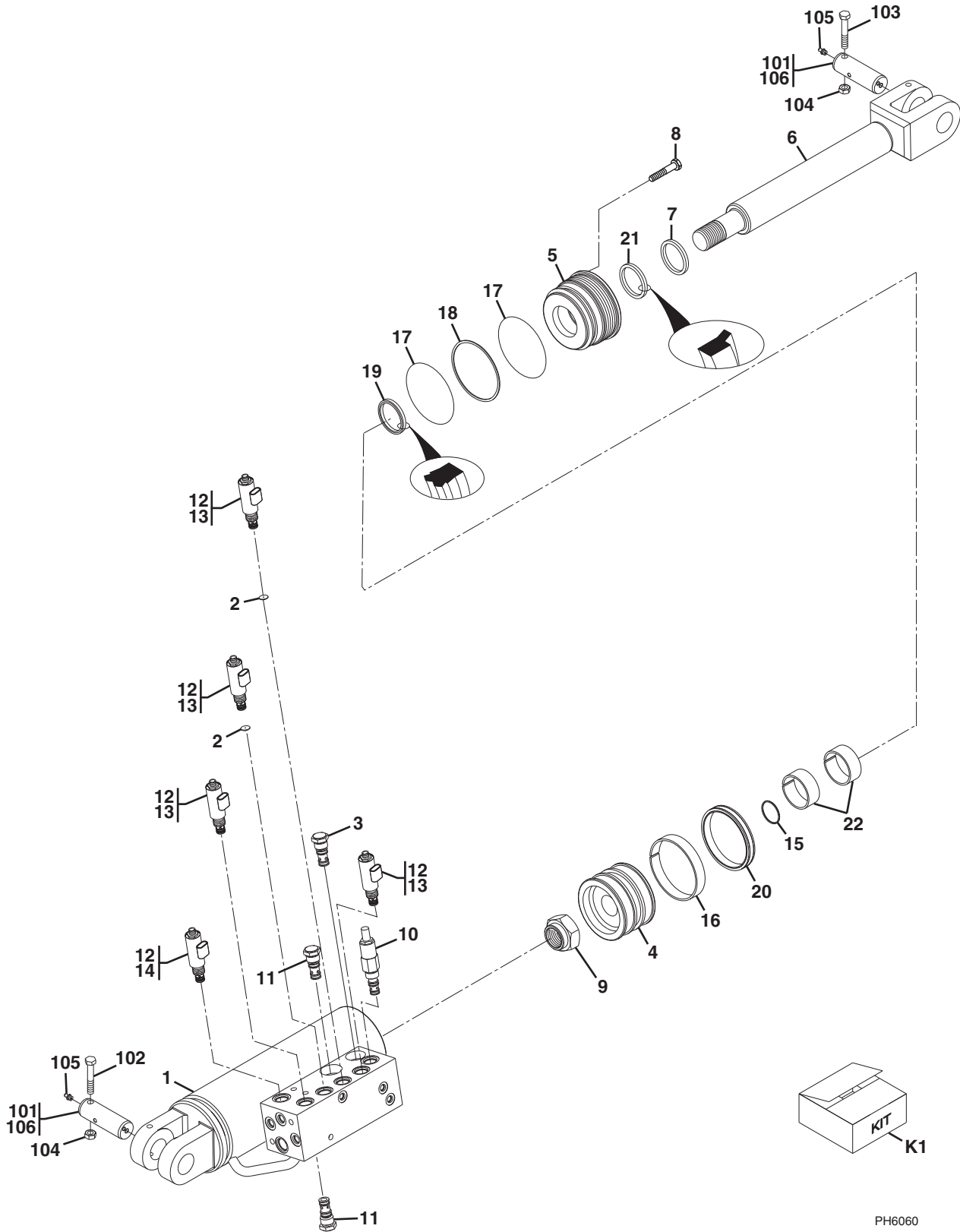
Figure 9-5 Frame Level Cylinder

Item	Part Number	Qty.	Description	Rev.
	2716563	1	FRAME LEVEL CYLINDER, (includes items 1 thru 17)	C
1	NSS	1	TUBE WELDMENT	
2	8035323	1	PISTON	
3	8035324	1	HEAD GLAND, (torque to 300-400 lb-ft/406-542 Nm)	
4	8035758	1	ROD WELDMENT	
5	8035322	1	HEX LOCKNUT, 1-1/2-12, (Loctite® & torque to 1100-1250 lb-ft/1490-1693 Nm)	
6	8035757	2	PO CHECK VALVE, SERIES 10, (torque to 35-40 lb-ft/47-54 Nm)	
	8035327	1	SEAL KIT	
7	Use Kit K1	1	O-RING	
8	Use Kit K1	1	O-RING	
9	Use Kit K1	1	O-RING	
10	Use Kit K1	1	BACK-UP RING	
11	Use Kit K1	1	DEEP Z-SEAL	
12	Use Kit K1	1	CAPPED T-SEAL	
13	Use Kit K1	1	SEAL WIPER	
14	Use Kit K1	1	PRECISION WEARBAND	
15	Use Kit K1	2	PRECISION WEARBAND	
16	Use Kit K1	1	LOCKING INSERT	
17	70021564	1	SQUARE RING	
18	8526011	AR	LOCTITE® 271™, (apply to item 5)	
101	7137142	2	CYLINDER PIN	
102	8303752	1	HEX HD CAPSCREW, 5/16-18X3-1/2	
103	8310039	1	HEX HD CAPSCREW, 5/16-18X3-3/4, GR5	
104	8305626	2	HEX LOCKNUT, 5/16-18	
105	8520001	2	STRAIGHT GREASE FITTING	
106	8522012	AR	ANTI-SEIZE LUBE, (apply to item 101)	
K1	8035326	1	SEAL KIT, (includes items 7 thru 16)	



# HYDRAULIC COMPONENTS

Figure 9-6 Stabil-Trak Cylinder



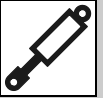


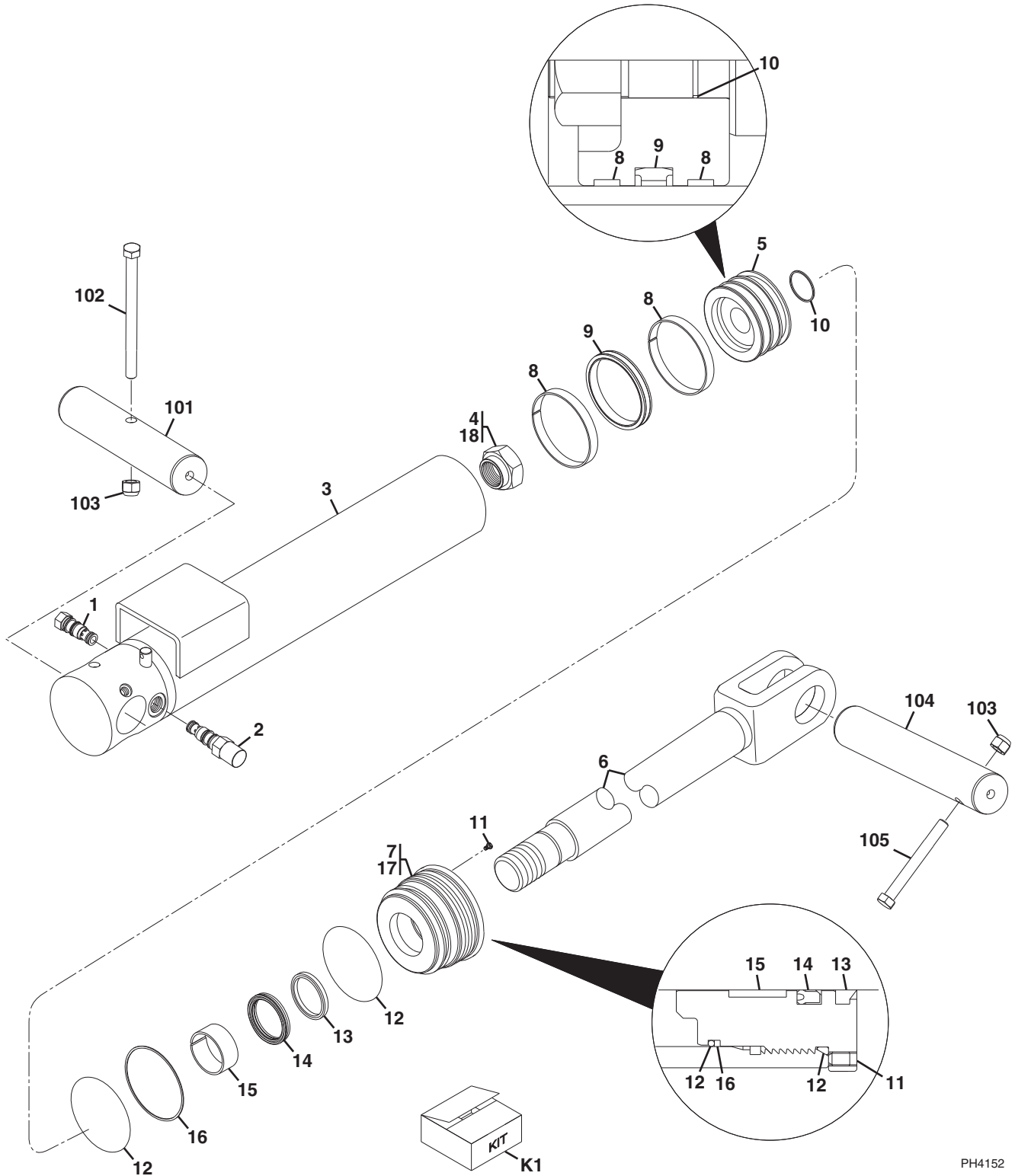
Figure 9-6 Stabil-Trak Cylinder

Item	Part Number	Qty.	Description	Rev.
	2717198	1	STABIL-TRAK CYLINDER, (includes all items)	D
1	NSS	1	TUBE WELDMENT	
2	8035781	2	CONICAL ORIFICE DISK, 0.06 DIA	
3	8036582	1	CHECK VALVE, (torque to 20-25 lb-ft/27-34 Nm)	
	7017496	1	SEAL KIT	
4	8036826	1	PISTON	
5	8036828	1	GUIDE, (torque to 300-350 lb-ft/406-474 Nm)	
6	8036827	1	ROD WELDMENT	
7	7029153	1	O-RING	
8	8036811	1	HEX SOCKET SET SCREW, 1/4-20X3/8, (torque to 3-4 lb-ft/4-5 Nm)	
9	8036825	1	LOCKNUT, 1-1/2-12, (torque to 1175-1400 lb-ft/1591-1896 Nm)	
10	8035282	1	PRESSURE REDUCING VALVE, (torque to 35-40 lb-ft/47-54 Nm)	
	8032994	1	SEAL KIT	
11	8035281	2	PO CHECK VALVE, SERIES 10, (torque to 35-40 lb-ft/47-54 Nm)	
	8036192	2	SEAL KIT	
12	7029246	5	SOLENOID COIL, (torque to 25-30 lb-ft/34-41 Nm)	
13	8036581	4	SOLENOID VALVE, 2 WAY, 12V	
	7017496	4	SEAL KIT	
14	8036580	1	SOLENOID VALVE, 4 WAY, 12V	
	7012903	1	SEAL KIT	
15	Use Kit K1	1	O-RING	
16	Use Kit K1	1	WEAR RING	
17	Use Kit K1	2	O-RING	
18	Use Kit K1	1	BACK-UP RING	
19	Use Kit K1	1	DEEP Z-SEAL	
20	Use Kit K1	1	CAPPED T-SEAL	
21	Use Kit K1	1	WIPER RING	
22	Use Kit K1	2	WEAR RING	
101	7137142	2	CYLINDER PIN	
102	8303752	1	HEX HD CAPSCREW, 5/16-18X3-1/2	
103	8310039	1	HEX HD CAPSCREW, 5/16-18X3-3/4, GR5	
104	8305626	2	HEX LOCKNUT, 5/16-18	
105	8520001	2	STRAIGHT GREASE FITTING	
106	8522012	AR	ANTI-SEIZE LUBE, (apply to item 101)	
K1	8036747	1	SEAL KIT, (includes items 15 thru 22)	



# HYDRAULIC COMPONENTS

Figure 9-7 Outrigger Cylinder



PH4152



Figure 9-7 Outrigger Cylinder

Item	Part Number	Qty.	Description	Rev.
	2717201	2	OUTRIGGER CYLINDER, (includes items 1 thru 16), (included item quantities are per single cylinder)	C
1	8036750	1	PO CHECK VALVE, (torque to 30-35 lb-ft/41-47 Nm)	
	2900770	1	SEAL KIT	
2	8036732	1	COUNTERBALANCE VALVE, 1000 PSI, (torque to 30-35 lb-ft/41-47 Nm)	
	8035327	1	SEAL KIT	
3	70020658	1	BARREL ASSY	
4	8036825	1	LOCKNUT, 1-1/2-12, GRC, (Loctite® & torque to 1650-1800 lb-ft/2235-2438 Nm)	
5	8036837	1	PISTON	
6	8036838	1	ROD WELDMENT	
7	8036839	1	HEAD GLAND, (Loctite® & torque to 250-350 lb-ft/339-474 Nm)	
8	Use Kit K1	2	PRECISION WEARBAND	
9	Use Kit K1	1	CAPPED T-SEAL	
10	Use Kit K1	1	O-RING	
11	8036811	1	SET SCREW, 1/4-20X3/8	
12	Use Kit K1	2	O-RING	
13	Use Kit K1	1	WIPER RING	
14	Use Kit K1	1	Z-SEAL	
15	Use Kit K1	1	PRECISION WEARBAND	
16	Use Kit K1	1	BACK-UP RING	
17	8526007	AR	LOCTITE® 242™, (apply to item 7)	
18	8526011	AR	LOCTITE® 271™, (apply to item 4)	
101	7090871	2	CYLINDER PIVOT PIN, (base end)	
102	8310151	2	HEX HD CAPSCREW, 1/2X7, GR5	
103	8305644	4	LOCKNUT, 1/2	
104	7090951	2	CYLINDER PAD PIVOT PIN, (rod end)	
105	8303629	2	HEX HD CAPSCREW, 1/2X4-1/2, GR5	
K1	8036784	2	SEAL KIT, (includes items 8 thru 10 & 12 thru 16)	



# HYDRAULIC COMPONENTS

Figure 9-8 50 in Side Shift Carriage Cylinder

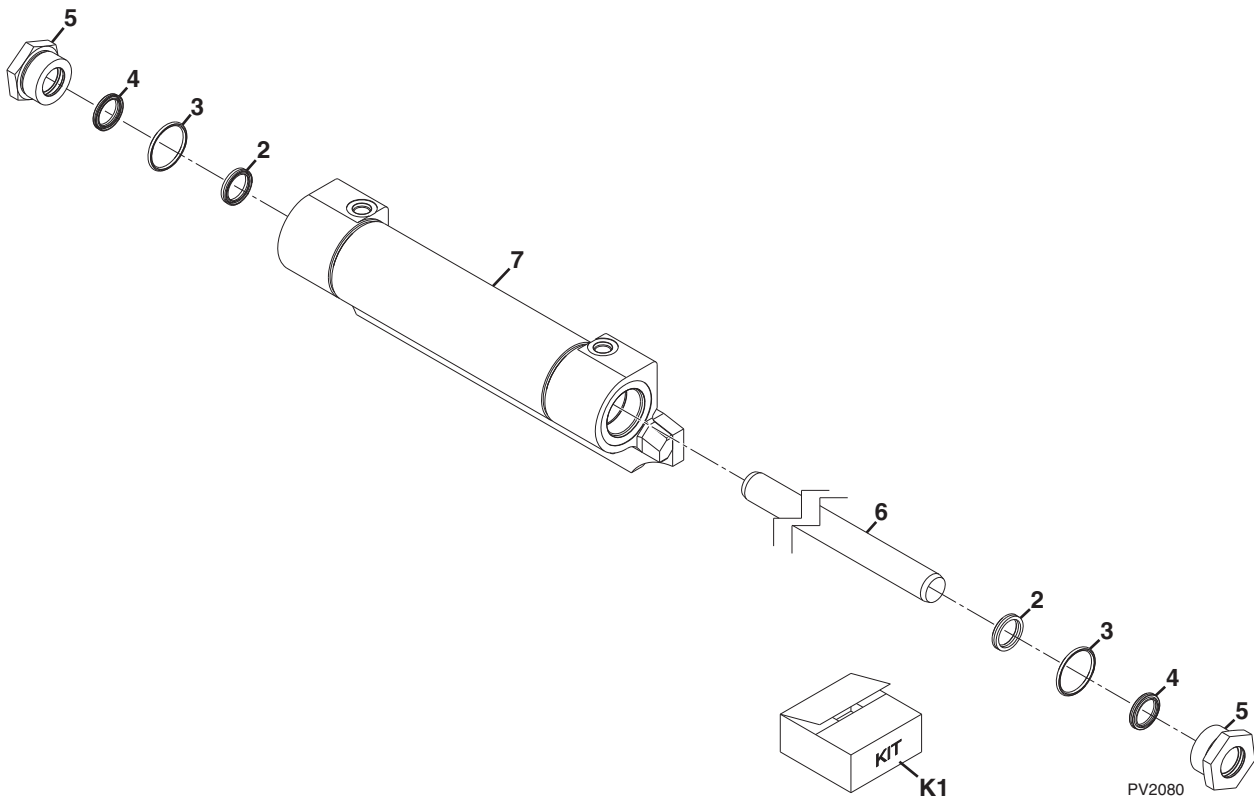




Figure 9-8 50 in Side Shift Carriage Cylinder

Item	Part Number	Qty.	Description	Rev.
	70024539	1	50 IN SIDE SHIFT CARRIAGE CYLINDER, (includes all items)	B
2	Use Kit K1	2	ROD SEAL	
3	70024547	2	O-RING	
4	Use Kit K1	2	ROD WIPER SEAL	
5	70024548	2	RETAINER SEAL	
6	NSS	1	ROD	
7	NSS	1	BARREL	
K1	70024549	1	SEAL KIT, (includes items 2 & 4)	



# HYDRAULIC COMPONENTS

## Figure 9-9 Main Control Valve

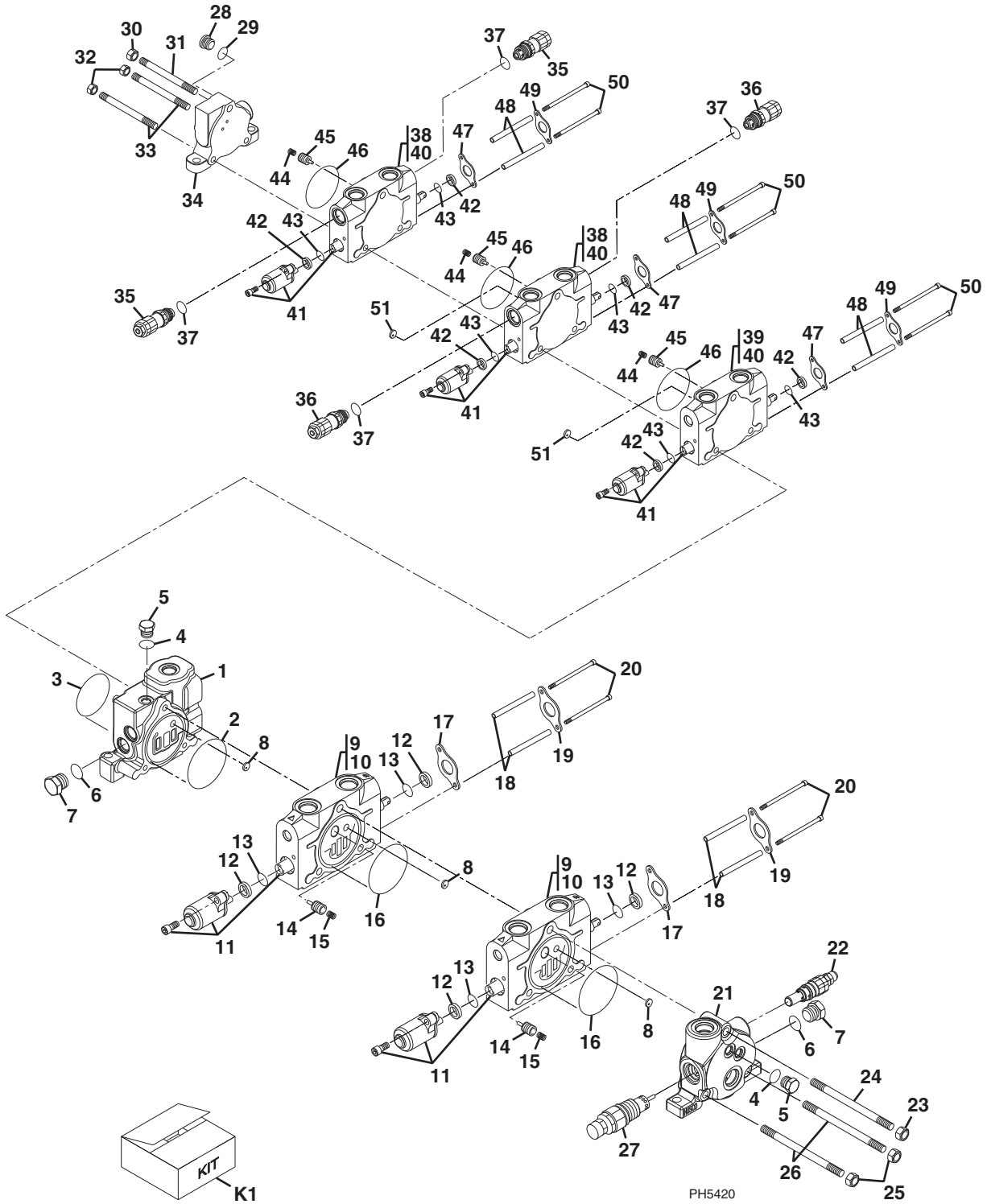






Figure 9-9 Main Control Valve

Item	Part Number	Qty.	Description	Rev.
	8902188	1	MAIN CONTROL VALVE, (includes all items)	
1	8035849	1	MID-INLET SECTION ASSY, (includes items 2 & 3)	
2	8034697	1	O-RING	
3	10837923	1	O-RING	
4	Use Kit K1	2	O-RING	
5	8035843	2	PLUG, (torque to 18 lb-ft/24 Nm)	
6	8036517	2	O-RING	
7	8035834	2	PLUG, (torque to 18 lb-ft/24 Nm)	
8	8035845	3	SHUTTLE	
9	8036179	2	BOOM EXTEND/RETRACT & LIFT/LOWER SECTION ASSY, (includes items 10 thru 17)	
10	NSS	2	SPOOL HOUSING	
11	NSS	2	SPOOL ASSY	
12	Use Kit K1	4	WIPER	
13	Use Kit K1	4	O-RING	
14	8035367	2	POPPET	
15	8035358	2	SPRING	
16	8034697	2	O-RING	
17	8036257	2	PLATE SEAL	
18	8036259	4	SPACER	
19	8036257	2	PLATE SEAL	
20	8035377	4	SOCKET HEAD CAPSCREW, (torque to 7 lb-ft/9.5 Nm)	
21	8036263	1	OUTLET SECTION ASSY	
22	8036176	1	LOAD SENSE RELIEF VALVE, 2550-2650 PSI, (torque to 33 lb-ft/45 Nm)	
	8036184	1	SEAL & SPRING KIT	
23	8035347	1	NUT, (torque to 74 lb-ft/100 Nm)	
24	8036282	1	TIE ROD	
25	8035381	2	NUT, (torque to 48 lb-ft/65 Nm)	
26	8036281	2	TIE ROD	
27	8035844	1	MAIN RELIEF VALVE, 3450-3550 PSI, (torque to 48 lb-ft/65 Nm)	
	8036183	1	SEAL & SPRING KIT	
28	8035843	1	PLUG, (torque to 18 lb-ft/24 Nm)	
29	Use Kit K1	1	O-RING	
30	8035346	1	NUT, (torque to 33 lb-ft/45 Nm)	
31	8036283	1	TIE ROD	
32	8035348	2	NUT, (torque to 18 lb-ft/24 Nm)	
33	8036284	2	TIE ROD	
34	8035848	1	OUTLET SECTION ASSY	
35	8036174	2	RELIEF ASSY VALVE, 3200-3300 PSI, (torque to 33 lb-ft/45 Nm), (includes item 37)	
	8036185	1	SEAL & SPRING KIT	
36	8036175	2	RELIEF VALVE ASSY, 3200-3300 PSI, (torque to 33 lb-ft/45 Nm), (includes item 37)	
	8035855	1	SEAL & SPRING KIT	
37	10837943	4	O-RING	
38	8036178	2	AUXILIARY & ATTACHMENT TILT SECTION ASSY, (includes items 40 thru 47)	
39	8036177	1	FRAME LEVEL/STABIL-TRAK SECTION ASSY, (includes items 40 thru 47)	
40	NSS	3	SPOOL HOUSING	



## HYDRAULIC COMPONENTS

Figure 9-9 Main Control Valve (Continued)

Item	Part Number	Qty.	Description	Rev.
41	NSS	3	SPOOL ASSY	
42	Use Kit K1	2	WIPER	
43	Use Kit K1	2	O-RING	
44	8035365	3	SPRING	
45	8035366	3	PISTON COMPENSATOR	
46	8036260	3	O-RING	
47	8036258	3	PLATE SEAL	
48	8036259	6	SPACER	
49	8036258	3	PLATE SEAL	
50	8035377	6	SOCKET HEAD CAPSCREW, (torque to 7 lb-ft/9.5 Nm)	
51	8035845	2	SHUTTLE	
K1	8036180	1	SEAL KIT, (includes items 2, 3, 4, 12, 13, 16, 29, 37, 42, 43 & 46)	



Figure 9-9 Main Control Valve (Continued)

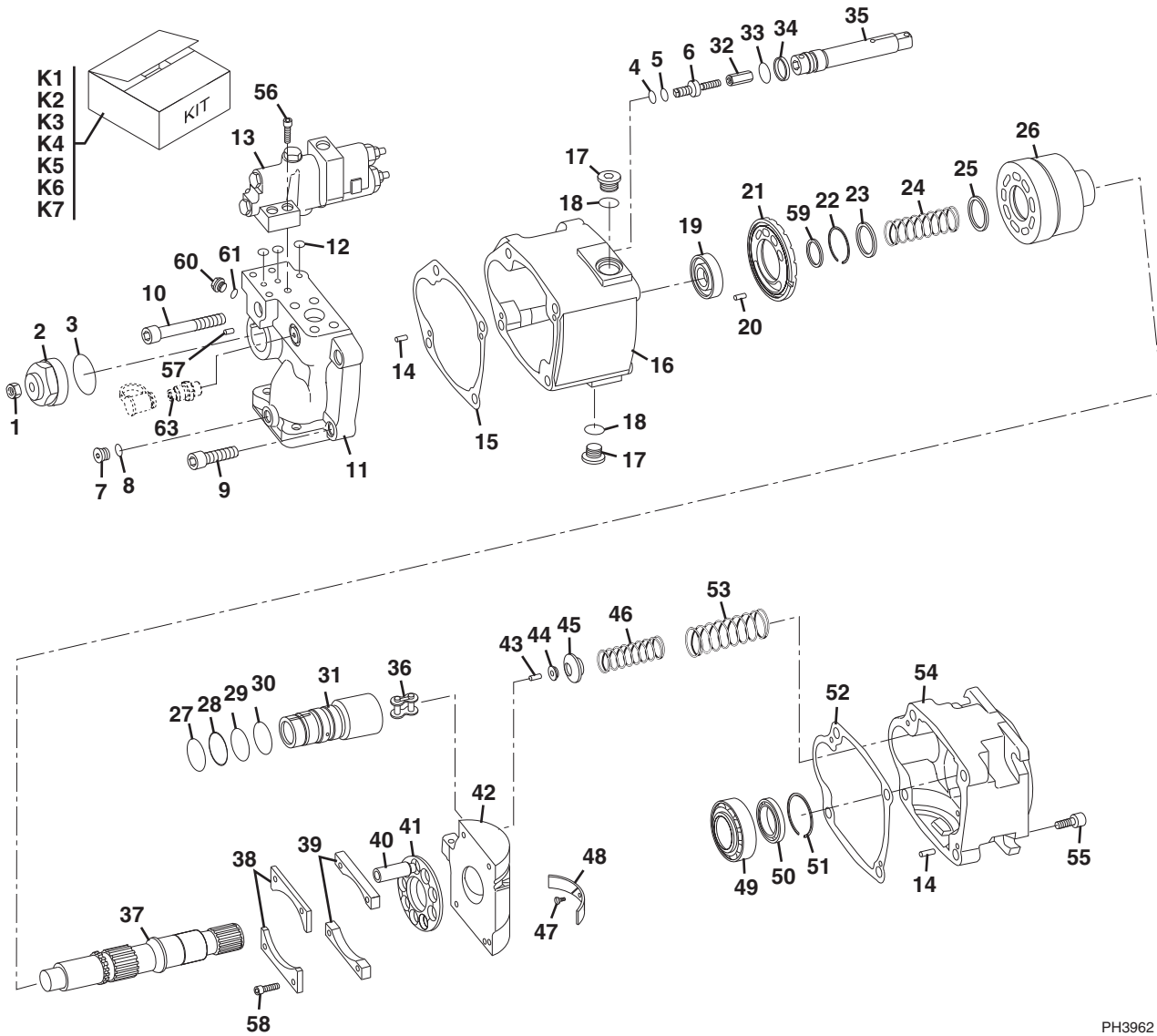
Item	Part Number	Qty.	Description	Rev.



# HYDRAULIC COMPONENTS

## Figure 9-10 Gear Pump

CHECK GEAR PUMP PART NUMBER PRIOR TO ORDERING REPLACEMENT PARTS.



PH3962



Figure 9-10 Gear Pump

Item	Part Number	Qty.	Description	Rev.
	8444228	1	GEAR PUMP, (RED), (if equipped), (includes all items)	
1	8035567	1	JAM NUT, (torque to 13.3-17.8 lb-ft/18-24.1 Nm)	
2	8035568	1	CAP, (s stop), (torque to 192.4-222 lb-ft/260.6-300.1 Nm)	
	8035569	1	CAP, (f stop), (torque to 192.4-222 lb-ft/260.6-300.1 Nm)	
3	Use Kit K2	1	O-RING	
4	Use Kit K2	1	BACK-UP RING	
5	Use Kit K2	1	O-RING	
6	8035570	1	ADJUSTMENT SCREW	
7	8035571	2	SAE GAGE PORT PLUG, (torque to 29-32 lb-ft/39-43 Nm)	
	8035572	2	ISO GAGE PORT PLUG, (torque to 29-32 lb-ft/39-43 Nm)	
8	Use Kit K2	2	O-RING	
9	8035573	3	SCREW, (torque to 76.2-94 lb-ft/103.2-127.3 Nm)	
10	8035574	1	SCREW, (torque to 76.2-94 lb-ft/103.2-127.3 Nm)	
11	8035575	1	VALVE BLOCK	
12	70021557	3	O-RING	
13	Use Kit K1	1	CONTROL SUBASSY	
14	8035577	4	PIN	
15	Use Kit K2	1	GASKET	
16	8035578	1	HOUSING	
17	8035579	2	DRAIN PLUG, (torque to 55.5-61.4 lb-ft/75.2-83.2 Nm)	
18	8035580	2	O-RING	
19	Use Kit K5	1	BEARING	
20	8035581	1	PIN	
21	8035582	1	VALVE PLATE	
22	Use Kit K3	1	RETAINING RING	
23	Use Kit K3	1	SPRING GUIDE	
24	Use Kit K3	1	SPRING	
25	Use Kit K3	1	SPRING GUIDE	
26	Use Kit K3	1	CYLINDER BLOCK	
27	Use Kit K2	1	BACK-UP RING	
28	Use Kit K2	1	O-RING	
29	Use Kit K2	1	O-RING	
30	Use Kit K2	1	BACK-UP RING	
31	8035583	1	CONTROL SLEEVE	
32	8035584	1	HEX NUT	
33	Use Kit K2	1	O-RING	
34	Use Kit K2	1	GLIDE RING	
35	8035585	1	CONTROL PISTON	
36	8035586	1	CHAIN LINK	
37	8035587	1	SHAFT	
38	Use Kit K3	2	LIMITER PLATE	
39	Use Kit K3	2	SPACER	
40	Use Kit K3	9	PISTON & SHOES SUBASSY	
41	Use Kit K3	1	SHOE CAGE	
42	Use Kit K4	1	YOKE	
43	Use Kit K4	1	PIN	
44	8035588	1	BUTTON	
45	Use Kit K4	1	SEAT	
46	8035589	1	SPRING	



## HYDRAULIC COMPONENTS

Figure 9-10 Gear Pump (Continued)

Item	Part Number	Qty.	Description	Rev.
47	Use Kit K4	2	SCREW, (torque to 2.7-3.3 lb-ft/3.7-4.5 Nm)	
48	Use Kit K4	2	SADDLE BEARING	
49	Use Kit K5	1	BEARING	
50	Use Kit K6	1	SHAFT SEAL	
51	Use Kit K2 or K6	1	RETAINING RING	
52	Use Kit K2	1	GASKET	
53	8035590	1	SPRING	
54	8035591	1	FLANGE	
55	8035592	4	SCREW, (torque to 76.2-94 lb-ft/103.2-127.3 Nm)	
56	8035593	4	SCREW, (torque to 23-27.4 lb-ft/31.2-37.1 Nm)	
57	8035595	1	PIN	
58	8035596	4	SCREW, (torque to 9.6-11 lb-ft/13-14.9 Nm)	
59	Use Kit K7	1	SHAFT SPACER	
60	8035597	2	PLUG	
61	8035598	2	O-RING, (torque to 11.1-11.8 lb-ft/15-16 Nm)	
63	8430033	1	STRAIGHT MALE NIPPLE	
K1	8036181	1	CONTROL KIT, (includes items 13 & 56)	
K2	8035561	1	SEAL KIT, (includes items 3 thru 5, 8, 15, 27 thru 30, 33, 34, 51 & 52)	
K3	8035562	1	ROTATING GROUP KIT, (includes items 22 thru 26, 38 thru 41 & 58)	
K4	8035563	1	YOKE & SADDLE BEARING KIT, (includes items 42, 43, 45, 47 & 48)	
K5	8035564	1	SHAFT BEARING KIT, (includes items 19 & 49)	
K6	8035565	1	SHAFT SEAL KIT, (includes items 50 & 51)	
K7	8035566	1	SHAFT SPACER KIT, (includes item 59)	



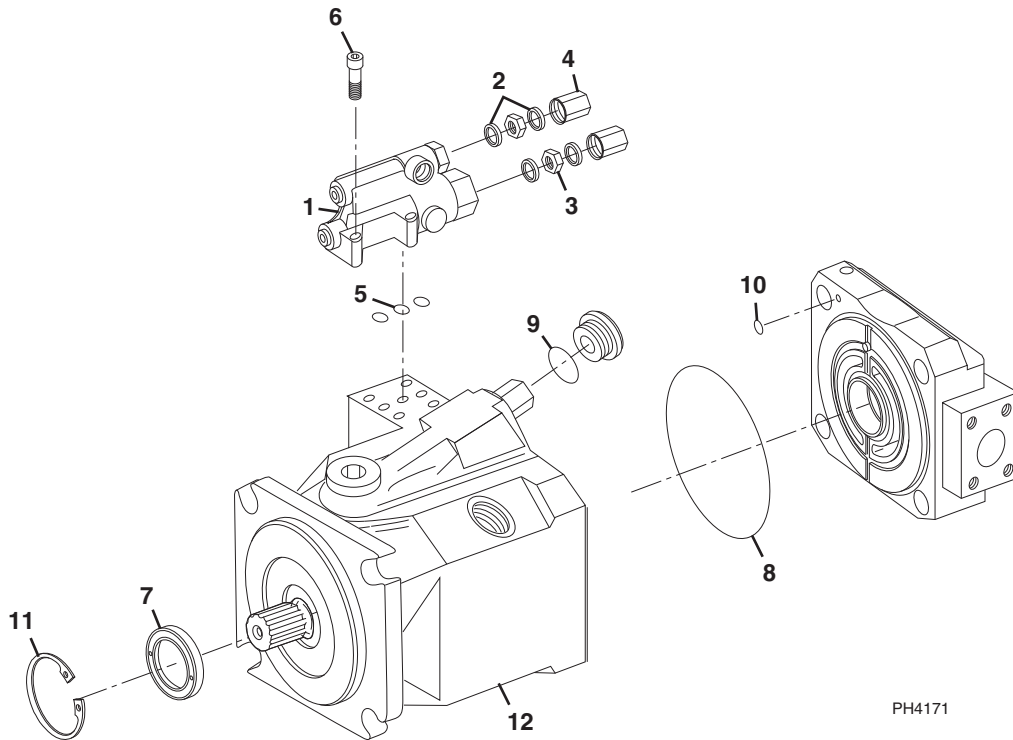
Figure 9-10 Gear Pump (Continued)

Item	Part Number	Qty.	Description	Rev.



Figure 9-10 Gear Pump

CHECK GEAR PUMP PART NUMBER PRIOR TO ORDERING REPLACEMENT PARTS.



PH4171





Figure 9-10 Gear Pump

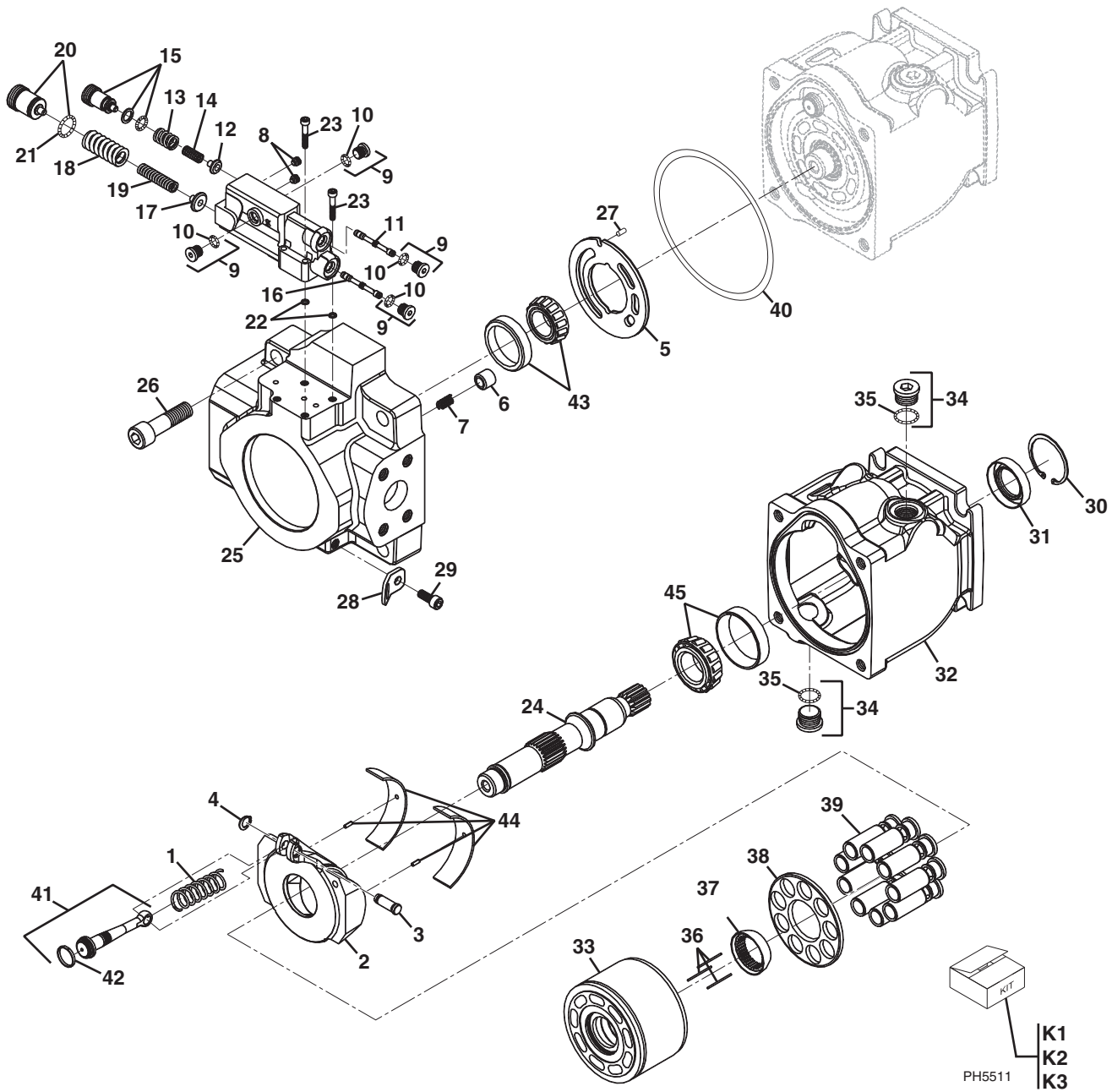
Item	Part Number	Qty.	Description	Rev.
	8444230	1	GEAR PUMP, <b>(BLACK)</b> , (if equipped), (includes all items)	
1	7024955	1	PILOT VALVE, (includes items 2 thru 6)	
2	7024956	4	SEAL RING	
3	7024957	2	LOCK NUT	
4	7024958	2	ACORN NUT	
5	7024922	3	O-RING	
6	7024954	4	SOCKET SCREW, M6X30-10.9	
7	7024947	1	SHAFT SEAL	
8	7024948	1	O-RING	
9	7024949	1	O-RING	
10	7024950	2	RING SEAL	
11	80334277	1	SAFETY RING	
12	NSS	1	HOUSING	



# HYDRAULIC COMPONENTS

## Figure 9-10 Gear Pump

CHECK GEAR PUMP PART NUMBER PRIOR TO ORDERING REPLACEMENT PARTS.



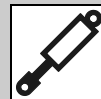


Figure 9-10 Gear Pump

Item	Part Number	Qty.	Description	Rev.
	1001135002	1	GEAR PUMP, (GREY), (if equipped), (includes all items)	A
1	70002580	1	BIAS SPRING	
2	70002581	1	SWASHPLATE	
3	70002582	1	RETAINER PIN	
4	70002583	1	RETAINING RING	
5	70002584	1	RH PLATE	
6	70001956	1	CHECK VALVE POPPET	
7	70001955	1	SPRING	
8	70023351	2	SET SCREW	
9	70002133	4	PLUG ASSY, (includes item 10)	
10	7007207	4	O-RING	
11	70023352	1	SPOOL	
12	70023353	1	LH SPRING GUIDE	
13	70023354	1	LEFT SIDE OUTER SPRING	
14	70023355	1	LEFT SIDE INNER SPRING	
15	70024039	1	LEFT SIDE ADJUSTING PLUG	
16	70023352	1	CONTROL SPOOL	
17	70023357	1	PC SPRING GUIDE	
18	70023358	1	PC OUTER SPRING	
19	70023359	1	PC INNER SPRING	
20	70024040	1	PC ADJUSTING SPRING, (includes item 21)	
21	NSS	1	O-RING	
22	70023362	4	SEAL RING	
23	70023363	4	SCREW	
24	70023364	1	SHAFT, (14 tooth)	
25	70024041	1	RADIAL END CAP	
26	70002588	4	SCREW	
27	7007446	1	SLOTTED PIN	
28	7022340	1	LIFTING BRACKET	
29	70002590	1	SCREW	
30	7023962	1	RETAINING RING	
31	70022287	1	LIP SEAL	
32	70022288	1	HOUSING	
33	70023996	1	CYLINDER BLOCK ASSY	
34	7023964	2	PLUG, (includes item 35)	
35	7007415	2	O-RING	
36	7021275	3	HOLD DOWN RING	
37	70002592	1	SLIPPER RETAINER GUIDE	
38	70002593	1	SLIPPER RETAINER	
39	70023997	9	PISTON ASSY	
40	70002595	1	END CAP SEAL	
41	70023998	1	PISTON ASSY, (includes item 42)	
42	70023999	1	PISTON RING	
43	70002585	1	REAR BEARING KIT	
44	70002579	1	SWASHPLATE BEARING KIT	
45	70002578	1	FRONT BEARING KIT	
K1	70024000	1	CYLINDER BLOCK KIT, (includes items 33 & 36 thru 39)	



## HYDRAULIC COMPONENTS

**Figure 9-10 Gear Pump (Continued)**

Item	Part Number	Qty.	Description	Rev.
K2	70023350	1	CONTROL KIT, (includes items 8 thru 23)	
K3	70002599	1	SEAL KIT, (includes items 10, 15, 21, 22, 31, 35 & 40)	



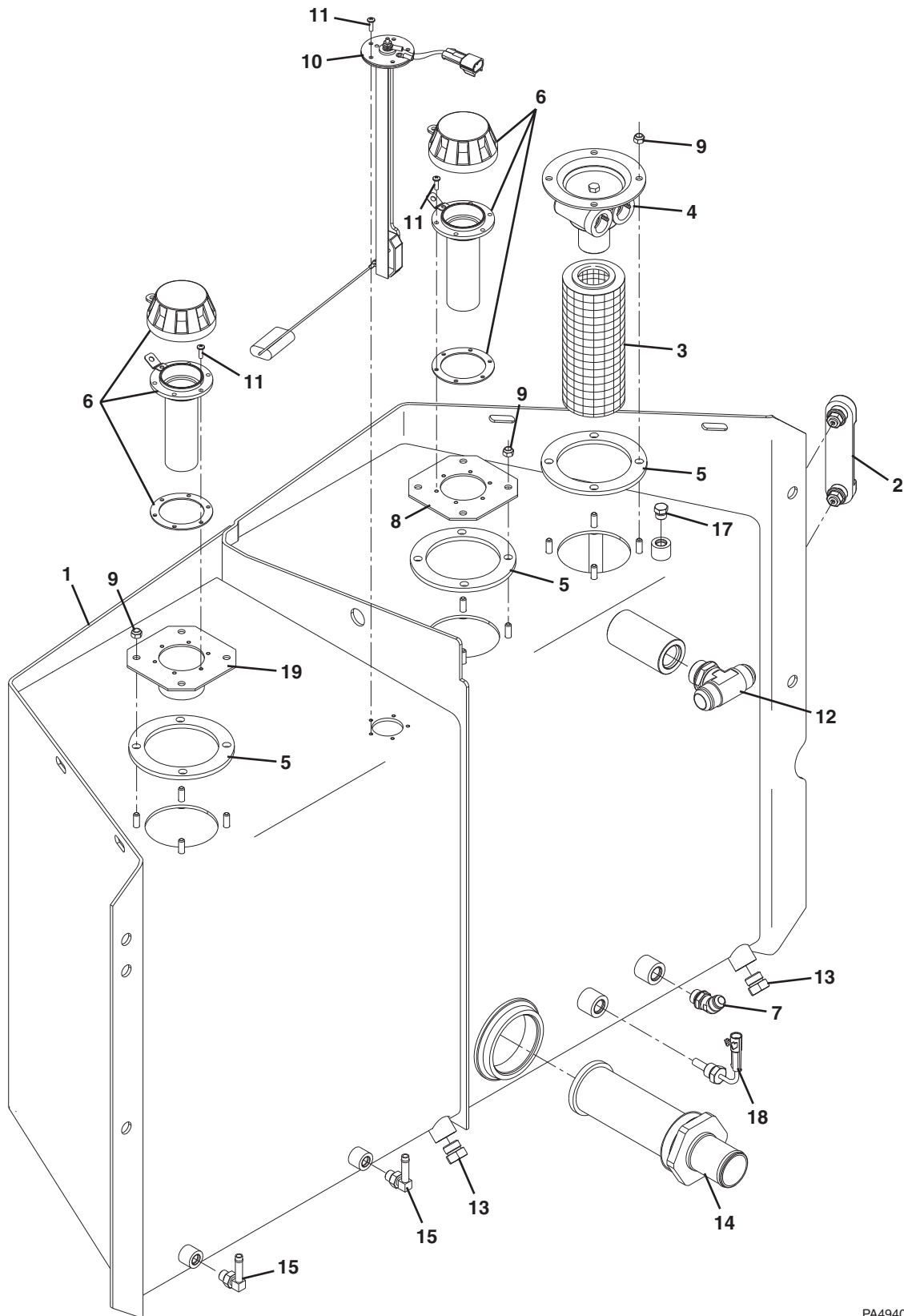
Figure 9-10 Gear Pump (Continued)

Item	Part Number	Qty.	Description	Rev.



# HYDRAULIC COMPONENTS

## Figure 9-11 Fuel/Hydraulic Tank Assembly



PA4940



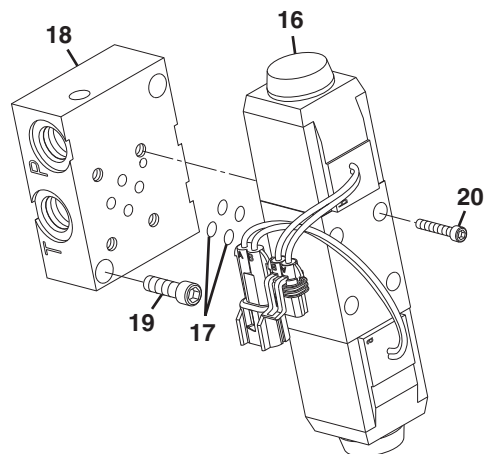
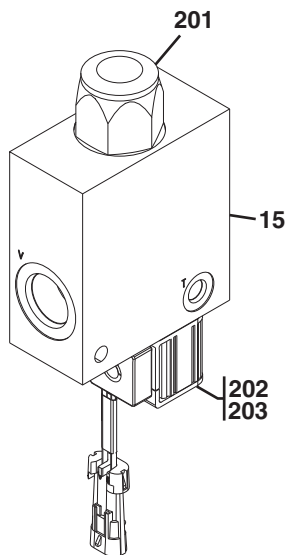
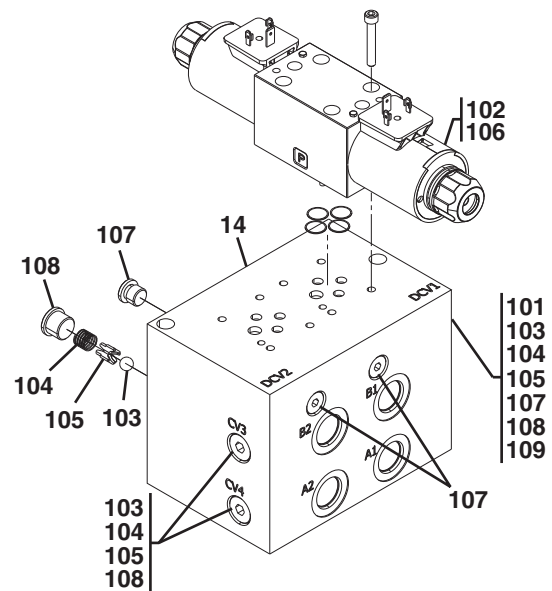
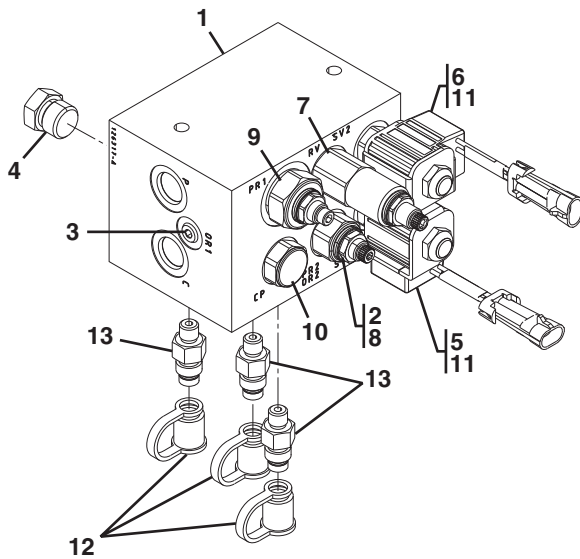
Figure 9-11 Fuel/Hydraulic Tank Assembly

Item	Part Number	Qty.	Description	Rev.
	1001100218		FUEL/HYDRAULIC TANK ASSY, (includes all items)	E
1	7301862	1	FUEL/HYDRAULIC TANK	
2	7024441	1	SIGHT GAUGE, (torque bolts to 4-5 lb-ft/5.4-6.8 Nm)	
3	8320265	1	RETURN FILTER ELEMENT	
4	1001091752	1	INTAKE FILTER HEAD	
5	7138209	3	HYDRAULIC TANK GASKET	
6	7139077	2	FILLER/BREATHER	
7	2220500	1	ELBOW, 45 DEGREES, (includes o-ring)	
8	7139076	1	PLATE	
9	8305626	12	HEX LOCKNUT, 5/16-18	
10	1001145026	1	FUEL LEVEL SENDER	
11	8310163	17	PAN HD SCREW, #10-24X5/8	
12	8760552	1	MALE BRANCH TEE, #16, (includes o-ring)	
13	2220239	2	HEX HD PLUG, (includes o-ring)	
14	7138740	1	SUCTION STRAINER	
	7029716	1	O-RING	
15	8430034	2	ELBOW, 90 DEGREES, (includes o-ring)	
17	2220237	1	HEX HD PLUG, #6, (includes o-ring)	
18	8223226	1	HYDRAULIC TEMPERATURE SWITCH, 195°F	
19	1001134961	1	FUEL FILL ADAPTER	



# HYDRAULIC COMPONENTS

Figure 9-12 Directional Control Valve



PH5430





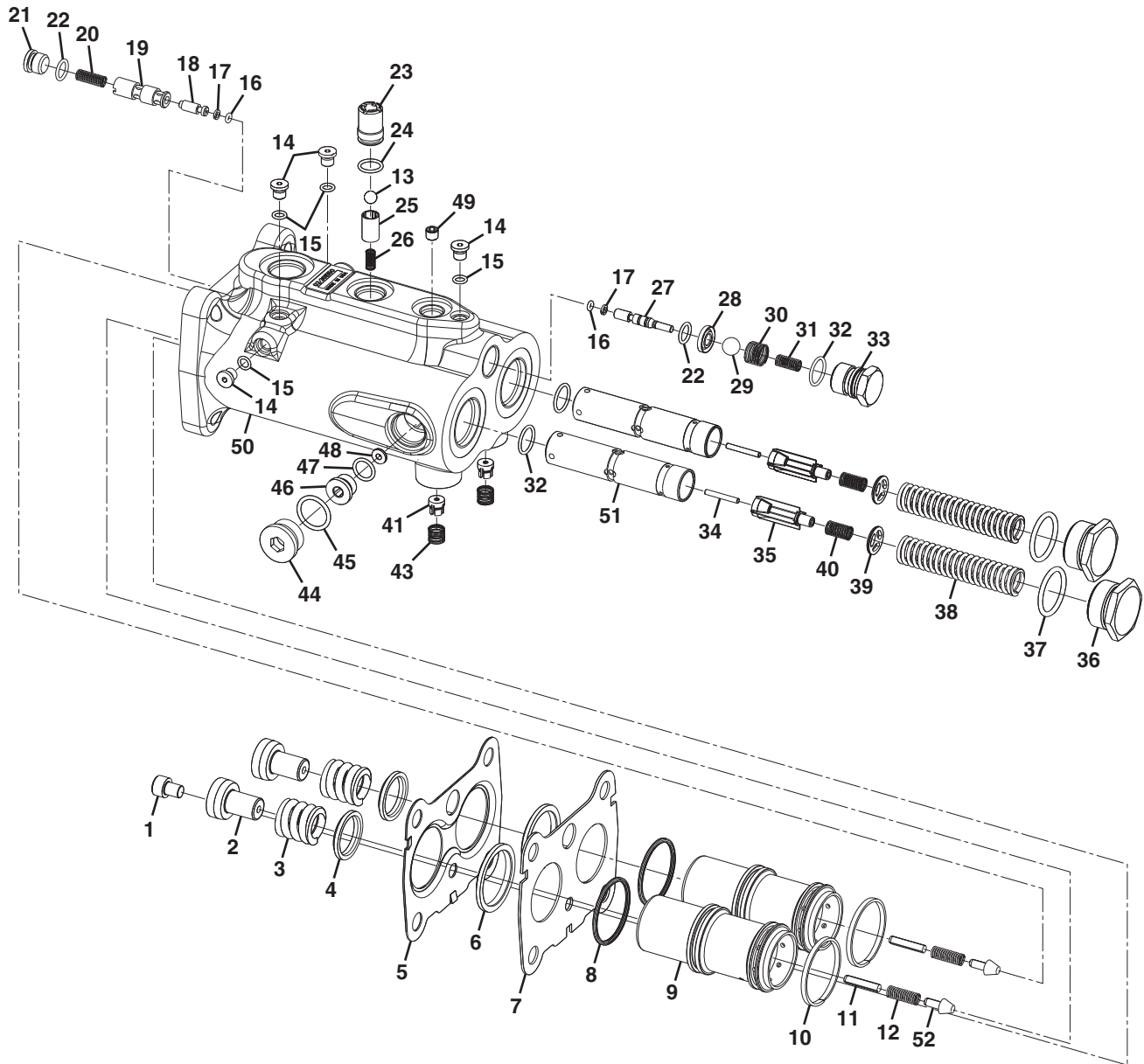
Figure 9-12 Directional Control Valve

Item	Part Number	Qty.	Description	Rev.
1	1001103150	1	SECONDARY FUNCTION MANIFOLD, (includes items 2 thru 11)	A
2	70023453	1	ORRIFICE PLUG	
3	70023454	1	ORRIFICE PLUG	
4	91474023	1	CHECK VALVE, (torque to 23-27 lb-ft/31-37 Nm)	
5	70022722	1	SOLENOID VALVE CARTRIDGE, (torque to 23-27 lb-ft/31-37 Nm), (torque coil to 5-7 lb-ft/7-9.5 Nm)	
6	70022723	1	SOLENOID VALVE CARTRIDGE, (torque to 23-27 lb-ft/31-37 Nm), (torque coil to 5-7 lb-ft/7-9.5 Nm)	
7	70022721	1	RELIEF VALVE, (650 psi), (torque to 37-41 lb-ft/50-55.5 Nm)	
8	70022719	1	PRESSURE REDUCING VALVE, (550 psi), (torque to 37-41 lb-ft/50-55.5 Nm)	
9	70022720	1	PRESSURE REDUCING VALVE, (2500 psi), (torque to 21 lb-ft/28.5 Nm)	
10	70023455	1	CAVITY PLUG, (torque to 37-41 lb-ft/50-55.5 Nm)	
11	70022724	2	SOLENOID COIL WITH DIODE	
12	8430032	3	DUST PLUG	
13	8430033	3	DIAGNOSTIC NIPPLE	
14	1001103153	1	OUTRIGGER VALVE, (includes items 101 thru 109)	A
15	1001103147	1	EXTEND LOCKOUT VALVE ASSY, ( <b>10054</b> ), (includes items 201 thru 203)	A
16	1001103152	1	STEER SELECT VALVE, (includes item 17)	C
17	8640017	AR	O-RING	
18	8902111	1	STEER SELECT VALVE SUBPLATE	
19	8310326	2	SOCKET HD CAPSCREW, 5/16-18X1-1/8	
20	8310327	4	SOCKET HD CAPSCREW, #10-24X1-1/8	
101	70022724	1	MANIFOLD	
102	70023505	2	DIRECTIONAL CONTROL VALVE	
103	70023506	6	BALL BEARING, 0.3125	
104	70023507	6	SPRING	
105	70023508	6	RETAINER	
106	70023509	2	ORRIFICE	
107	8032790	6	PORT PLUG, (torque to 7.5-8.3 lb-ft/10.2-11.2 Nm)	
108	88662192	6	PORT PLUG, (torque to 25.7-28.1 lb-ft/34.8-38.1 Nm)	
109	70023510	3	EXPANDER PLUG, 7mm	
201	70023519	1	LOGIC ELEMENT, (65 lb-ft/88 Nm)	
	70023520	1	SEAL KIT	
202	70023521	1	SOLENOID, (torque to 23-27 lb-ft/31-36.5 Nm)	
	8032694	1	SEAL KIT	
203	70022724	1	METRIPACK COIL, (torque to 3 lb-ft/4 Nm)	



# HYDRAULIC COMPONENTS

Figure 9-13 Brake Valve



PAL5171

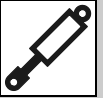


Figure 9-13 Brake Valve

Item	Part Number	Qty.	Description	Rev.
	1001106836	1	BRAKE VALVE, (includes all items)	A
1	91474454	1	SCREW	
2	91474442	2	PIN	
3	70020659	2	SPRING	
4	91474441	2	WIPER	
5	70020660	1	COVER	
6	91474440	2	WIPER	
7	70020661	1	COVER	
8	91474439	2	QUAD RING	
9	70020662	2	PISTON	
10	70020663	2	PISTON RING	
11	70023037	2	PIN	
12	91474438	2	SPRING	
13	91474452	1	BALL	
14	91474450	4	PLUG	
15	91474451	4	O-RING	
16	91474453	2	O-RING	
17	91514199	2	BACKUP RING	
18	91474455	1	DUMP PISTON	
19	91474456	1	DUMP SPOOL	
20	70020665	1	SPRING	
21	91474458	1	PLUG	
22	91514198	2	O-RING	
23	70020666	1	INLET SEAT	
24	70020667	1	O-RING	
25	70020668	1	RETAINER	
26	70020669	1	SPRING	
27	91474447	1	PISTON	
28	91474446	1	SEAT	
29	70020670	1	BALL	
30	70020671	1	SPRING	
31	70020672	1	SPRING	
32	91514197	3	O-RING	
33	91474443	1	PLUG	
34	70020673	2	NEEDLE ROLLER	
35	70020674	2	MAKE-UP CHECK	
36	91474434	2	PLUG	
37	91474435	2	O-RING	
38	70020675	2	SPRING	
39	70020676	2	SPRING GUIDE	
40	70020677	2	SPRING	
41	70020678	2	ORIFICE	
43	70020679	2	SPRING	
44	91474459	1	PLUG	
45	91474460	1	O-RING	
46	70020680	1	PLUG	
47	70020681	1	O-RING	
48	70020682	1	ORIFICE	
49	70023039	1	ORIFICE	



## HYDRAULIC COMPONENTS

Figure 9-13 Brake Valve (Continued)

Item	Part Number	Qty.	Description	Rev.
50	NSS	1	HOUSING	
51	NSS	2	SPOOL	
52	70023038	2	POPPET	



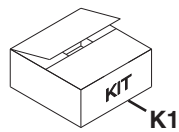
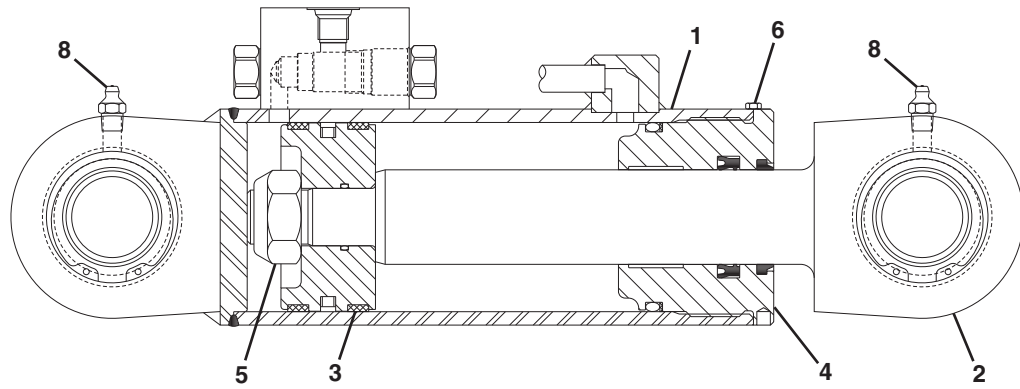
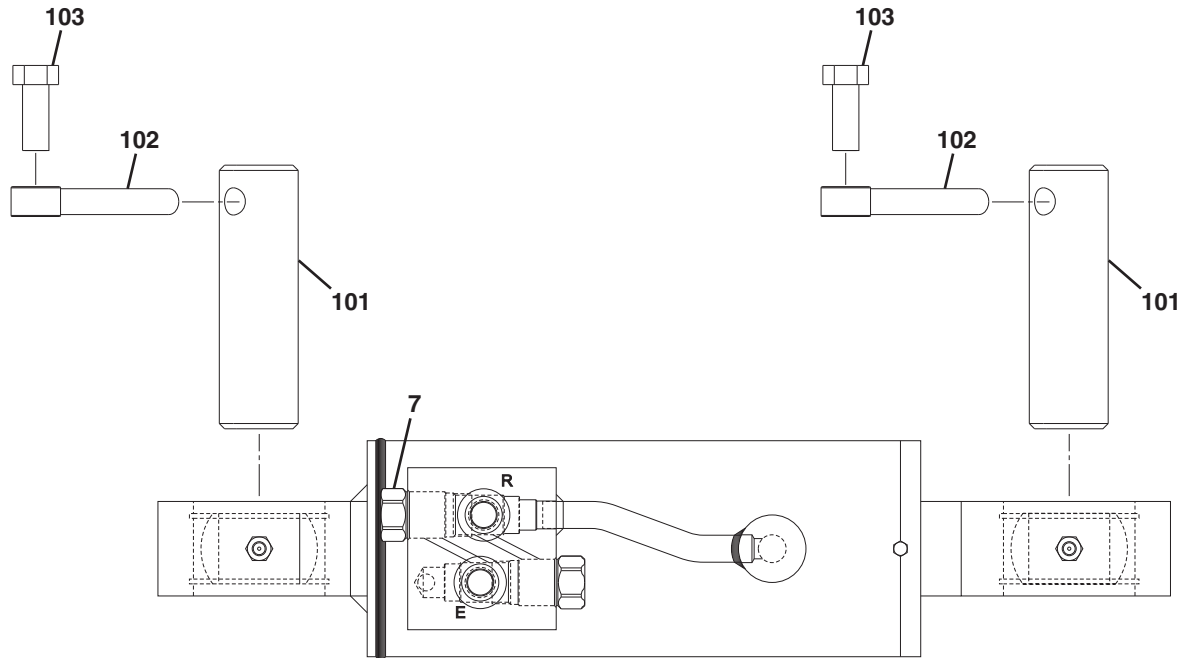
Figure 9-13 Brake Valve (Continued)

Item	Part Number	Qty.	Description	Rev.



# HYDRAULIC COMPONENTS

Figure 9-14 Side Tilt Carriage Cylinder



PY1582



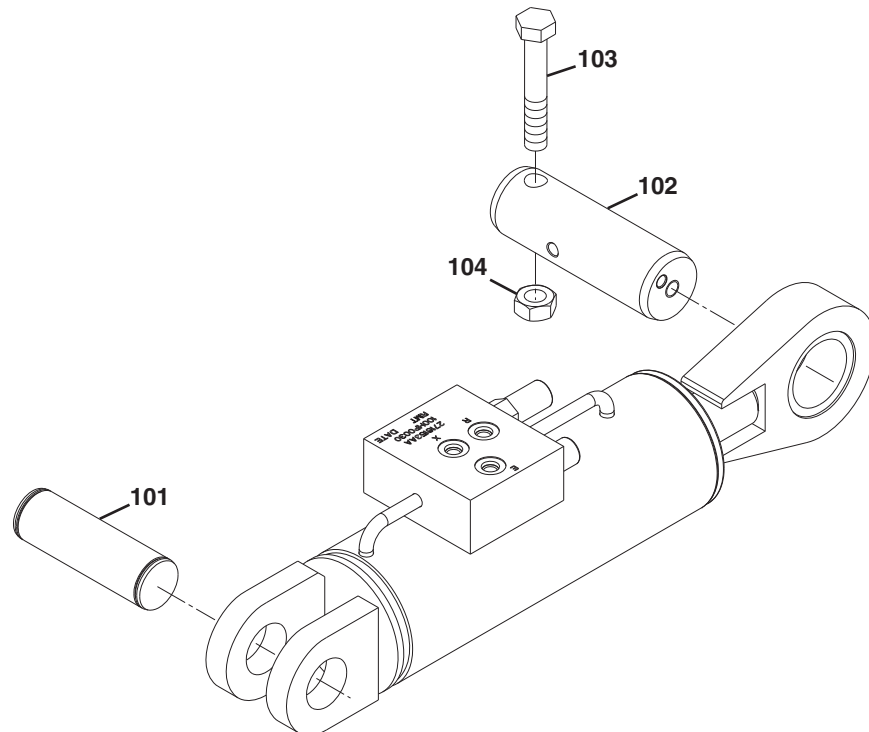
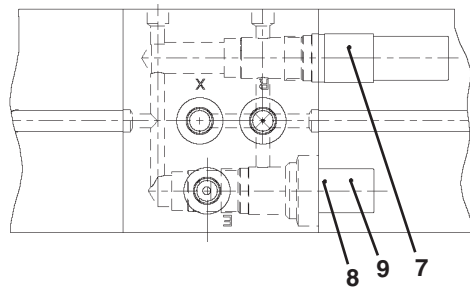
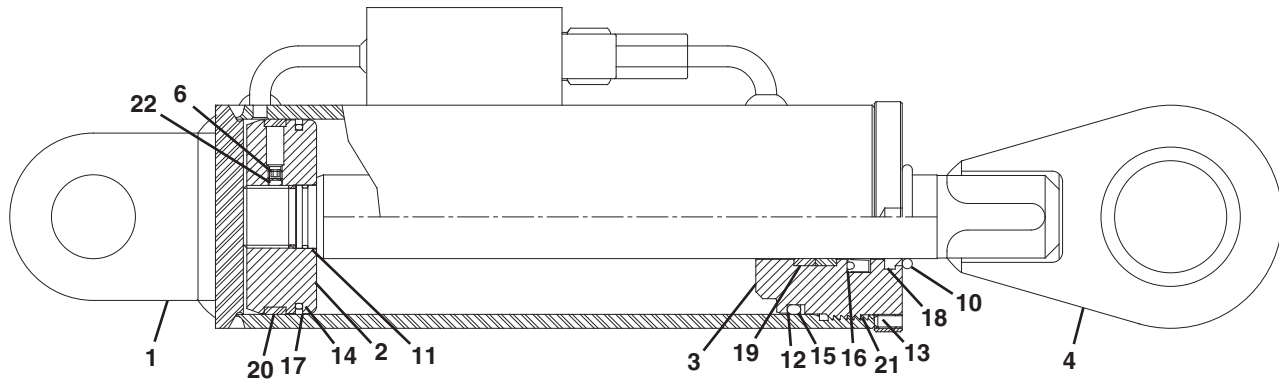
Figure 9-14 Side Tilt Carriage Cylinder

Item	Part Number	Qty.	Description	Rev.
	1001090134	1	SIDE TILT CARRIAGE CYLINDER, (includes all items)	B
1	70022038	1	BARREL ASSY	
2	70022039	1	ROD ASSY	
3	70022040	1	PISTON	
	70022042	1	SEAL KIT	
4	70024002	1	ROD BEARING	
	70022043	1	SEAL KIT	
5	90022230	1	HEX NUT	
6	7029760	1	CAPSCREW	
7	4640438	2	CHECK VALVE	
	2900770	1	SEAL KIT	
8	91044080	2	GREASE FITTING	
101	3423307	2	CYLINDER PIN	
102	3841203	2	KEEPER	
103	0681810	2	HEX HD CAPSCREW, 1/2-13X1-1/4	
K1	70022041	1	SEAL KIT, (contains 70022042 & 70022043)	



# HYDRAULIC COMPONENTS

Figure 9-15 72 Inch 90 Degree Swing Carriage Cylinder



PY1713





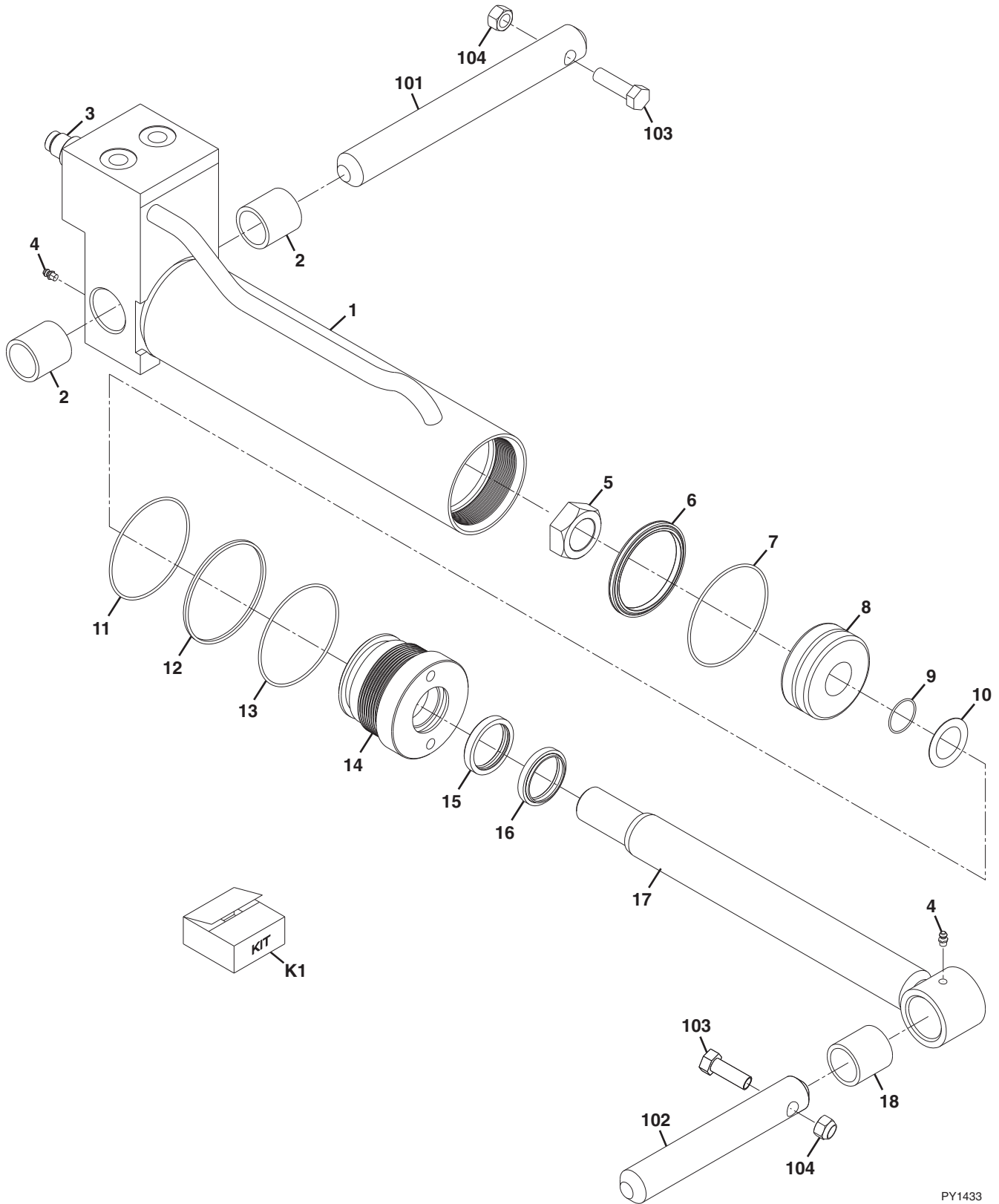
Figure 9-15 72 Inch 90 Degree Swing Carriage Cylinder

Item	Part Number	Qty.	Description	Rev.
	1001103182	2	72 IN 90 DEGREE SWING CARRIAGE CYLINDER, (includes items 1 thru 22), (included item quantities are per single cylinder)	B
1	70022044	1	TUBE ASSY	
2	8035863	1	PISTON	
3	8035862	1	HEAD GLAND	
4	70022045	1	ROD ASSY	
5	70022046	1	BEARING, (not shown)	
6	8035536	2	SET SCREW, 5/16-18X1/2	
7	70020428	1	RELIEF VALVE, (preset to 2000 psi)	
	7024574	1	SEAL KIT	
8	8033786	1	COUNTERBALANCE VALVE, (preset to 3000 psi)	
	8205655	1	SEAL KIT	
9	70021812	1	TAMPERPROOF CAP	
11	Use Kit K1	1	O-RING	
12	Use Kit K1	1	O-RING	
13	Use Kit K1	1	O-RING	
14	Use Kit K1	1	SQUARE RING	
15	Use Kit K1	1	BACKUP RING	
16	Use Kit K1	1	SEAL	
17	Use Kit K1	1	PISTON SEAL	
18	Use Kit K1	1	ROD WIPER	
19	Use Kit K1	2	WEARBAND	
20	Use Kit K1	1	WEARBAND	
21	Use Kit K1	2	INSERT	
22	Use Kit K1	2	INSERT	
101	7110722	2	CYLINDER PIN, (base end)	
102	7110712	2	CYLINDER PIN, (rod end)	
103	8303634	2	HEX HD CAPSCREW, 5/8-11X4, GR5	
104	8305643	2	HEX NUT, 5/8-11	
K1	2915023	2	SEAL KIT, (includes items 11 thru 22)	



# HYDRAULIC COMPONENTS

Figure 9-16 Grapple Bucket Cylinder



PY1433

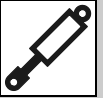


Figure 9-16 Grapple Bucket Cylinder

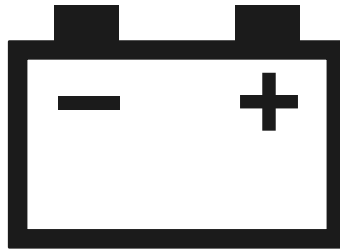
Item	Part Number	Qty.	Description	Rev.
	70021393	2	GRAPPLE BUCKET CYLINDER, (includes items 1 thru 18), (included item quantities are per single cylinder)	
1	70021465	1	CYLINDER TUBE	
2	70021448	2	BUSHING	
3	70021464	2	VALVE CARTRIDGE	
4	90554045	2	GREASE FITTING	
5	70021440	1	HEX NUT	
6	Use Kit K1	1	PISTON RING	
7	Use Kit K1	1	O-RING	
8	70021451	1	PISTON	
9	Use Kit K1	1	O-RING	
10	70021444	1	WASHER	
11	Use Kit K1	1	O-RING	
12	Use Kit K1	1	BACK-UP WASHER	
13	Use Kit K1	1	O-RING	
14	70021446	1	CYLINDER GLAND	
15	Use Kit K1	1	POLY-PAK SEAL	
16	Use Kit K1	1	ROD WIPER	
17	70021462	1	PISTON ROD	
18	70021447	1	BUSHING	
101	70021364	2	CYLINDER PIN, (base end)	
102	70021365	2	CYLINDER PIN, (rod end)	
103	70021399	4	HEX HD CAPSCREW, 3/8X2-1/4	
104	70021367	4	LOCK NUT, 3/8	
K1	70021452	1	SEAL KIT, (includes items 6, 7, 9, 11 thru 13, 15 & 16)	

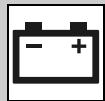


## HYDRAULIC COMPONENTS

**This Page Intentionally Left Blank**

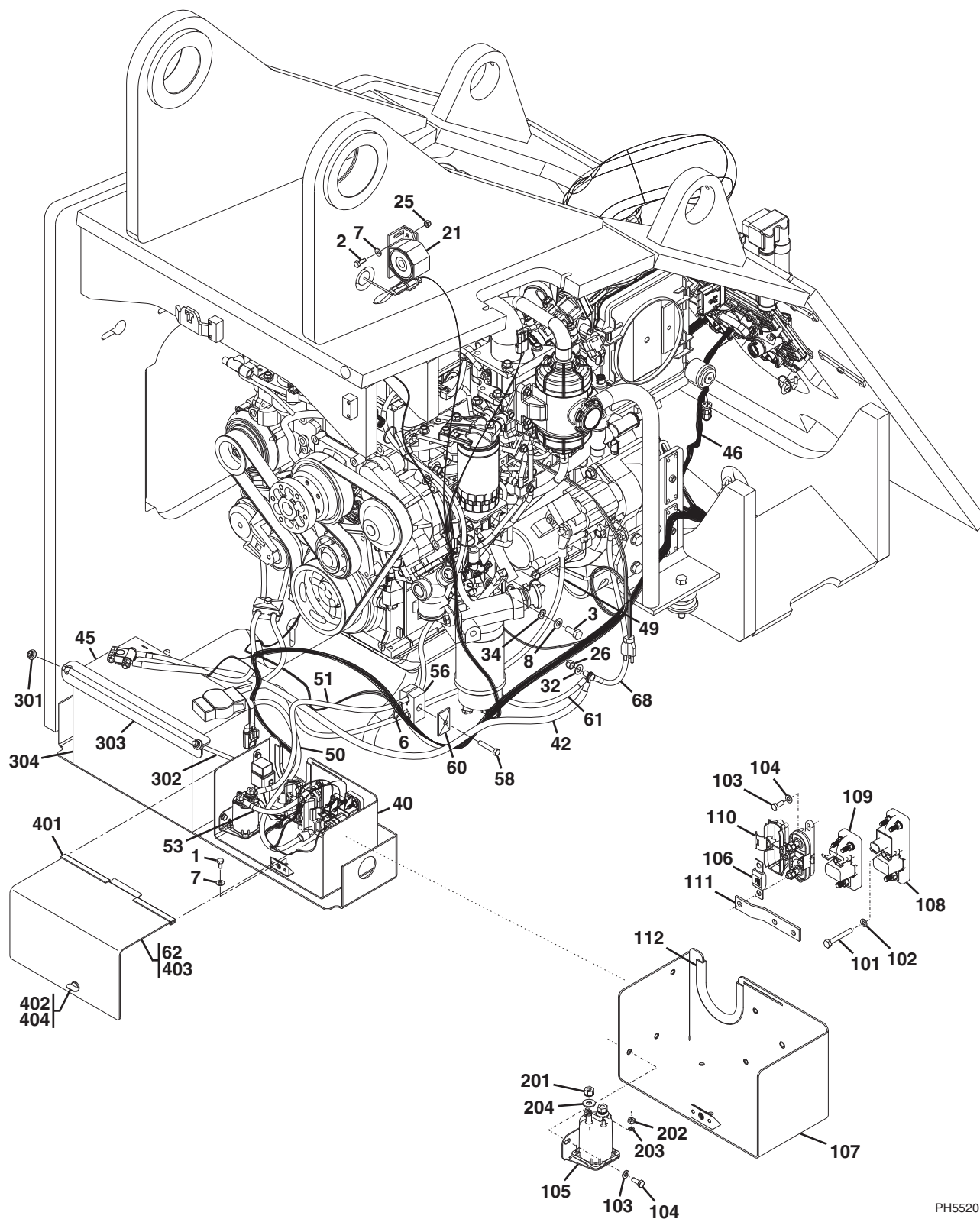
# SECTION 10 ELECTRICAL





# ELECTRICAL

## Figure 10-1 Engine Compartment Electrical Installation



PH5520

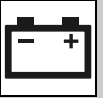
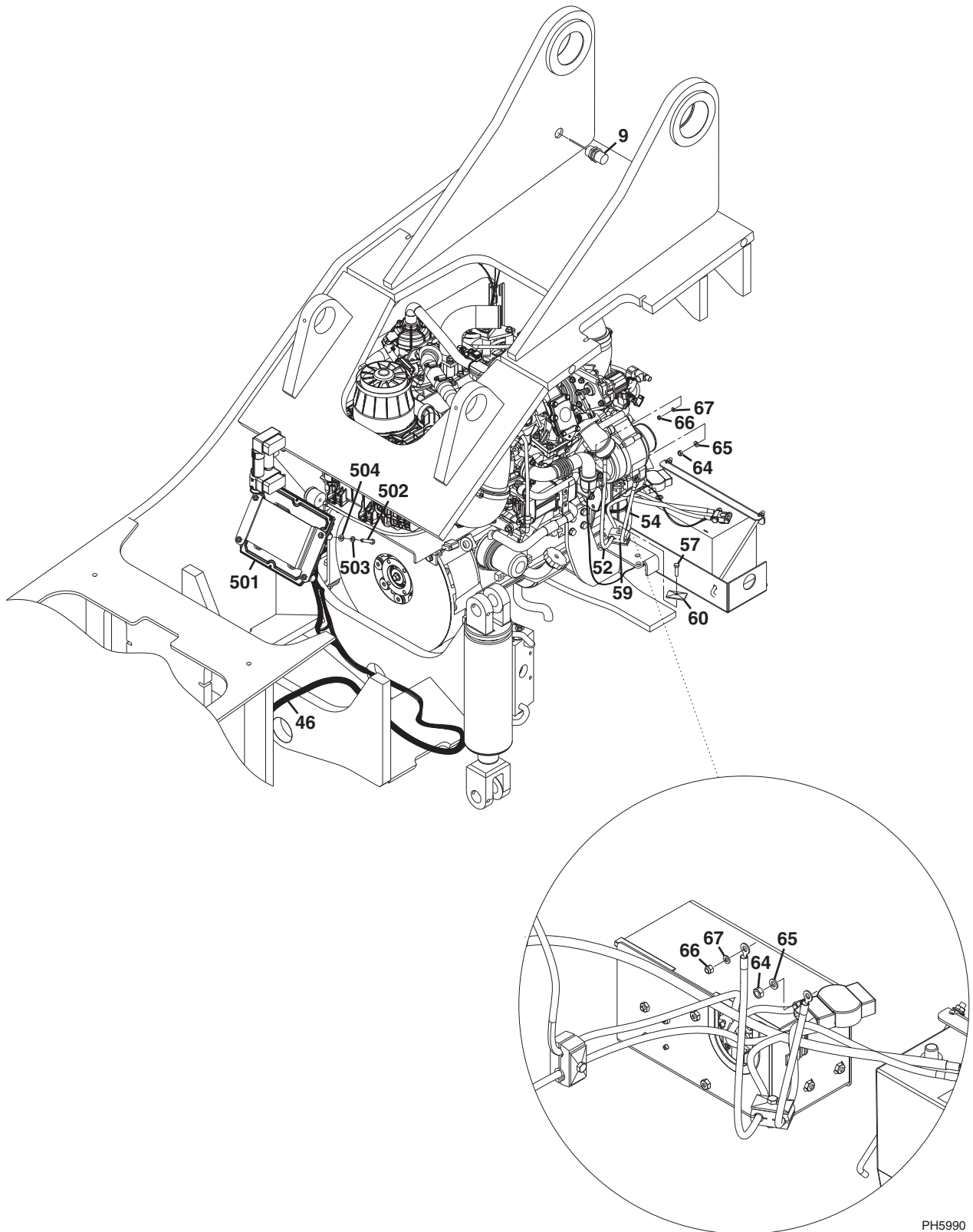
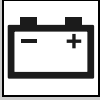


Figure 10-1 Engine Compartment Electrical Installation (Continued)



PH5990



# ELECTRICAL

### Figure 10-1 Engine Compartment Electrical Installation

Item	Part Number	Qty.	Description	Rev.
	1001129650	Ref	ELECTRICAL INSTALLATION, <b>(8042), (if equipped for ULS)</b> , (not available to order, see items 1 thru 68 & items 9 thru 48 on Figure 10-2 for service)	G
	1001132986	Ref	ELECTRICAL INSTALLATION, <b>(8042), (if equipped for LS)</b> , (not available to order, see items 1 thru 68 & items 9 thru 48 on Figure 10-2 for service)	E
	1001129649	Ref	ELECTRICAL INSTALLATION, <b>(10042), (if equipped for ULS)</b> , (not available to order, see items 1 thru 68 & items 9 thru 69 on Figure 10-2 for service)	G
	1001132985	Ref	ELECTRICAL INSTALLATION, <b>(10042), (if equipped for LS)</b> , (not available to order, see items 1 thru 68 & items 9 thru 69 on Figure 10-2 for service)	E
	1001127213	Ref	ELECTRICAL INSTALLATION, <b>(10054), (if equipped for ULS)</b> , (not available to order, see items 1 thru 68 & items 9 thru 48 on Figure 10-2 for service)	G
	1001132984	Ref	ELECTRICAL INSTALLATION, <b>(10054), (if equipped for LS)</b> , (not available to order, see items 1 thru 68 & items 9 thru 48 on Figure 10-2 for service)	E
1	0641404	3	HEX HD CAPSCREW, 1/4-20X1/2	
2	0641406	2	HEX HD CAPSCREW, 1/4-20X3/4	
3	0761010	1	HEX HD CAPSCREW, M10X20, GR8.8	
6	4240017	7	TIE STRAP	
7	4711400	5	PLAIN WASHER, 1/4	
8	4812000	1	WASHER, 10mm	
9	1001130307	1	BOOM SENSOR, <b>(8042 &amp; 10042)</b>	
	1001130307	2	BOOM SENSOR, <b>(10054)</b>	
21	8270621	1	BACKUP ALARM	
25	8305624	2	HEX LOCKNUT, 1/4-20	
26	8305645	1	HEX LOCKNUT, 3/8-16	
32	8307110	1	WASHER, 3/8	
34	8310046	1	LOCKWASHER, M10, (external tooth)	
40	1001127212	1	RELAY PANEL INSTALLATION, (includes items 101 thru 112)	D
42	1001128663	1	BATTERY NEGATIVE CABLE	
45	1001142513	1	BATTERY INSTALLATION, <b>(if equipped for ULS)</b> , (includes items 301 thru 304)	A
	1001128783	1	BATTERY INSTALLATION, <b>(if equipped for LS)</b> , (includes items 301 thru 304)	A
46		Ref	ENGINE/CHASSIS HARNESS, (see Figure 10-7 for details)	
49	1001129768	1	STARTER POWER CABLE	
50	1001129769	1	BUSS POWER CABLE	
51	1001129795	1	GRID HEATER POWER CABLE	
52	1001129796	1	ALTERNATOR POWER CABLE	
53	1001129797	1	HEATER FUSE TO HEATER RELAY CABLE	
54	1001130568	1	ALTERNATOR GROUND CABLE	
56	8750027	1	TWIN CLAMP SET	
57	8303739	1	HEX HD CAPSCREW, 5/16-18X1-1/4, GR5	
58	8303746	1	HEX HD CAPSCREW, 5/16-18X1-3/4, GR5	
59	8769126	1	CLAMP SET, 1/2 DIA	
60	8769128	2	TWIN COVER PLATE	
61	1001133172	1	ENGINE GROUND CABLE, <b>(Before S/N 0160046469)</b>	
62	1001134452	Ref	RELAY PANEL COVER INSTALLATION, (not available to order, see items 401 thru 404 for service)	D
64	3290801	1	HEX NUT, M8X1-1/4	
65	4831900	1	SPRING LOCKWASHER, 8mm	
66	8305652	1	HEX LOCKNUT, M6X1, <b>(if equipped for ULS)</b>	
	3290601	1	HEX NUT, M6X1, <b>(if equipped for LS)</b>	



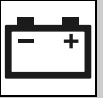
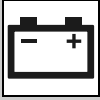


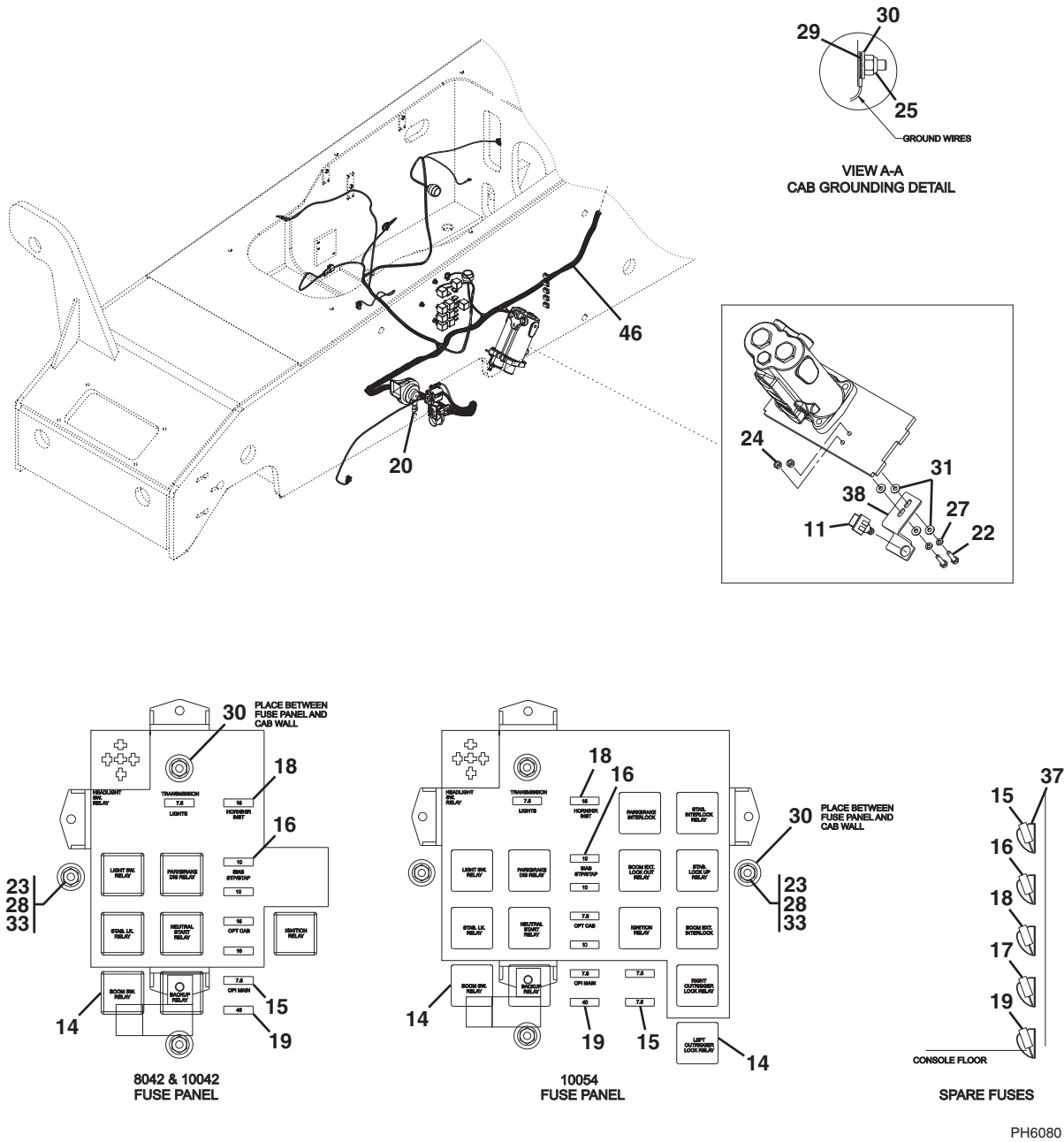
Figure 10-1 Engine Compartment Electrical Installation (Continued)

Item	Part Number	Qty.	Description	Rev.
67	4831700	1	SPRING LOCKWASHER, 6mm	
68	1001135710	1	STARTER GROUND CABLE, <b>(if equipped for ULS)</b>	
	1001133171	1	STARTER GROUND CABLE, <b>(if equipped for LS)</b>	
101	0641415	2	HEX HD CAPSCREW, 1/4-20X1-7/8	
102	4761400	2	LOCKWASHER, 1/4	
103	8303545	5	HEX HD CAPSCREW, M6X1X14mm, PC8.8	
104	8307219	5	PLAIN WASHER, M6	
105	1001117308	1	RELAY, 200 AMP, (includes items 201 thru 204)	
106	1001118245	1	FUSE, 250 AMP	
107	1001126581	1	RELAY MOUNT BRACKET	
108	1001127694	1	POWER MODULE RELAY	
109	1001127699	1	POWER MODULE FUSE	
110	1001127700	1	AMG FUSE HOLDER	
111	1001129615	1	BUSS CONNECTOR BAR	
112	90206196	9 in	TRIM LOK	
201	3300220	2	WASHER NUT	
202	3321001	2	HEX NUT, #10-32	
203	4761000	2	LOCKWASHER, #10	
204	1001111424	2	COPPER WASHER	
301	77143006	2	LOCKNUT, 5/16-18	
302	91081640	2	BATTERY HOLD DOWN BOLT	
303	91401281	1	BATTERY HOLD DOWN BRACKET	
304	0400075	1	BATTERY, <b>(if equipped for ULS)</b>	
	1001101043	1	BATTERY, <b>(if equipped for LS)</b>	
401	90206196	9 in	VINYL TRIM	
402	1001135770	1	PUSH-ON RETAINER	
403	1001127142	1	RELAY PANEL COVER	
404	1001135777	1	WING HEAD FASTNER ASSY	
501	1001120341	Ref	ECM MODULE INSTALLATION, <b>(if equipped for ULS)</b> , (includes items 502 thru 504)	B
	1001131384	Ref	ECM MODULE INSTALLATION, <b>(if equipped for LS)</b> , (includes items 502 thru 504)	C
502	0641514	4	HEX HD CAPSCREW, 5/16-18X1-3/4, <b>(if equipped for ULS)</b>	
	0641516	4	HEX HD CAPSCREW, 5/16-18X2, <b>(if equipped for LS)</b>	
503	4711500	4	PLAIN WASHER, 5/16	
504	4761500	4	LOCKWASHER, 5/16	



# ELECTRICAL

## Figure 10-2 Cab Electrical Installation



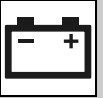
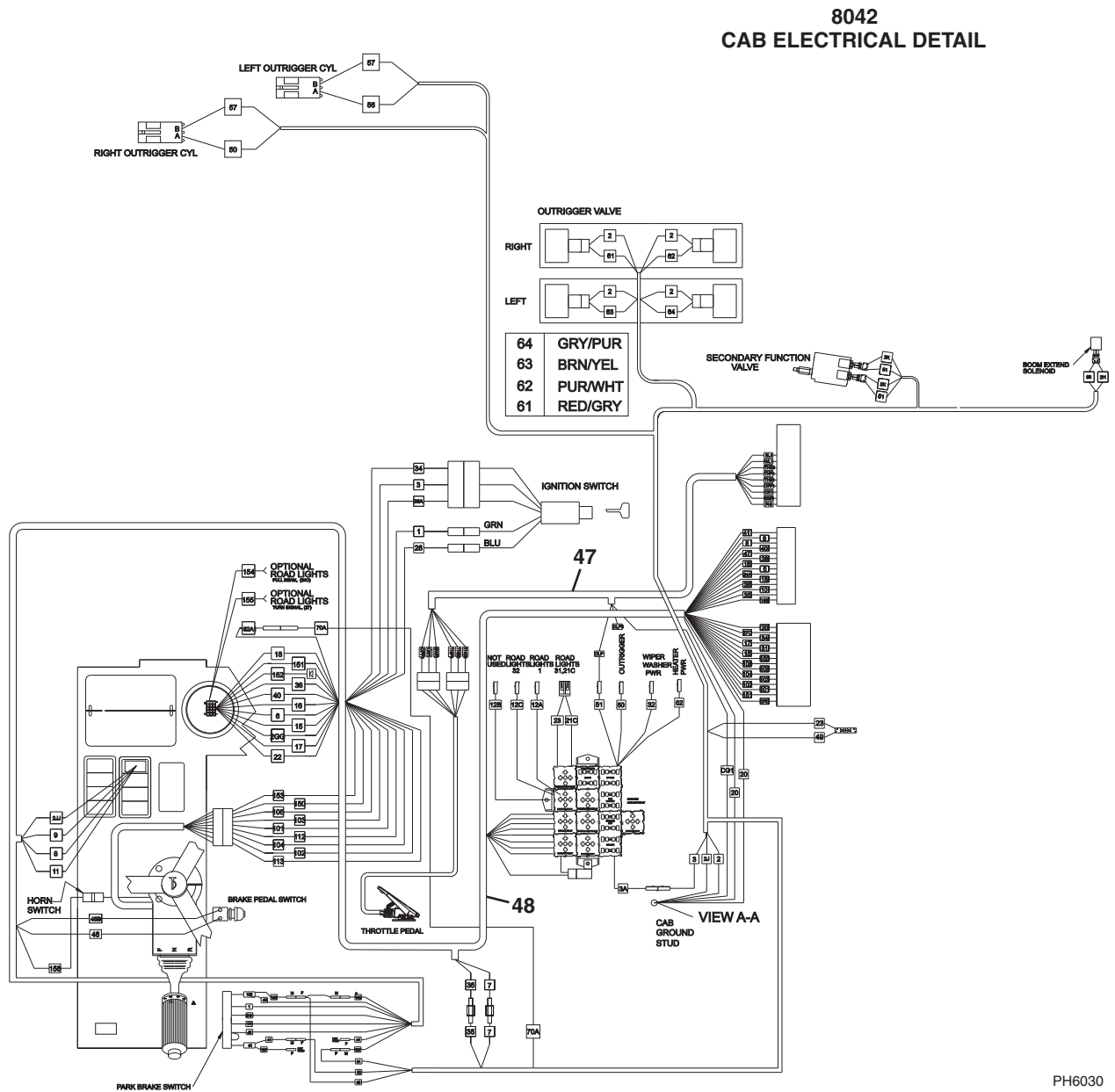
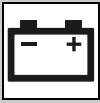


Figure 10-2 Cab Electrical Installation (Continued)



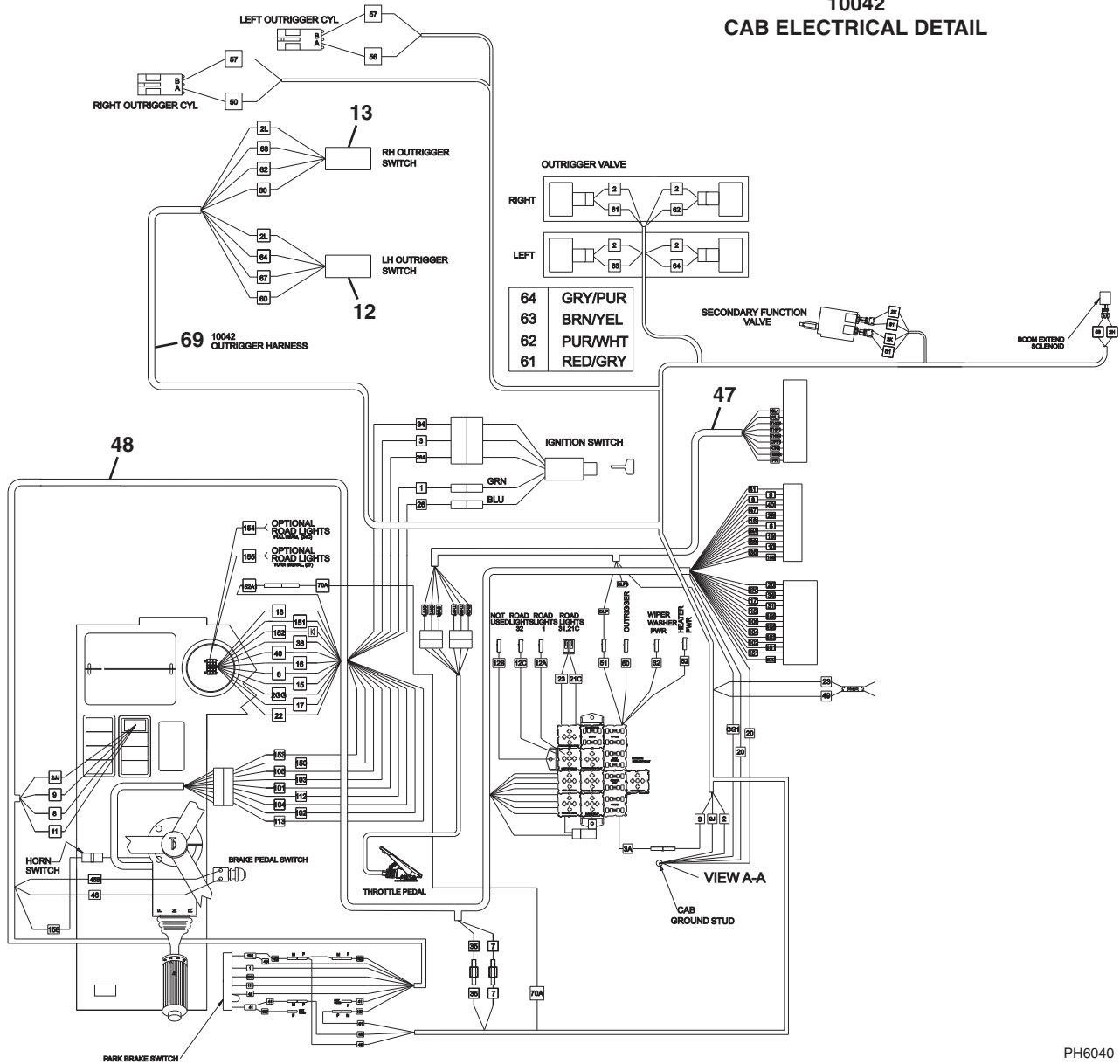
PH6030



# ELECTRICAL

## Figure 10-2 Cab Electrical Installation (Continued)

### 10042 CAB ELECTRICAL DETAIL



PH6040

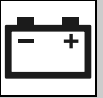
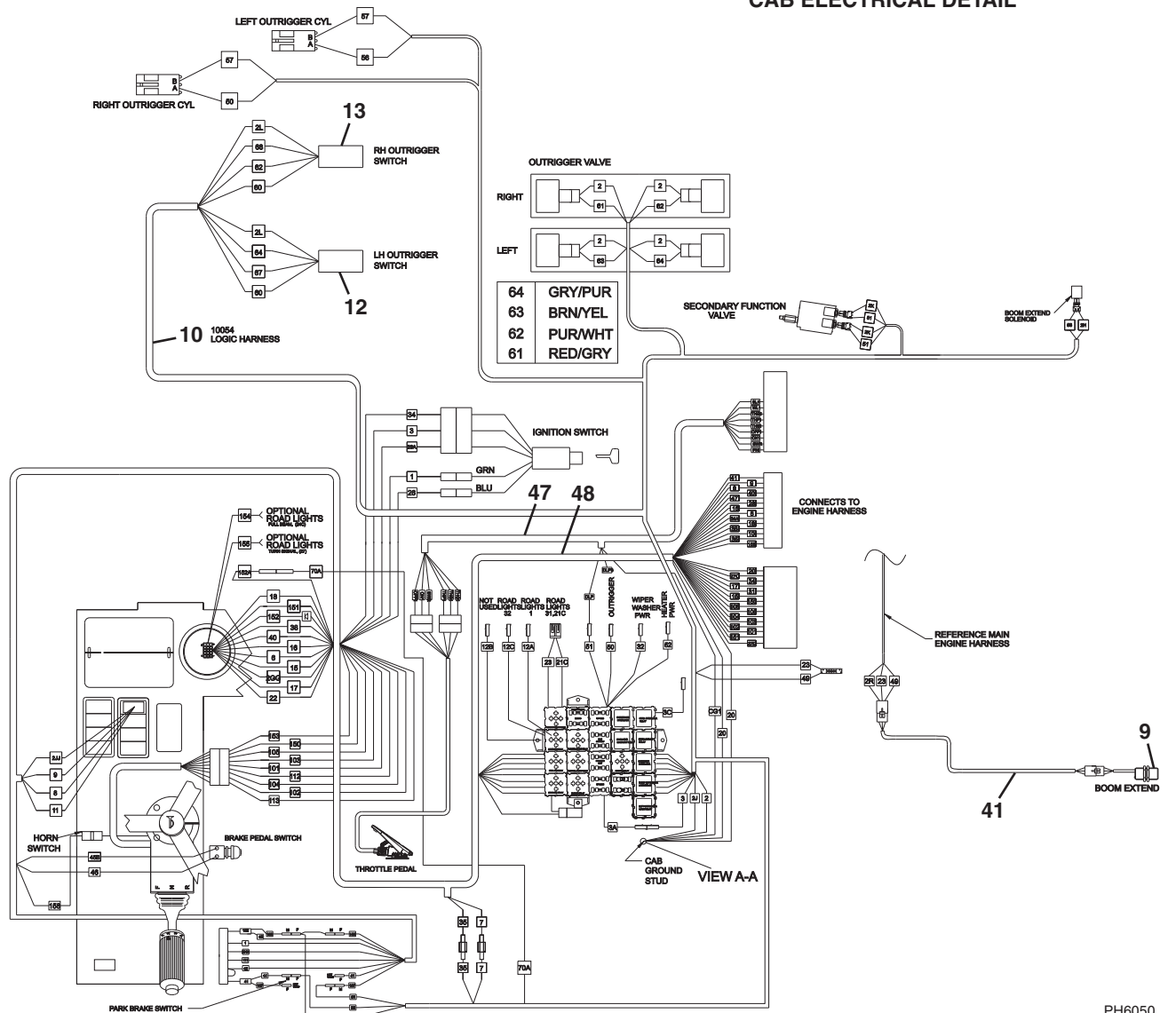
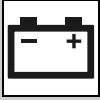


Figure 10-2 Cab Electrical Installation (Continued)

10054 CAB ELECTRICAL DETAIL



PH605



# ELECTRICAL

### Figure 10-2 Cab Electrical Installation

Item	Part Number	Qty.	Description	Rev.
	1001129650	Ref	ELECTRICAL INSTALLATION, <b>(8042)</b> , (if equipped for ULS), (not available to order, see items 9 thru 48 & items 1 thru 68 on Figure 10-1 for service)	G
	1001132986	Ref	ELECTRICAL INSTALLATION, <b>(8042)</b> , (if equipped for LS), (not available to order, see items 9 thru 48 & items 1 thru 68 on Figure 10-1 for service)	E
	1001129649	Ref	ELECTRICAL INSTALLATION, <b>(10042)</b> , (if equipped for ULS), (not available to order, see items 9 thru 69 & items 1 thru 68 on Figure 10-1 for service)	G
	1001132985	Ref	ELECTRICAL INSTALLATION, <b>(10042)</b> , (if equipped for LS), (not available to order, see items 9 thru 69 & items 1 thru 68 on Figure 10-1 for service)	E
	1001127213	Ref	ELECTRICAL INSTALLATION, <b>(10054)</b> , (if equipped for ULS), (not available to order, see items 9 thru 48 & items 1 thru 68 on Figure 10-1 for service)	G
	1001132984	Ref	ELECTRICAL INSTALLATION, <b>(10054)</b> , (if equipped for LS), (not available to order, see items 9 thru 48 & items 1 thru 68 on Figure 10-1 for service)	E
9		Ref	BOOM SENSOR, (see Figure 10-1 for details)	
10		Ref	LOGIC HARNESS, <b>(10054)</b> , (see Figure 10-13 for details)	
11	8223025	1	MOMENTARY BRAKE LIGHT SWITCH	
12		Ref	LEFT OUTRIGGER SWITCH, <b>(10042 &amp; 10054)</b> , (see Figure 10-11 for details)	
13		Ref	RIGHT OUTRIGGER SWITCH, <b>(10042 &amp; 10054)</b> , (see Figure 10-11 for details)	
14	8225119	7	SEALED RELAY, <b>(8042 &amp; 10042)</b>	
	8225119	14	SEALED RELAY, <b>(10054)</b>	
15	8229233	3	FUSE, 7.5 AMP, <b>(8042 &amp; 10042)</b>	
	8229233	6	FUSE, 7.5 AMP, <b>(10054)</b>	
16	8229234	4	FUSE, 10 AMP	
17	8229235	1	FUSE, 20 AMP	
18	8229237	3	FUSE, 15 AMP, <b>(8042 &amp; 10042)</b>	
	8229237	2	FUSE, 15 AMP, <b>(10054)</b>	
19	8229238	2	FUSE, 40 AMP	
20	8270620	1	HORN	
22	8303540	2	HEX HD CAPSCREW, 1/4-20X1, GR5	
23	8305002	3	HEX NUT, #10-24, <b>(8042 &amp; 10042)</b>	
	8305002	4	HEX NUT, #10-24, <b>(10054)</b>	
24	8305004	2	HEX NUT, 1/4-20	
25	8305624	1	HEX LOCKNUT, 1/4-20	
27	8307002	2	LOCKWASHER, 1/4	
28	8307003	3	LOCKWASHER #10, <b>(8042 &amp; 10042)</b>	
	8307003	4	LOCKWASHER #10, <b>(10054)</b>	
29	8307027	1	LOCKWASHER, 5/16, (external tooth)	
30	8307106	4	PLAIN WASHER, 5/16, <b>(8042 &amp; 10042)</b>	
	8307106	5	PLAIN WASHER, 5/16, <b>(10054)</b>	
31	8307109	2	PLAIN WASHER, 1/4	
33	8307111	3	PLAIN WASHER, #10, <b>(8042 &amp; 10042)</b>	
	8307111	4	PLAIN WASHER, #10, <b>(10054)</b>	
37	8582007	5	SPARE FUSE CLIP	
38	1001107355	1	BRAKE SWITCH BRACKET	
41		Ref	BOOM EXTEND HARNESS, <b>(10054)</b> , (see Figure 10-14 for details)	
46		Ref	ENGINE/CHASSIS HARNESS, (see Figure 10-7 for details)	
47		Ref	DASH/THROTTLE HARNESS, (see Figure 10-9 for details)	
48		Ref	CAB/POWER DISTRIBUTION HARNESS, (see Figure 10-8 for details)	
69		Ref	OUTRIGGER HARNESS, <b>(10042)</b> , (see Figure 10-11 for details)	

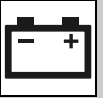
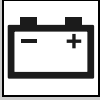


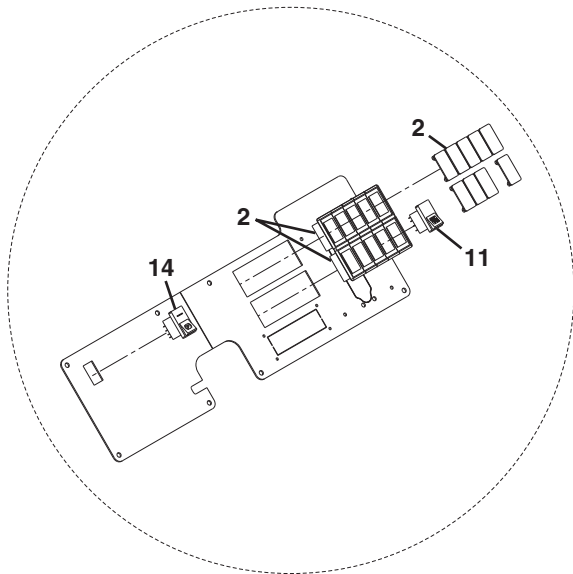
Figure 10-2 Cab Electrical Installation (Continued)

Item	Part Number	Qty.	Description	Rev.

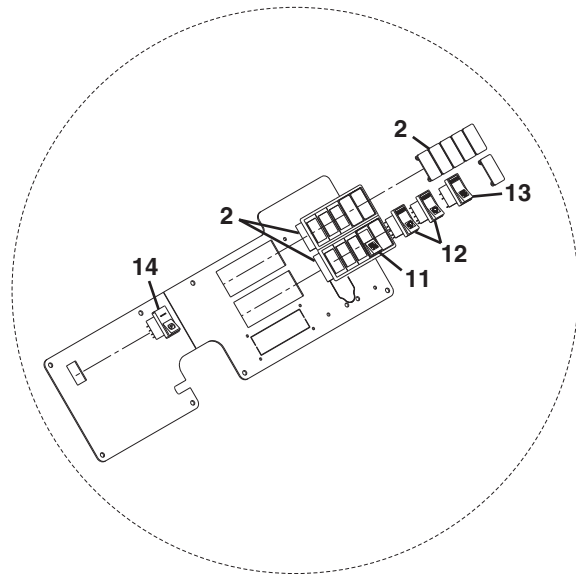


# ELECTRICAL

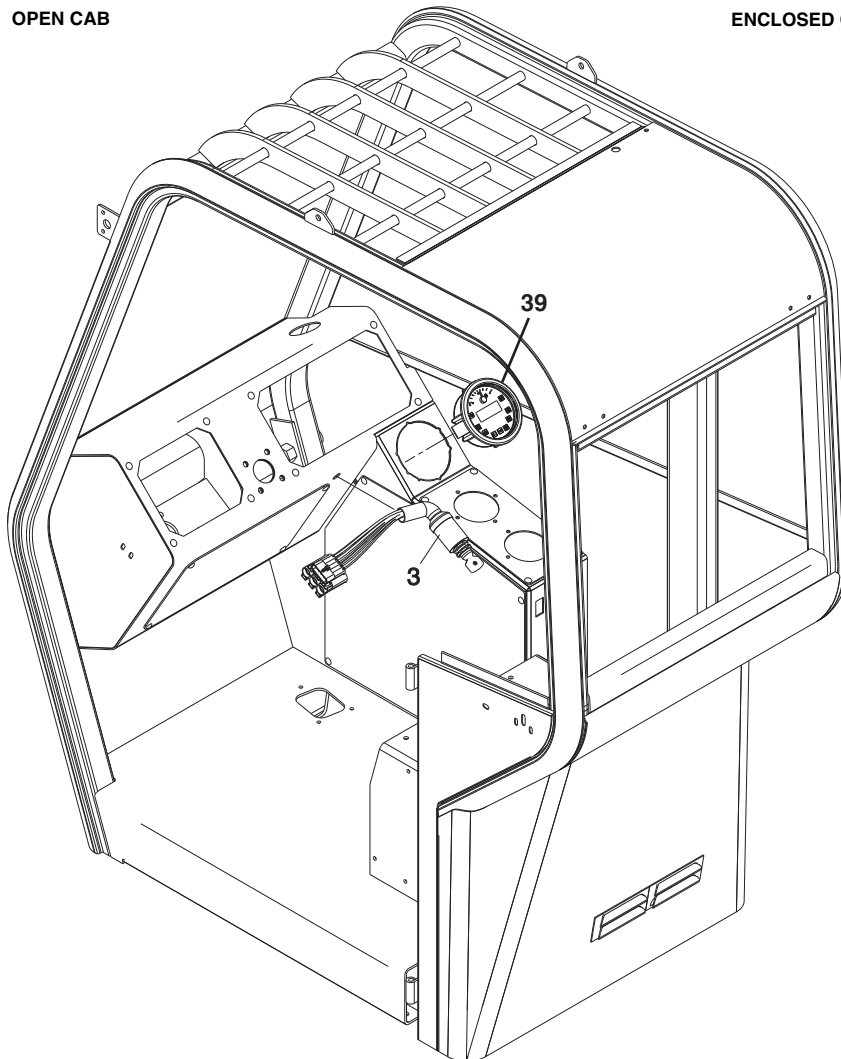
## Figure 10-3 Cab Switches



OPEN CAB



ENCLOSED CAB



PH5580



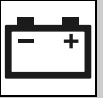
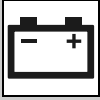


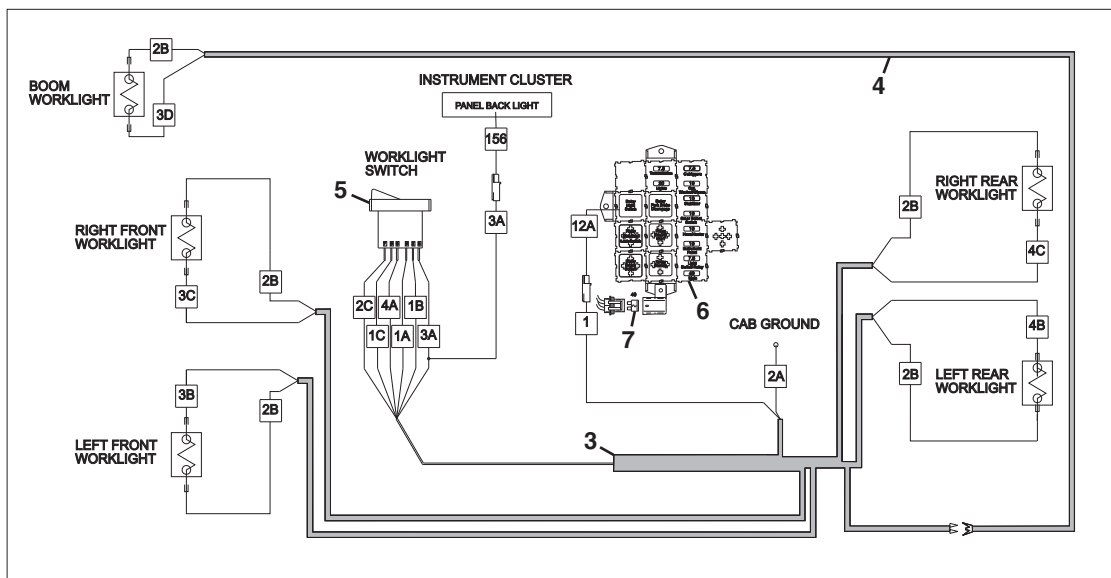
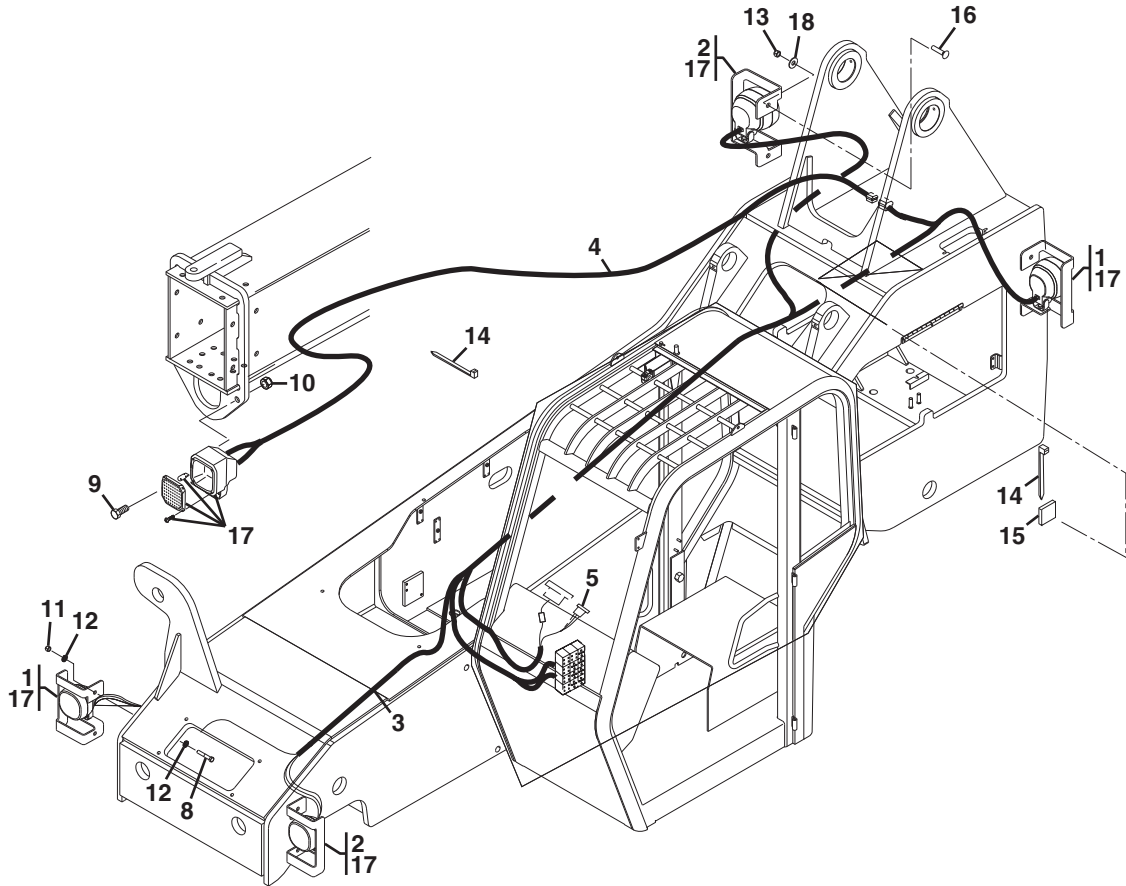
Figure 10-3 Cab Switches

Item	Part Number	Qty.	Description	Rev.
2	4360569	2	BEZEL SWITCH, 5 POSITION	
3	4360690	1	IGNITION SWITCH)	
	8035807	AR	KEY, (with cover)	
11	8223037	1	STEER SELECT SWITCH	
12	8223043	2	WINDSHIELD WIPER SWITCH, (front and skylight)	
13	8223044	1	WINDSHIELD WASHER SWITCH	
14	8223054	1	PARK BRAKE SWITCH	
39	1001126864	1	INSTRUMENT CLUSTER, (includes hour meter)	



# ELECTRICAL

## Figure 10-4 Work Lighting Installation



PH5560

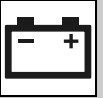
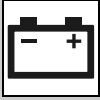


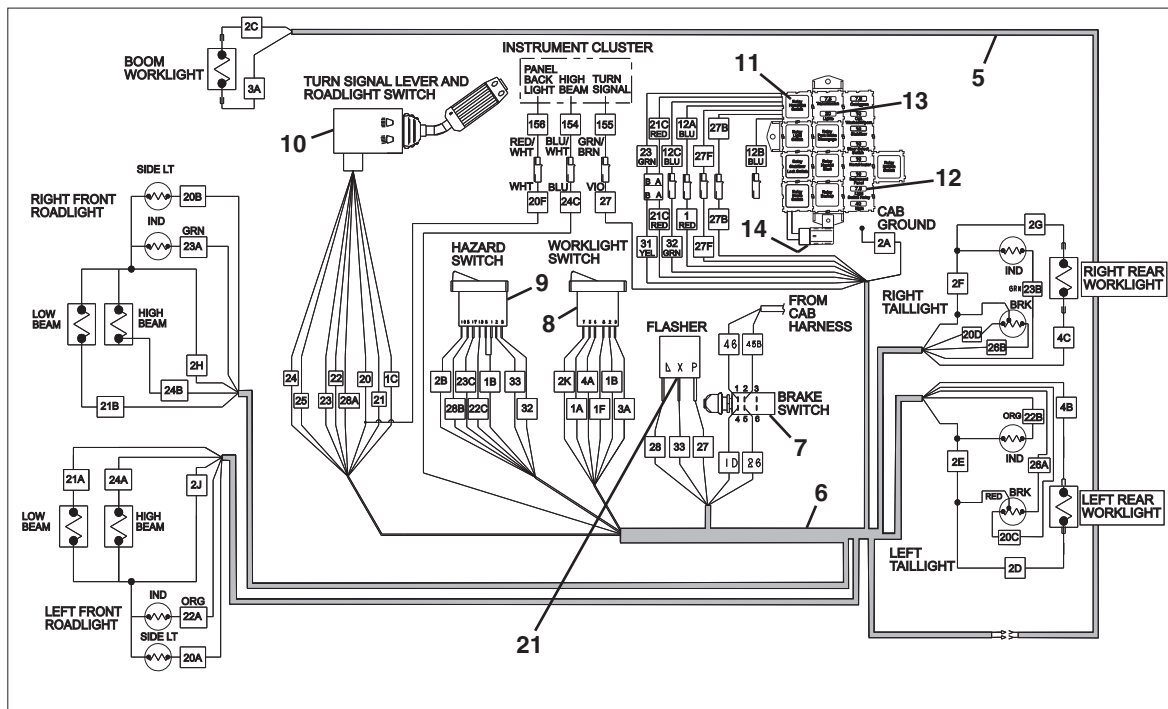
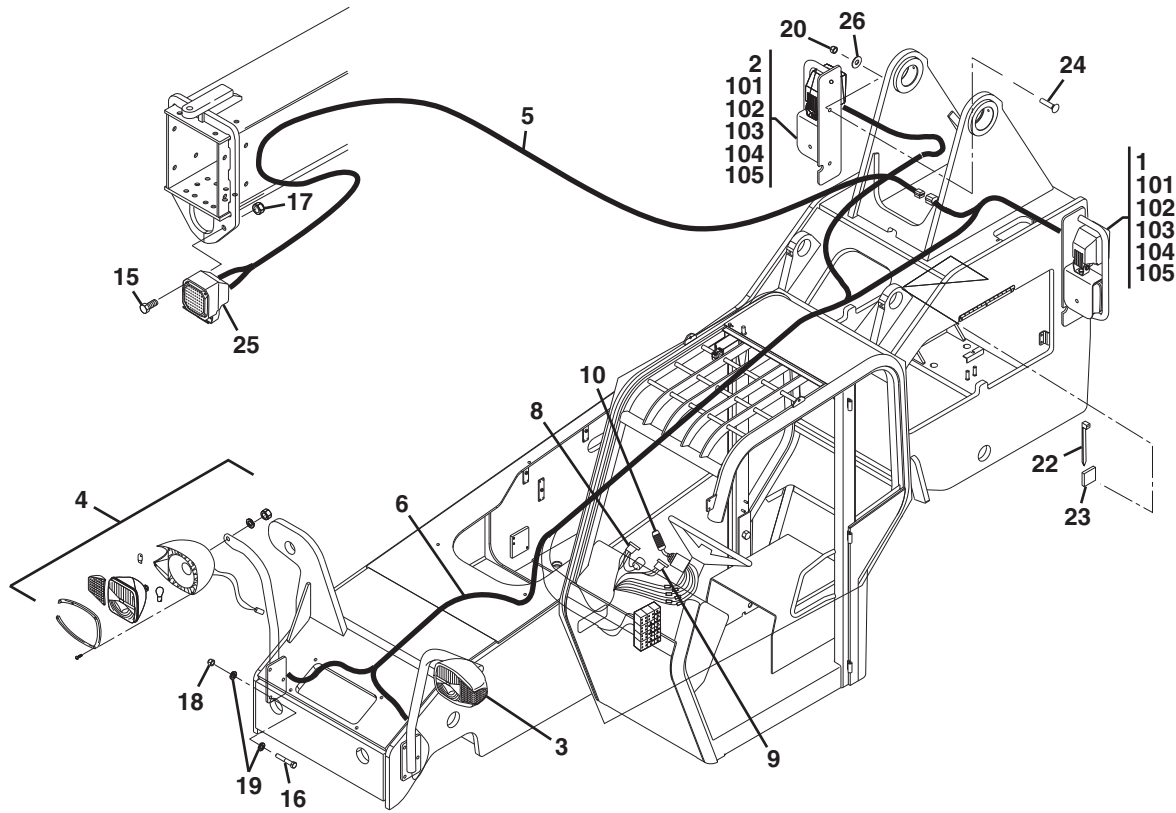
Figure 10-4 Work Lighting Installation

Item	Part Number	Qty.	Description	Rev.
	1001130896	1	WORK LIGHTING INSTALLATION, (includes all items)	A
1	7150673	2	LH WORKLIGHT ASSY, (includes item 17)	D
	1001097080	2	LH WORKLIGHT BRACKET	
2	7150688	2	RH WORKLIGHT ASSY, (includes item 17)	D
	1001097079	2	RH WORKLIGHT BRACKET	
3		Ref	WIRE HARNESS, (see Figure 10-15 for details)	
4	7150730	1	BOOM WORKLIGHT HARNESS	
5	8223059	1	WORKLIGHT SWITCH	
6	8229233	1	LIGHT SWITCH FUSE, 7.5 AMP, (tan)	
7	8229238	1	WORKLIGHT FUSE, 40 AMP, (orange)	
8	8303771	4	HEX HD CAPSCREW, 3/8-16X2-1/4, GR5	
9	8303670	1	HEX HD CAPSCREW, 5/16-18	
10	8305626	1	LOCKNUT, 5/16-18	
11	8305645	4	HEX NUT, 3/8	
12	8307204	8	FLAT WASHER, 3/8	
13	8310109	4	HEX LOCKNUT, 7/16-14	
14	8584001	32	PLASTIC TIE WRAP	
15	8584018	2	TIE MOUNT	
16	88411094	4	CARRIAGE BOLT, 7/16-14X2	
17	1001096314	1	WORKLIGHT	
	8036216	4	WORKLIGHT LENS SCREW	
	8036218	1	WORKLIGHT HALOGEN BULB	
18	4751701	4	WASHER, 7/16	



# ELECTRICAL

## Figure 10-5 Road Lighting Installation



PH5550

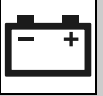
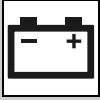


Figure 10-5 Road Lighting Installation

Item	Part Number	Qty.	Description	Rev.
	1001130894	1	ROAD LIGHTING INSTALLATION, (includes items 1 thru 26)	A
1	7150679	1	LH ROADLIGHT ASSY, (includes items 101 thru 105)	C
2	7150689	1	RH ROADLIGHT ASSY, (includes items 101 thru 105)	C
3	7150699	1	LH ROADLIGHT BRACKET ASSY	
	7150685	1	LH ROADLIGHT BRACKET	
	7150702	1	FRONT ROADLIGHT, (torque nut to 7-15 lb-ft/9-20 Nm)	
	8036216	6	HEADLIGHT LENS SCREW	
	8036212	1	HEADLIGHT LENS	
	8036213	1	HEADLIGHT BULB, 12V 60/55W	
	8036214	1	BLINKER BULB, 12V 5W	
	8036215	1	WIRING HARNESS, (includes 6-way connector)	
	8036209	1	LEFT AMBER HEADLIGHT LENS	
4	7150716	1	RH ROADLIGHT BRACKET ASSY	
	7150717	1	RH ROADLIGHT BRACKET	
	7150703	1	FRONT ROADLIGHT, (torque nut to 7-15 lb-ft/9-20 Nm)	
	8036210	1	RIGHT AMBER HEADLIGHT LENS	
	8036216	6	HEADLIGHT LENS SCREW	
	8036212	1	HEADLIGHT LENS	
	8036213	1	HEADLIGHT BULB, 12V, 60/55W	
	8036214	1	BLINKER BULB, 12V, 5W	
	8036215	1	WIRING HARNESS, (includes 6-way connector)	
5	7150730	1	WORKLIGHT HARNESS	
6		Ref	WIRE HARNESS, (see Figure 10-16 for details)	
7	8223057	1	BRAKE LIGHT SWITCH	
8	8223059	1	WORKLIGHT SWITCH	
9	8223060	1	HAZARD SWITCH	
10	8223073	1	TURN SIGNAL LEVER	
11	8225119	1	RELAY	
12	8229233	1	FUSE, 7.5 AMP	
13	8229235	1	FUSE, 20 AMP	
14	8229238	1	FUSE, 40 AMP	
15	8303670	1	HEX HD CAPSCREW, 5/16X1, GR8	
16	8303771	6	HEX HD CAPSCREW, 3/8-16X2-1/4, GR5	
17	8305626	1	HEX LOCKNUT, 5/16-18	
18	8305645	6	HEX LOCKNUT, 3/8	
19	8307204	12	FLAT WASHER, 3/8	
20	8310109	4	HEX LOCKNUT, 7/16-14	
21	8500203	1	FLASHER, 12V	
22	8584001	32	TY-RAP	
23	8584018	2	TIE MOUNT	
24	88411094	4	CARRIAGE BOLT, 7/16-14X2	
25	1001096314	1	WORKLIGHT	
	8036216	4	WORKLIGHT LENS SCREW	
	8036218	1	WORKLIGHT HALOGEN BULB	
26	4751701	4	WASHER, 7/16	
101	7150681	1	LH WORKLIGHT BRACKET ASSY	
	7150680	1	RH WORKLIGHT BRACKET ASSY	
102	1001096314	1	WORKLIGHT	
	8036216	4	WORKLIGHT LENS SCREW	

**ELECTRICAL****Figure 10-5 Road Lighting Installation (Continued)**

Item	Part Number	Qty.	Description	Rev.
103	8036218	1	WORKLIGHT HALOGEN BULB	
	7150690	1	TAIL/INDICATOR LIGHT	
	NSS	2	TAIL LIGHT LENS SCREW	
	8036219	1	TAIL LIGHT LENS	
	8036221	1	BLINKER BULB, 12V, 21W	
	8036222	1	TAIL & BRAKE LIGHT BULB, 12V, 21/5W	
	8036220	1	WIRING HARNESS, (includes 4-way connector)	
104	8303745	1	HEX HD CAPSCREW, 5/16-18X5/8	
105	8305626	1	HEX LOCKNUT, 5/16-18	

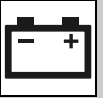


Figure 10-5 Road Lighting Installation (Continued)

Item	Part Number	Qty.	Description	Rev.





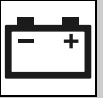
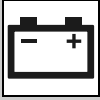


Figure 10-6 Rotating Beacon Installation

Item	Part Number	Qty.	Description	Rev.
	1001130897	1	ROTATING BEACON INSTALLATION, OPEN CAB, (includes all items)	A
	1001130898	1	ROTATING BEACON INSTALLATION, ENCLOSED CAB, (includes items 1 thru 6)	A
1	0100009	AR	SEALANT	
2	8223038	1	BEACON SWITCH	
3	8229233	1	FUSE, 7.5 AMP	
4	8500066	1	ROTATING BEACON LIGHT	
5	7139263	1	WIRE ASSY	
6	7139269	1	WIRE ASSY FROM SWITCH	
7	7139267	1	UPPER WIRE DUCT	
8	7139268	1	LOWER WIRE DUCT	



# ELECTRICAL

## Figure 10-7 Engine Harness

### IF EQUIPPED FOR ULS

#### X73 TO ENG\_BULK2\_15F

CONN POS	WIRE COLOR	WIRE LABEL	GAUGE	JACKET
A1	YEL	5	16 AWG	GXL
A2	GRY	17	16 AWG	GXL
A3	BLK	20	12 AWG	GXL
A4	RED	27C	12 AWG	GXL
A5	ORN	31	16 AWG	GXL
B1	RED	34	16 AWG	GXL
B2	DBL	106	16 AWG	GXL
B3	VIO	150(S6)	16 AWG	GXL
B4	YEL	151	16 AWG	GXL
B5	RED	27D	12 AWG	GXL
C1	BRN	101(S5)	16 AWG	GXL
C2	PNK	102(S2)	16 AWG	GXL
C3	BLU	103(S3)	16 AWG	GXL
C4	YEL	104(S1)	16 AWG	GXL
C5	GRN	105(S4)	16 AWG	GXL

#### X4 TO LOGIC CONN

CONN POS	WIRE COLOR	WIRE LABEL	GAUGE	JACKET
A	RED	49	16 AWG	GXL
B	ORN	23	16 AWG	GXL

#### X1 TO ECM\_BULK\_23S

CONN POS	WIRE COLOR	WIRE LABEL	GAUGE	JACKET
A	BLK	APS SIGNAL2	18 AWG	GXL
B	RED	APS SUPPLY 2	18 AWG	GXL
C	WHT	APS GROUND 2	18 AWG	GXL
H	BLK	APS SUPPLY 1	18 AWG	GXL
J	BLK	APS SIGNAL1	18 AWG	GXL
K	BLK	APS GROUND 1	18 AWG	GXL

#### X2 TO ENG\_BULK3\_IN

CONN POS	WIRE COLOR	WIRE LABEL	GAUGE	JACKET
1	RED	160	12 AWG	GXL

#### X74 TO ENG\_BULK1\_15M

CONN POS	WIRE COLOR	WIRE LABEL	GAUGE	JACKET
A1	BLK	40	18 AWG	GXL
A2	WHT	41	16 AWG	GXL
A3	ORN	47	16 AWG	GXL
A4	BLK	20A	12 AWG	GXL
A5	WHT	158	16 AWG	GXL
B1	GRN	18	16 AWG	GXL
B2	BLK	24A	16 AWG	GXL
B3	WHT	28	16 AWG	GXL
B4	BRN	35	16 AWG	GXL
B5	YEL	38	16 AWG	GXL
C1	GRN	6	16 AWG	GXL
C2	GRN	8	16 AWG	GXL
C3	GRN	9	16 AWG	GXL
C4	TAN	10	16 AWG	GXL
C5				

#### AH330 TO HORN

CONN POS	WIRE COLOR	WIRE LABEL	GAUGE	JACKET
A	WHT	158	16 AWG	GXL
B	BLK	24A	16 AWG	GXL

#### X300 TO UPPER

CONN POS	WIRE COLOR	WIRE LABEL	GAUGE	JACKET
1	YEL	104B(S1)	16 AWG	GXL
2	YEL	120B(S2)	18 AWG	GXL
3	BLU	103B(S3)	18 AWG	GXL
7	BLK	2J	18 AWG	GXL

#### X301 TO LOWER

CONN POS	WIRE COLOR	WIRE LABEL	GAUGE	JACKET
4	GRN	105B(S5)	18 AWG	GXL
5	BRN	101B(S5)	18 AWG	GXL
6	GRN	150B(S6)	18 AWG	GXL
7	BLK	2H	18 AWG	GXL

#### D304 TO VP2

CONN POS	WIRE COLOR	WIRE LABEL	GAUGE	JACKET
A	GRN	150A(S6)	16 AWG	GXL
B	GRN	105A(S4)	16 AWG	GXL
C	YEL	104A	16 AWG	GXL
F	BLK	2D	16 AWG	GXL

#### D305 TO VP1

CONN POS	WIRE COLOR	WIRE LABEL	GAUGE	JACKET
A	BLU	103A	16 AWG	GXL
B	BRN	101A	16 AWG	GXL
C	PNK	102	16 AWG	GXL
F	BLK	2DD	16 AWG	GXL

#### T87 TO FUEL SENDER

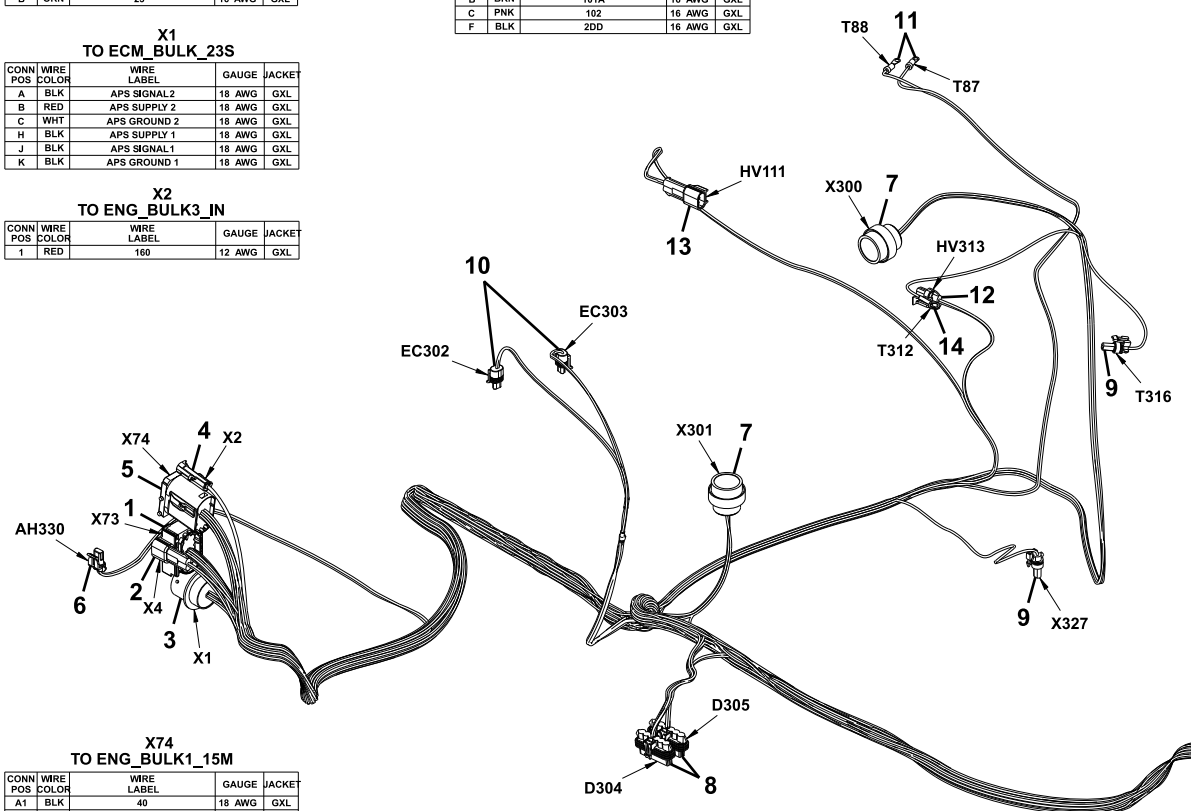
CONN POS	WIRE COLOR	WIRE LABEL	GAUGE	JACKET
1	GRY	17	16 AWG	GXL

#### T88 TO FUEL SENDER

CONN POS	WIRE COLOR	WIRE LABEL	GAUGE	JACKET
1	BLK	2A	16 AWG	GXL

#### HV313 TO STEER MODE VALVE

CONN POS	WIRE COLOR	WIRE LABEL	GAUGE	JACKET
A	GRN	8	16 AWG	GXL
B	BLK	2C	16 AWG	GXL



#### T316 TO TRANS TEMP SW

CONN POS	WIRE COLOR	WIRE LABEL	GAUGE	JACKET
1	GRN	18	16 AWG	GXL

#### X327 TO HYD TEMP SW

CONN POS	WIRE COLOR	WIRE LABEL	GAUGE	JACKET
1	YEL	151	16 AWG	GXL

#### EC302 TO SECONDARY FUNCTION VALVE

CONN POS	WIRE COLOR	WIRE LABEL	GAUGE	JACKET
A	BLU	41A	18 AWG	GXL
B	BLK	2E	18 AWG	GXL

#### EC303 TO SECONDARY FUNCTION VALVE

CONN POS	WIRE COLOR	WIRE LABEL	GAUGE	JACKET
A	BLU	41B	18 AWG	GXL
B	BLK	2F	18 AWG	GXL

#### HV111 TO STEER MODE VALVE

CONN POS	WIRE COLOR	WIRE LABEL	GAUGE	JACKET
A	GRN	9	16 AWG	GXL
B	BLK	2B	16 AWG	GXL

#### T312 TO TRANS GND

CONN POS	WIRE COLOR	WIRE LABEL	GAUGE	JACKET
1	BLK	2G	16 AWG	GXL

PAP26350

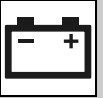


Figure 10-7 Engine Harness (Continued)

IF EQUIPPED FOR ULS

**X52 TO STABILTRAK**

CONN POS	WIRE COLOR	WIRE LABEL	GAUGE	JACKET
A	BLK	40	18 AWG	GXL
B	BLK	2K	18 AWG	GXL

**X53 TO STABILTRAK**

CONN POS	WIRE COLOR	WIRE LABEL	GAUGE	JACKET
A	WHT	28A	18 AWG	GXL
B	BLK	2L	18 AWG	GXL

**X54 TO STABILTRAK**

CONN POS	WIRE COLOR	WIRE LABEL	GAUGE	JACKET
A	WHT	47A	18 AWG	GXL
B	BLK	2M	18 AWG	GXL

**X55 TO STABILTRAK**

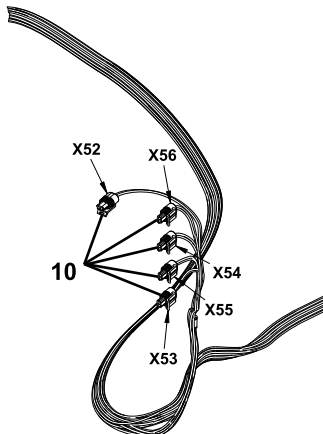
CONN POS	WIRE COLOR	WIRE LABEL	GAUGE	JACKET
A	WHT	47B	18 AWG	GXL
B	BLK	2N	18 AWG	GXL

**X56 TO STAB\_FLOAT\_B**

CONN POS	WIRE COLOR	WIRE LABEL	GAUGE	JACKET
A	WHT	28B	18 AWG	GXL
B	BLK	2P	18 AWG	GXL

**X325 TO BACK UP ALARM**

CONN POS	WIRE COLOR	WIRE LABEL	GAUGE	JACKET
A	ORN	31	16 AWG	GXL
B	BLK	2X	16 AWG	GXL



**T58 TO BAT GND**

CONN POS	WIRE COLOR	WIRE LABEL	GAUGE	JACKET
1	BLK	2Y	16 AWG	GXL

**X329 TO ECM 60 PIN CONN (P2)**

CONN POS	WIRE COLOR	WIRE LABEL	GAUGE	JACKET
1	RED	BPM	18 AWG	GXL
2	RED	BPS	18 AWG	GXL
3	RED	34	16 AWG	GXL
4	BLK	GHR	18 AWG	GXL
11	RED	ECM PWR 3	18 AWG	GXL
12	RED	ECM PWR 4	18 AWG	GXL
13	BLK	OUTPUT RTN	18 AWG	GXL
15	ORG	STRT LOCK	18 AWG	GXL
17	YEL	CNH	18 AWG	GXL
18	GRN	CNL	18 AWG	GXL
21	BLK	ECM GND 1	18 AWG	GXL
22	BLK	ECM GND 2	18 AWG	GXL
23	WHT	APS GROUND 2	18 AWG	GXL
31	BLK	ECM GND 3	18 AWG	GXL
32	BLK	ECM GND 4	18 AWG	GXL
41	BLK	APS GROUND 1	18 AWG	GXL
42	BLK	APS SUPPLY 1	18 AWG	GXL
43	BLK	OEM SEN RTN	18 AWG	GXL
44	ORG	COOLANT LVL	18 AWG	GXL
51	BLK	APS SIGNAL 1	18 AWG	GXL
52	ORG	SENSOR SUPP	18 AWG	GXL
53	BLK	APS SIGNAL 2	18 AWG	GXL

**X44 TO TERMINATING RESISTOR**

CONN POS	WIRE COLOR	WIRE LABEL	GAUGE	JACKET
A	YEL	CNH1	18 AWG	GXL
B	GRN	CNL1	18 AWG	GXL

**T57 TO ENG\_GND**

CONN POS	WIRE COLOR	WIRE LABEL	GAUGE	JACKET
1	BLK	20C	12 AWG	GXL
1	BLK	20E	12 AWG	GXL

**T278 TO BATT+**

CONN POS	WIRE COLOR	WIRE LABEL	GAUGE	JACKET
1	RED	ECM BATT	12 AWG	GXL

**T284 TO ENG BLOCK GND**

CONN POS	WIRE COLOR	WIRE LABEL	GAUGE	JACKET
1	BLK	CASE GND	10 AWG	GXL
1	BLK	ECM GND 5	12 AWG	GXL

**T61 TO PWR BUSS**

CONN POS	WIRE COLOR	WIRE LABEL	GAUGE	JACKET
1	RED	27D	12 AWG	GXL

**T328 TO PWR BUSS**

CONN POS	WIRE COLOR	WIRE LABEL	GAUGE	JACKET
1	RED	160	12 AWG	GXL
1	RED	27C	12 AWG	GXL

**X324 TO ALTERNATOR**

CONN POS	WIRE COLOR	WIRE LABEL	GAUGE	JACKET
2	YEL	5	16 AWG	GXL

**EC291 TO STARTER ENGINE**

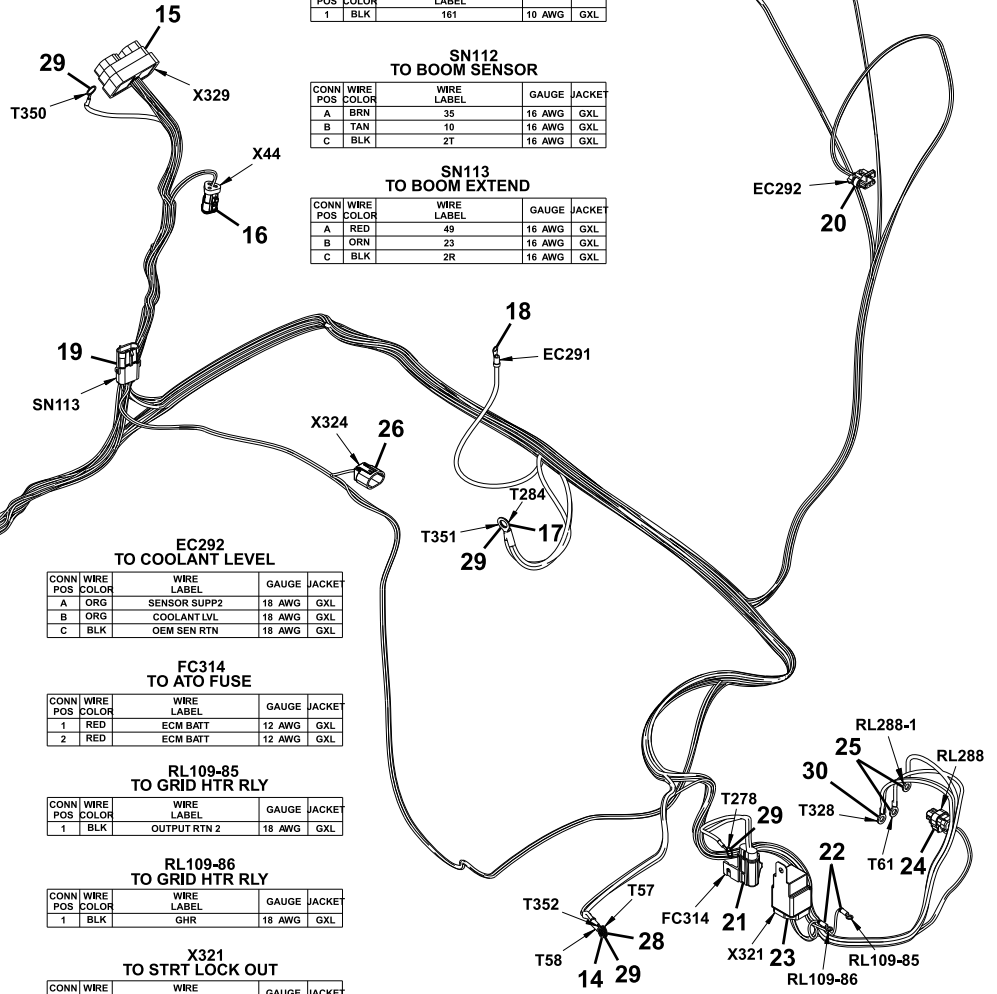
CONN POS	WIRE COLOR	WIRE LABEL	GAUGE	JACKET
1	BLK	161	10 AWG	GXL

**SN112 TO BOOM SENSOR**

CONN POS	WIRE COLOR	WIRE LABEL	GAUGE	JACKET
A	BRN	35	16 AWG	GXL
B	TAN	10	16 AWG	GXL
C	BLK	2T	16 AWG	GXL

**SN113 TO BOOM EXTEND**

CONN POS	WIRE COLOR	WIRE LABEL	GAUGE	JACKET
A	RED	49	16 AWG	GXL
B	ORN	23	16 AWG	GXL
C	BLK	2R	16 AWG	GXL



**EC292 TO COOLANT LEVEL**

CONN POS	WIRE COLOR	WIRE LABEL	GAUGE	JACKET
A	ORG	SENSOR SUPP2	18 AWG	GXL
B	ORG	COOLANT LVL	18 AWG	GXL
C	BLK	OEM SEN RTN	18 AWG	GXL

**FC314 TO ATO FUSE**

CONN POS	WIRE COLOR	WIRE LABEL	GAUGE	JACKET
1	RED	ECM BATT	12 AWG	GXL
2	RED	ECM BATT	12 AWG	GXL

**RL109-85 TO GRID HTR RLY**

CONN POS	WIRE COLOR	WIRE LABEL	GAUGE	JACKET
1	BLK	OUTPUT RTN 2	18 AWG	GXL

**RL109-86 TO GRID HTR RLY**

CONN POS	WIRE COLOR	WIRE LABEL	GAUGE	JACKET
1	BLK	GHR	18 AWG	GXL

**X321 TO STRT LOCK OUT**

CONN POS	WIRE COLOR	WIRE LABEL	GAUGE	JACKET
30	BLU	106	12 AWG	GXL
85	BLK	OUTPUT RTN 1	18 AWG	GXL
86	ORG	STRT LOCK	18 AWG	GXL
87	ORN	STRT	16 AWG	GXL

**RL288 TO STARTER RELAY GENERIC**

CONN POS	WIRE COLOR	WIRE LABEL	GAUGE	JACKET
1	ORN	STRT	16 AWG	GXL
2	BLK	2Y	16 AWG	GXL

**RL288-1 TO STARTER RELAY GENERIC**

CONN POS	WIRE COLOR	WIRE LABEL	GAUGE	JACKET
1	BLK	161	10 AWG	GXL

**T350 TO ECM CASE GROUND**

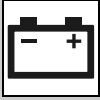
CONN POS	WIRE COLOR	WIRE LABEL	GAUGE	JACKET
1	BLK	CASE GND	10 AWG	GXL

**T351 TO BAT GND**

CONN POS	WIRE COLOR	WIRE LABEL	GAUGE	JACKET
1	BLK	BLOCK GND	10 AWG	GXL

**T352 TO GROUND ENG BLOCK**

CONN POS	WIRE COLOR	WIRE LABEL	GAUGE	JACKET
1	BLK	BLOCK GND	10 AWG	GXL



## ELECTRICAL

Figure 10-7 Engine Harness

Item	Part Number	Qty.	Description	Rev.
1	1001129759	1	ENGINE HARNESS, (IF EQUIPPED FOR ULS), (includes all items)	H
	8220927	1	CONNECTOR	
	1001116728	11	TERMINAL	
	4460458	11	SEAL	
	1001116747	4	TERMINAL	
2	8220089	4	SEAL	
	4461157	1	CONNECTOR	
	4460475	2	TERMINAL	
3	4460458	2	SEAL	
	8220548	1	CONNECTOR	
4	1001116692	6	TERMINAL	
	4460466	17	PLUG	
	80963056	1	CONNECTOR	
5	4460979	1	TERMINAL	
	80963067	1	SEAL	
	8220929	1	CONNECTOR	
6	1001116729	13	TERMINAL	
	1001116745	1	TERMINAL	
	1001116727	1	PLUG	
7	1001117068	1	CONNECTOR	
	8220124	2	TERMINAL	
8	8220536	2	CONNECTOR	
	1001129513	4	TERMINAL	
	4460744	2	CONNECTOR	
9	1001116728	4	TERMINAL	
	1001116727	2	PLUG	
	100119004	2	CONNECTOR	
10	1001116728	1	TERMINAL	
	4460955	7	CONNECTOR	
11	1001116748	2	TERMINAL	
	4460042	2	RING TERMINAL	
12	4460042	1	RING TERMINAL	
	1001117021	1	CONNECTOR	
	1001116728	2	TERMINAL	
13	4460458	2	SEAL	
	1001117026	1	CONNECTOR	
	1001116729	2	TERMINAL	
14	4460256	2	RING TERMINAL	
	4460256	1	RING TERMINAL	
15	1001126208	1	CONNECTOR	
	1001119619	22	TERMINAL	
	4460518	38	SEAL PLUG	
16	4461095	1	TERMINAL	
	4461094	2	TERMINAL	
	4460466	1	PLUG	
17	8220164	1	RING TERMINAL	
	8220164	2	RING TERMINAL	
18	4460142	1	RING TERMINAL	
	1001117111	1	FORK TERMINAL	

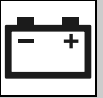
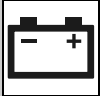


Figure 10-7 Engine Harness (Continued)

Item	Part Number	Qty.	Description	Rev.
19	4460476	1	CONNECTOR	
	4460475	3	TERMINAL	
	4460458	3	PLUG	
20	1001125027	1	METRI-PACK CONNECTOR	
	8220124	3	TERMINAL	
21	1001117070	1	CONNECTOR	
	1001116734	2	TERMINAL	
22	4460247	2	RING TERMINAL	
	4460247	1	RING TERMINAL	
23	1001118282	1	CONNECTOR	
	1001116734	1	TERMINAL	
	1001116732	2	TERMINAL	
	1001116733	2	TERMINAL	
24	1001116950	1	CONNECTOR	
	4460465	2	SOCKET TERMINAL	
25	4460312	2	RING TERMINAL	
	4460312	1	RING TERMINAL	
26	1001125748	1	CONNECTOR	
	1001129773	2	SEAL PLUG	
	1001125773	2	TERMINAL	
27	1001117021	1	METRI-PACK CONNECTOR	
	1001116728	2	TERMINAL	
28	4460019	1	RING TERMINAL	
	4460019	2	RING TERMINAL	
29	4460019	4	RING TERMINAL	
	4460019	1	RING TERMINAL	
30	4460312	1	RING TERMINAL	
	4460312	2	RING TERMINAL	



# ELECTRICAL

## Figure 10-7 Engine Harness

### IF EQUIPPED FOR LS

**X73  
TO ENG\_BULK2\_15F**

CONN POS	WIRE COLOR	WIRE LABEL	GAUGE	JACKET
A1	YEL	5	18 AWG	GXL
A2	GRY	17	18 AWG	GXL
A3	BLK	20	12 AWG	GXL
A4	RED	27C	12 AWG	GXL
A5	ORN	31	18 AWG	GXL
B1	RED	34	18 AWG	GXL
B2	BLU	108	18 AWG	GXL
B3	VIO	150(S8)	18 AWG	GXL
B4	YEL	151	18 AWG	GXL
B5	RED	27D	12 AWG	GXL
C1	BRN	101(S8)	18 AWG	GXL
C2	PNK	102(S2)	18 AWG	GXL
C3	BLU	103(S3)	18 AWG	GXL
C4	YEL	104(S1)	18 AWG	GXL
C5	GRN	105(S4)	18 AWG	GXL

**X4  
TO LOGIC CONN**

CONN POS	WIRE COLOR	WIRE LABEL	GAUGE	JACKET
A	RED	48	18 AWG	GXL
B	ORN	23	18 AWG	GXL

**X1  
TO ECM\_BULK\_23S**

CONN POS	WIRE COLOR	WIRE LABEL	GAUGE	JACKET
A	BLK	APS GND 1	18 AWG	GXL
B	BLK	APS SUPP 1	18 AWG	GXL
C	BLK	APS SIG 1	18 AWG	GXL
H	RED	APS SUPP 2	18 AWG	GXL
J	WHT	APS GND 2	18 AWG	GXL
K	BLK	APS SIG 2	18 AWG	GXL
X	ORN	CHG	18 AWG	GXL

**X2  
TO ENG\_BULK3\_IN**

CONN POS	WIRE COLOR	WIRE LABEL	GAUGE	JACKET
1	RED	160	12 AWG	GXL

**X74  
TO ENG\_BULK1\_15M**

CONN POS	WIRE COLOR	WIRE LABEL	GAUGE	JACKET
A1	BLK	40	18 AWG	GXL
A2	WHT	41	18 AWG	GXL
A3	ORN	47	18 AWG	GXL
A4	BLK	20A	12 AWG	GXL
A5	WHT	158	18 AWG	GXL
B1	GRN	18	18 AWG	GXL
B2	BLK	24A	18 AWG	GXL
B3	WHT	28	18 AWG	GXL
B4	BRN	35	18 AWG	GXL
B5	YEL	38	18 AWG	GXL
C1	GRN	8	18 AWG	GXL
C2	GRN	8	18 AWG	GXL
C3	GRN	9	18 AWG	GXL
C4	TAN	10	18 AWG	GXL

**AH330  
TO HORN**

CONN POS	WIRE COLOR	WIRE LABEL	GAUGE	JACKET
A	WHT	155	18 AWG	GXL
B	BLK	24A	18 AWG	GXL

**X300  
TO UPPER**

CONN POS	WIRE COLOR	WIRE LABEL	GAUGE	JACKET
1	YEL	104B(S1)	18 AWG	GXL
2	YEL	120B(S2)	18 AWG	GXL
3	BLU	103B(S3)	18 AWG	GXL
7	BLK	2J	18 AWG	GXL

**X301  
TO LOWER**

CONN POS	WIRE COLOR	WIRE LABEL	GAUGE	JACKET
4	GRN	105B(S5)	18 AWG	GXL
5	BRN	101B(S6)	18 AWG	GXL
8	GRN	105B(S6)	18 AWG	GXL
7	BLK	2H	18 AWG	GXL

**D304  
TO VP2**

CONN POS	WIRE COLOR	WIRE LABEL	GAUGE	JACKET
A	GRN	150A(S8)	18 AWG	GXL
B	GRN	105A(S4)	18 AWG	GXL
C	YEL	104A	18 AWG	GXL
F	BLK	2D	18 AWG	GXL

**D305  
TO VP1**

CONN POS	WIRE COLOR	WIRE LABEL	GAUGE	JACKET
A	BLU	103A	18 AWG	GXL
B	BRN	101A	18 AWG	GXL
C	PNK	102	18 AWG	GXL
F	BLK	2DD	18 AWG	GXL

**T88  
TO FUEL SENDER**

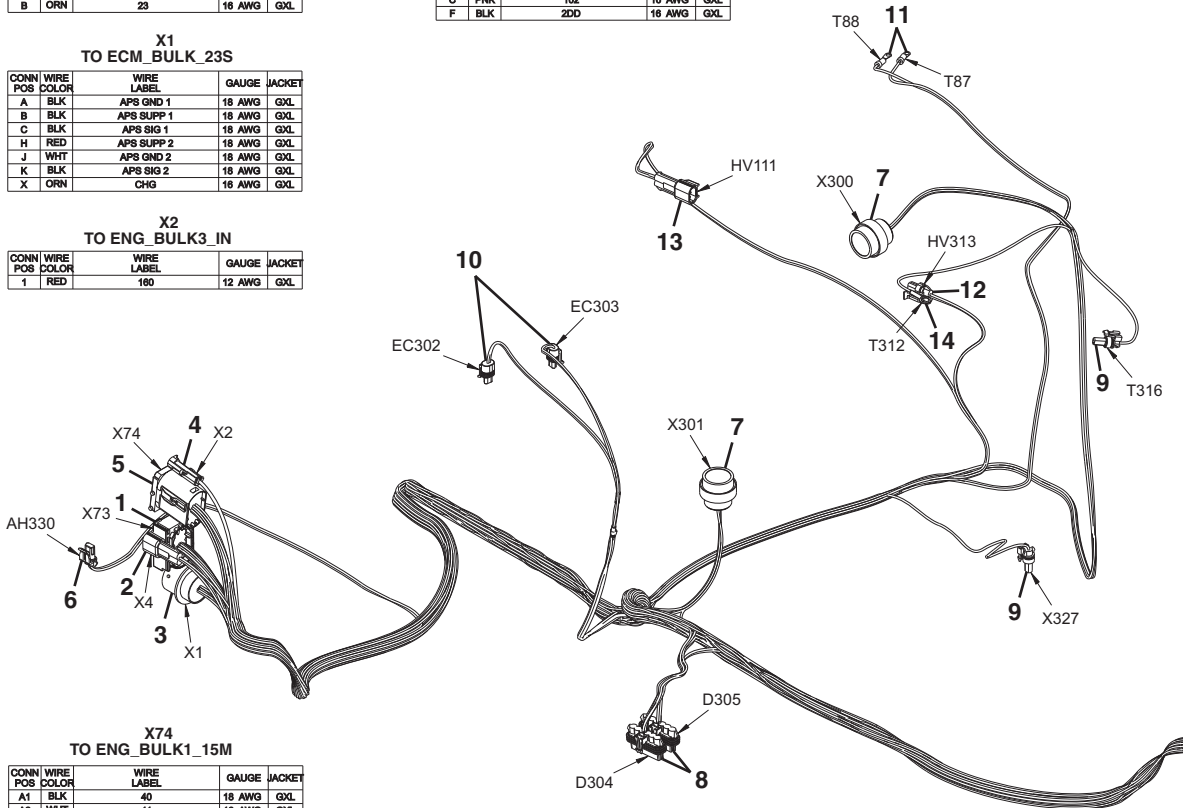
CONN POS	WIRE COLOR	WIRE LABEL	GAUGE	JACKET
1	BLK	2A	18 AWG	GXL

**HV313  
TO STEER MODE VALVE**

CONN POS	WIRE COLOR	WIRE LABEL	GAUGE	JACKET
A	GRN	8	18 AWG	GXL
B	BLK	2C	18 AWG	GXL

**T87  
TO FUEL SENDER**

CONN POS	WIRE COLOR	WIRE LABEL	GAUGE	JACKET
1	GRY	17	18 AWG	GXL



**T316  
TO TRANS TEMP SW**

CONN POS	WIRE COLOR	WIRE LABEL	GAUGE	JACKET
1	GRN	18	18 AWG	GXL

**X327  
TO HYD TEMP SW**

CONN POS	WIRE COLOR	WIRE LABEL	GAUGE	JACKET
1	YEL	151	18 AWG	GXL

**EC302  
TO SECONDARY FUNCTION VALVE**

CONN POS	WIRE COLOR	WIRE LABEL	GAUGE	JACKET
A	BLU	41A	18 AWG	GXL
B	BLK	2E	18 AWG	GXL

**EC303  
TO SECONDARY FUNCTION VALVE**

CONN POS	WIRE COLOR	WIRE LABEL	GAUGE	JACKET
A	BLU	41B	18 AWG	GXL
B	BLK	2F	18 AWG	GXL

**HV111  
TO STEER MODE VALVE**

CONN POS	WIRE COLOR	WIRE LABEL	GAUGE	JACKET
A	GRN	9	18 AWG	GXL
B	BLK	2B	18 AWG	GXL

**T312  
TO TRANS GND**

CONN POS	WIRE COLOR	WIRE LABEL	GAUGE	JACKET
1	BLK	2G	18 AWG	GXL

PH5610

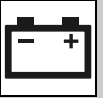


Figure 10-7 Engine Harness (Continued)

IF EQUIPPED FOR LS

**X52 TO STABILTRAK**

CONN POS	WIRE COLOR	WIRE LABEL	GAUGE	JACKET
A	BLK	40	18 AWG	GXL
B	BLK	2K	18 AWG	GXL

**X53 TO STABILTRAK**

CONN POS	WIRE COLOR	WIRE LABEL	GAUGE	JACKET
A	WHT	28A	18 AWG	GXL
B	BLK	2L	18 AWG	GXL

**X54 TO STABILTRAK**

CONN POS	WIRE COLOR	WIRE LABEL	GAUGE	JACKET
A	WHT	47A	18 AWG	GXL
B	BLK	2M	18 AWG	GXL

**X55 TO STABILTRAK**

CONN POS	WIRE COLOR	WIRE LABEL	GAUGE	JACKET
A	WHT	47B	18 AWG	GXL
B	BLK	2N	18 AWG	GXL

**X56 TO STAB FLOAT\_B**

CONN POS	WIRE COLOR	WIRE LABEL	GAUGE	JACKET
A	WHT	28B	18 AWG	GXL
B	BLK	2P	18 AWG	GXL

**X325 TO BACK UP ALARM**

CONN POS	WIRE COLOR	WIRE LABEL	GAUGE	JACKET
A	ORN	31	16 AWG	GXL
B	BLK	2X	16 AWG	GXL

**X44 TO TERMINATING RESISTOR**

CONN POS	WIRE COLOR	WIRE LABEL	GAUGE	JACKET
A	YEL	CNH1	18 AWG	GXL
B	GRN	CNL1	18 AWG	GXL

**T57 TO ENG\_GND**

CONN POS	WIRE COLOR	WIRE LABEL	GAUGE	JACKET
1	BLK	20C	12 AWG	GXL
1	BLK	20E	12 AWG	GXL

**T278 TO BATT+**

CONN POS	WIRE COLOR	WIRE LABEL	GAUGE	JACKET
1	RED	ECM BATT	12 AWG	GXL

**T328 TO PWR BUSS**

CONN POS	WIRE COLOR	WIRE LABEL	GAUGE	JACKET
1	RED	160	12 AWG	GXL
1	RED	27C	12 AWG	GXL

**X324 TO ALTERNATOR**

CONN POS	WIRE COLOR	WIRE LABEL	GAUGE	JACKET
1	YEL	5	16 AWG	GXL
2	ORN	CHG	16 AWG	GXL

**X344 TO FUEL FILTER**

CONN POS	WIRE COLOR	WIRE LABEL	GAUGE	JACKET
1	ORG	WATER IN FUEL	18 AWG	GXL
2	BLK	WATER IN FUEL RTN	18 AWG	GXL

**T284 TO ENG BLOCK GND**

CONN POS	WIRE COLOR	WIRE LABEL	GAUGE	JACKET
1	BLK	CASE GND	10 AWG	GXL
1	BLK	ECM GND 5	12 AWG	GXL

**EC291 TO STARTER ENGINE**

CONN POS	WIRE COLOR	WIRE LABEL	GAUGE	JACKET
1	BLK	161	10 AWG	GXL

**SN112 TO BOOM SENSOR**

CONN POS	WIRE COLOR	WIRE LABEL	GAUGE	JACKET
A	BRN	35	16 AWG	GXL
B	TAN	10	16 AWG	GXL
C	BLK	2T	16 AWG	GXL

**SN113 TO BOOM EXTEND**

CONN POS	WIRE COLOR	WIRE LABEL	GAUGE	JACKET
A	RED	49	16 AWG	GXL
B	ORN	23	16 AWG	GXL
C	BLK	2R	16 AWG	GXL

**FC314 TO ATO FUSE**

CONN POS	WIRE COLOR	WIRE LABEL	GAUGE	JACKET
1	RED	ECM BATT	12 AWG	GXL
2	RED	ECM BATT	12 AWG	GXL

**RL109-85 TO GRID HTR RLY**

CONN POS	WIRE COLOR	WIRE LABEL	GAUGE	JACKET
1	BLK	OUTPUT RTN 2	18 AWG	GXL

**RL109-86 TO GRID HTR RLY**

CONN POS	WIRE COLOR	WIRE LABEL	GAUGE	JACKET
1	BLK	GHR	18 AWG	GXL

**RL288 TO STARTER RELAY GENERIC**

CONN POS	WIRE COLOR	WIRE LABEL	GAUGE	JACKET
1	YEL	CNH	18 AWG	GXL
21	GRN	CNL	18 AWG	GXL
22	WHT	APS GND 2	18 AWG	GXL
26	RED	APS SUPP 2	18 AWG	GXL
27	BLK	APS SUPP 1	18 AWG	GXL
28	BLK	APS GND 1	18 AWG	GXL
35	BLK	APS SIG 1	18 AWG	GXL
37	BLK	APS SIG 2	18 AWG	GXL
44	BLK	GHR	18 AWG	GXL
45	RED	34	16 AWG	GXL
54	BLK	OUTPUT RTN	18 AWG	GXL

**RL288-1 TO STARTER RELAY GENERIC**

CONN POS	WIRE COLOR	WIRE LABEL	GAUGE	JACKET
1	BLU	106	16 AWG	GXL
2	BLK	2Y	16 AWG	GXL

**T61 TO PWR BUSS**

CONN POS	WIRE COLOR	WIRE LABEL	GAUGE	JACKET
1	RED	27D	12 AWG	GXL

**T349 TO ECM CASE GROUND**

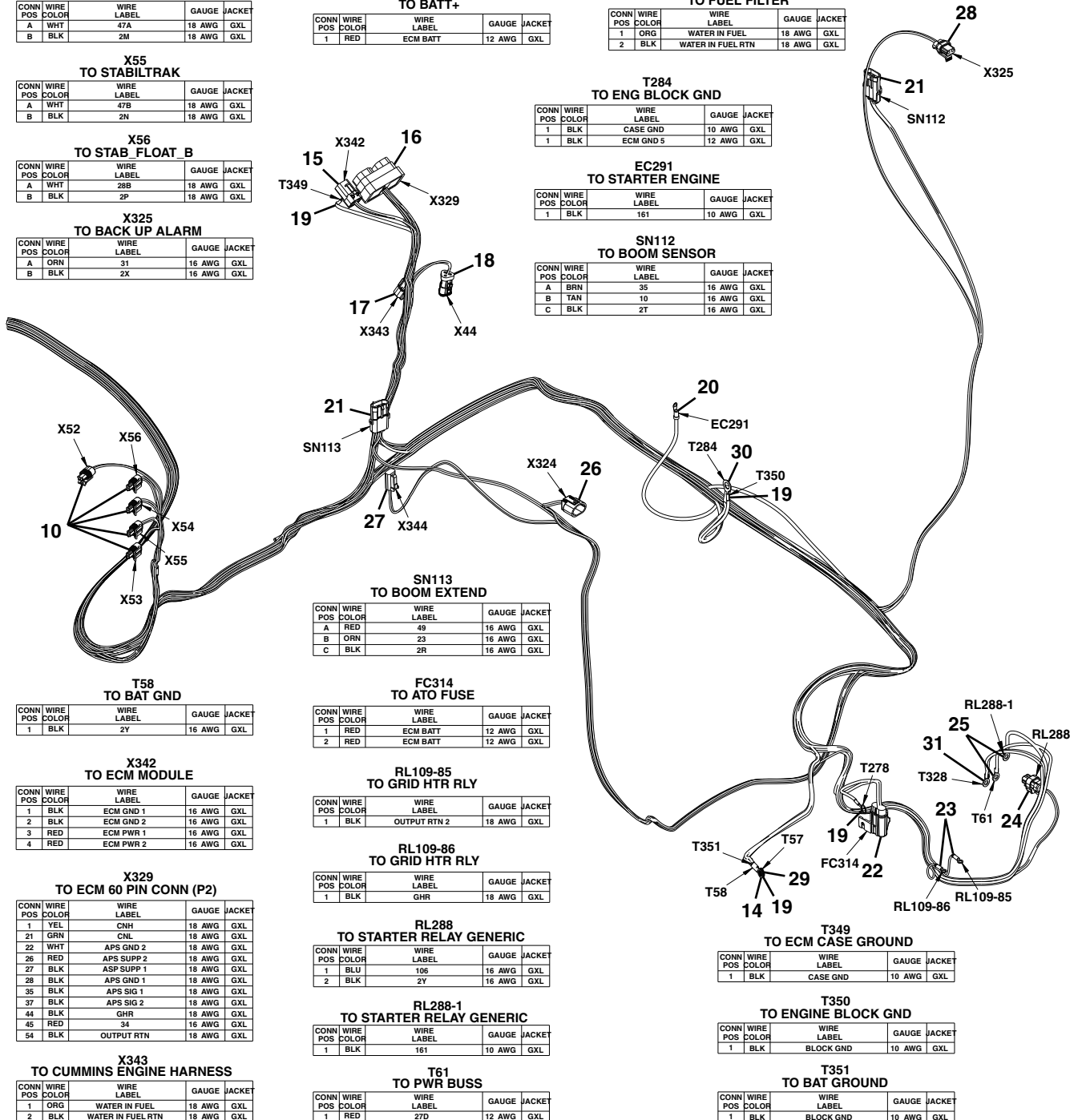
CONN POS	WIRE COLOR	WIRE LABEL	GAUGE	JACKET
1	BLK	CASE GND	10 AWG	GXL

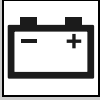
**T350 TO ENGINE BLOCK GND**

CONN POS	WIRE COLOR	WIRE LABEL	GAUGE	JACKET
1	BLK	BLOCK GND	10 AWG	GXL

**T351 TO BAT GROUND**

CONN POS	WIRE COLOR	WIRE LABEL	GAUGE	JACKET
1	BLK	BLOCK GND	10 AWG	GXL





## ELECTRICAL

Figure 10-7 Engine Harness

Item	Part Number	Qty.	Description	Rev.
1	1001133350	1	ENGINE HARNESS, (if equipped for LS), (includes all items)	G
	8220927	1	CONNECTOR	
	1001116728	12	TERMINAL	
2	1001116747	3	TERMINAL	
	4461157	1	CONNECTOR	
3	4460475	2	TERMINAL	
	8220548	1	CONNECTOR	
4	1001116692	7	SOCKET TERMINAL	
	4460466	16	SEALING PLUG TERMINAL	
5	80963056	1	CONNECTOR	
	4460979	1	TERMINAL	
6	8220929	1	CONNECTOR	
	1001116729	14	TERMINAL	
7	1001117068	1	METRI-PACK CONNECTOR	
	8220124	2	TERMINAL	
8	8220536	2	CONNECTOR	
	1001129513	4	SOCKET TERMINAL	
9	4460744	2	METRI-PACK CONNECTOR	
	1001116728	4	TERMINAL	
10	1001116727	2	PLUG	
	1001119004	2	METRI-PACK CONNECTOR	
11	1001116728	1	TERMINAL	
	4460955	7	CONNECTOR	
12	1001116748	2	TERMINAL	
	4460042	2	RING TERMINAL	
13	4460042	1	RING TERMINAL	
	1001117021	1	METRI-PACK CONNECTOR	
14	1001116747	2	TERMINAL	
	1001117026	1	METRI-PACK CONNECTOR	
15	1001116729	2	TERMINAL	
	4460256	2	RING TERMINAL	
16	4460256	1	RING TERMINAL	
	1001116810	1	CONNECTOR	
17	4460509	4	SOCKET TERMINAL	
	1001116831	1	CONNECTOR	
18	1001119619	11	SOCKET TERMINAL	
	4460518	49	SEALING PLUG TERMINAL	
19	4460897	1	TERMINAL	
	4460464	2	TERMINAL	
20	4461095	1	CONNECTOR	
	4460943	2	TERMINAL	
21	4460466	1	SEAL PLUG	
	4460019	4	RING TERMINAL	
22	4460019	1	RING TERMINAL	
	4460142	1	RING TERMINAL	
23	1001117111	1	FORK TERMINAL	
	4460476	2	TERMINAL	
24	4460475	3	TERMINAL	
	1001117070	1	METRI-PACK CONNECTOR	



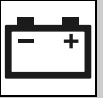
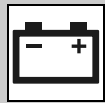


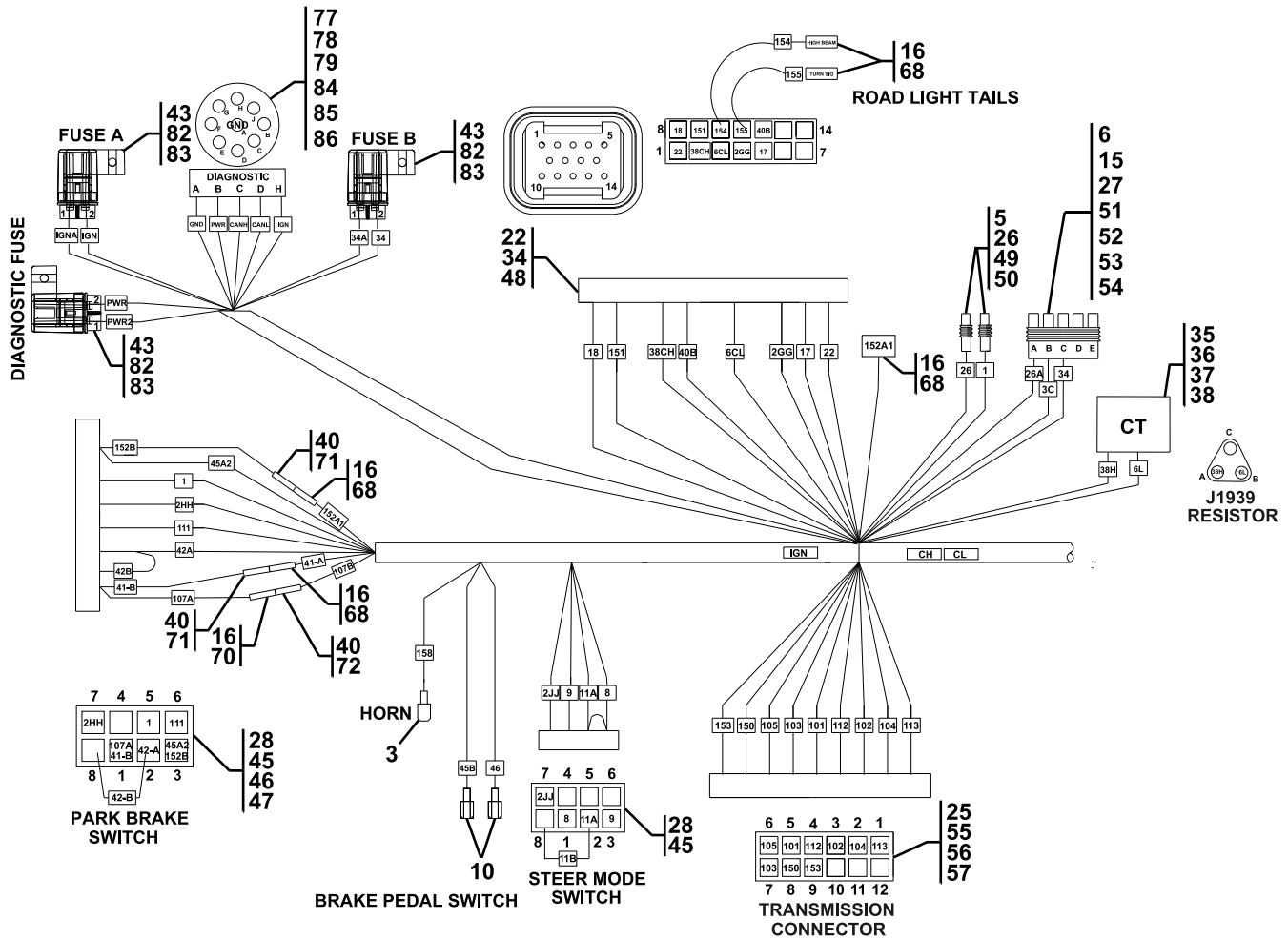
Figure 10-7 Engine Harness (Continued)

Item	Part Number	Qty.	Description	Rev.
	1001116734	2	TERMINAL	
23	4460247	2	RING TERMINAL	
	4460247	1	RING TERMINAL	
24	1001116950	1	AMPSEAL 16 CONNECTOR	
	4460465	2	SOCKET TERMINAL	
25	4460312	3	RING TERMINAL	
	4460312	4	RING TERMINAL	
26	1001125748	1	CONNECTOR	
	1001125773	2	TERMINAL	
27	4460891	1	TERMINAL	
	4460465	2	SOCKET TERMINAL	
28	1001117021	1	METRI-PACK CONNECTOR	
	1001116728	2	TERMINAL	
29	4460019	1	RING TERMINAL	
	8220164	1	RING TERMINAL	
30	8220164	1	RING TERMINAL	
	8220164	2	RING TERMINAL	
31	4460312	1	RING TERMINAL	
	4460312	2	RING TERMINAL	



# ELECTRICAL

## Figure 10-8 Cab Power Distribution Harness



PAP26090

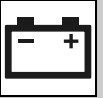
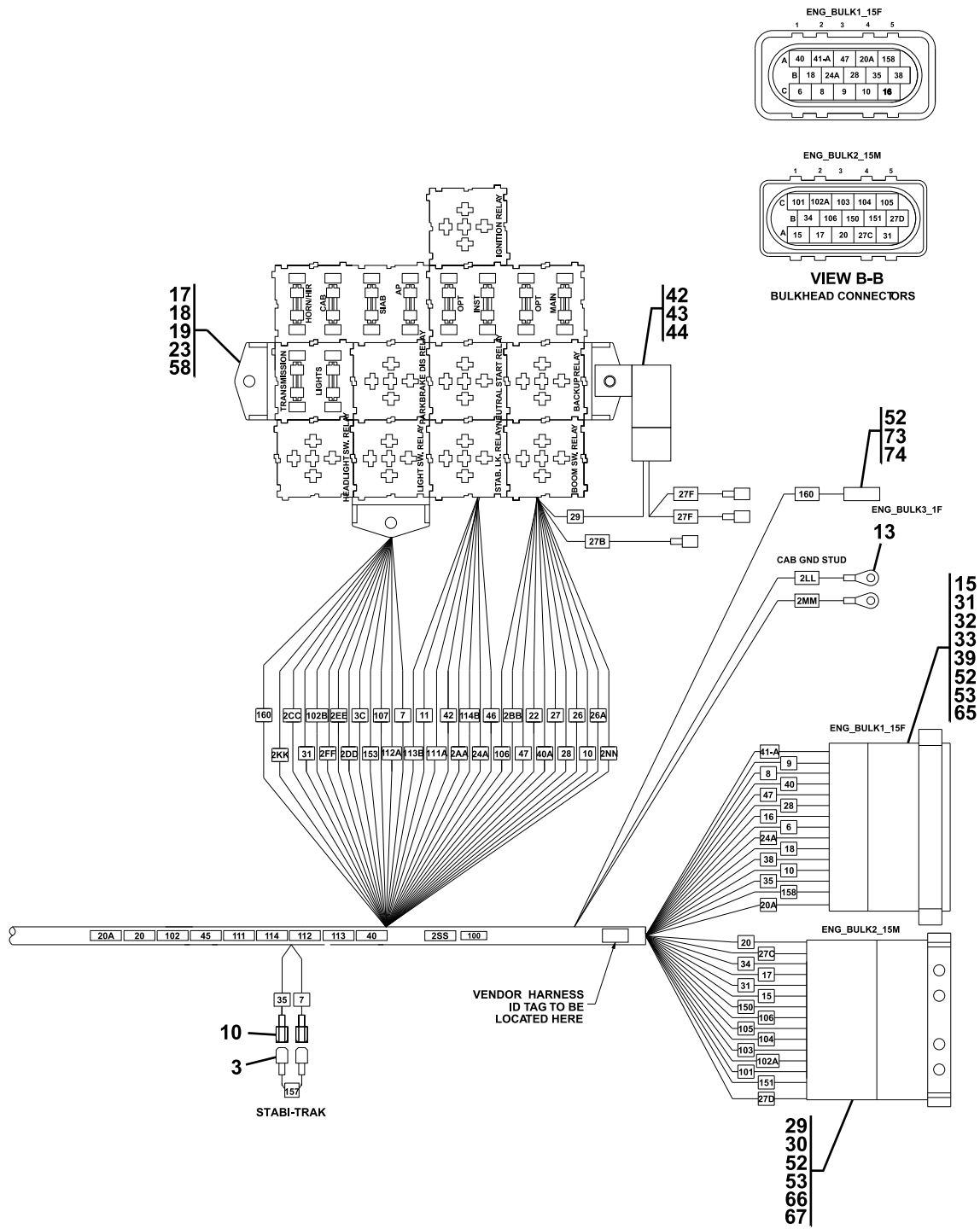
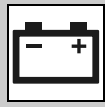


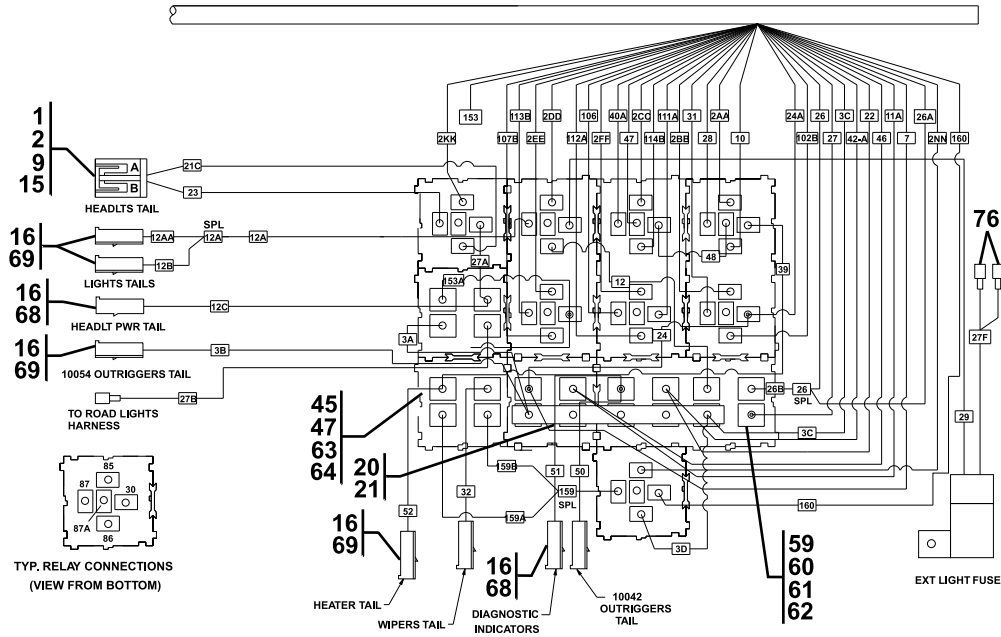
Figure 10-8 Cab Power Distribution Harness (Continued)





# ELECTRICAL

## Figure 10-8 Cab Power Distribution Harness (Continued)



### FUSE BOX DETAIL (VIEW FROM UNDERSIDE)

160	RED	12 SXL	IGN RELAY PIN 30 - ENG_BULK3_1F
159B	PURPLE	14 SXL	SPLICE 159 - CAB FUSE
159A	PURPLE	12 SXL	SPLICE 159 - HORN/HTR FUSE
159	PURPLE	12 SXL	IGN RELAY PIN 87 - SPLICE 159
158	BLACK	16 SXL	HORN TERM - ENG_BULK1_15F-A5
157	BROWN	16 SXL	JUMPER WIRE AT STAB1-TRAKTERMS
IGNA	BLUE	18 SXL	SPLICE IGN-FUSE A PIN 1
155	GREEN/RED	16 GXL	INSTR PNL PIN 11 - ROADTY TAIL
154	BLUE/WHITE	16 GXL	INSTR PNL PIN 10 - ROADTY TAIL
153A	GREY/WHITE	16 SXL	TRMNSM FUSE - PKBRK DIS RELAY PIN 30
153	GREY/WHITE	16 SXL	TRMNSM CONN PIN 9 - PKBRK DIS RELAY PIN 30
152B	BLACK/WHITE	16 SXL	PKBRK SW MALE CONN - PKBRK SW PIN 3
IGN	BLUE	18 SXL	FUSE A PIN 2-DIAGNOSTIC PIN H
GND	BLACK	16 SXL	DIAGNOSTIC PIN A-SPLICE 20
152A1	BLACK/WHITE	16 SXL	OUTRIGGER TAIL - PKBRK SW FEM CONN
151	YELLOW/GREEN	16 GXL	INSTR PNL PIN 9 - ENG_BULK2_15M-B4
150	PURPLE	16 SXL	TRMNSM CONN PIN 8 - ENG_BULK2_15M-B3
114B	BLUE/ORANGE	16 SXL	STAB LK RELAY PIN 86 - SPLICE 114
114A	BLUE/ORANGE	16 SXL	SPLICE 112 DIODE - SPLICE 114
113C	RED	16 SXL	SPLICE 113 - SPLICE 111 DIODE
113B	RED	16 SXL	SPLICE 113 - PKBRK DIS RELAY PIN 87
113A	RED	16 SXL	SPLICE 111 DIODE - SPLICE 111
113	RED	16 SXL	TRMNSM CONN PIN 1 - SPLICE 113
112A	GREY	16 SXL	NEU ST RELAY PIN 86 - SPLICE 112
112	GREY	16 SXL	TRMNSM CONN PIN 4 - SPLICE 112
111A	RED	12 SXL	SPLICE 111 - NEUT START RELAY PIN 30
111	RED	12 SXL	PKBRK SW PIN 6 - SPLICE 111
107B	BLUE	18 SXL	PKBRK SW MALE CONN - PKBRK DIS RELAY PIN 86
107A	BLUE	18 SXL	PKBRK SW PIN 1 - PKBRK SW FEM CONN
106	BLUE/ORANGE	12 SXL	NEU ST RELAY PIN 87 - ENG_BULK2_15M-B2
105	GREEN	16 SXL	TRMNSM CONN PIN 6 - ENG_BULK2_15M-C5
104	YELLOW	16 SXL	TRMNSM CONN PIN 2 - ENG_BULK2_15M-C4
103	BLUE	16 SXL	TRMNSM CONN PIN 7 - ENG_BULK2_15M-C3
PWR2	RED	16 SXL	SPLICE 27-DIAGNOSTIC FUSE PIN 1
CANL	GREEN	18 SXL	DIAGNOSTIC PIN D-SPLICE CL
CANH	YELLOW	18 SXL	DIAGNOSTIC PIN C-SPLICE CH
PWR	RED	16 SXL	DIAGNOSTIC PIN B-DIAGNOSTIC FUSE PIN 2
102B	PINK	16 SXL	SPLICE 102 - BACKUP RELAY PIN 86
102A	PINK	16 SXL	SPLICE 102 - ENG_BULK2_15M-C2
102	PINK	16 SXL	SPLICE 102 - TRMNSM CONN PIN 3
101	BROWN	16 SXL	TRMNSM CONN PIN 5 - ENG_BULK2_15M-C1
WIRE NO	COLOR	WIRE GAGE/TYPE	WIRE TO/FROM

52	ORANGE	14 SXL	HORN/HTR FUSE - HEATER TAIL
51	WHITE/RED	16 SXL	OPT FUSE - DIAG IND TAIL
50	WHITE/YELLOW	16 SXL	SPLICE 159 - 10042 OUTRIG TAIL
48	PURPLE/BLACK	16 SXL	STAB RELAY PIN 30 - BOOM SW RELAY PIN 87A
47	ORANGE/WHITE	16 SXL	STAB RELAY PIN 87A - ENG_BULK1_15F-A3
46	WHITE/ORANGE	16 SXL	STR/STAB FUSE - BRAKE PEDAL SW
45B	DK BLUE/ORANGE	16 SXL	SPLICE 45 - BRAKE PED SW
45A2	DK BLUE/ORANGE	16 SXL	SPLICE 45 DIODE - PKBRK SW PIN 3
45A	DK BLUE/ORANGE	16 SXL	SPLICE 45 DIODE - SPLICE 45
45	DK BLUE/ORANGE	16 SXL	SPLICE 45 - SPLICE 114
42-B	TAN	16 SXL	PKBRK SW JUMPER PINS 2-8
42-A	TAN	16 SXL	PKBRK SW PIN 2 - INSTR FUSE
41-B	DK BLUE/WHITE	16 SXL	PKBRK SW PIN 1 - PKBRK SW MALE CONN
41-A	DK BLUE/WHITE	16 SXL	PKBRK SW FEM CONN - ENG_BULK1_15F-A2
40B	BROWN/BLACK	16 GXL	BOOM SW RELAY PIN 12
40A	BROWN/BLACK	16 SXL	SPLICE 40 - STAB LK RELAY PIN 87
40	BROWN/BLACK	16 SXL	SPLICE 40 - ENG_BULK1_15F-A1
39	RED/GRAY	16 SXL	BOOM SW RELAY PIN 30 - STAB FUSE
38	YELLOW	16 SXL	SPLICE CH - ENG_BULK1_15F-B5
35	BROWN/WHITE	16 SXL	STAB1-TRAKTERM - ENG_BULK1_15F-B4
34	RED/BLACK	16 SXL	FUSE B PIN 2 - ENG_BULK2_15M-B1
32	GRAY/WHITE	14 SXL	CAB FUSE - WIPERTAIL
31	ORANGE/RED	16 SXL	BACKUP RELAY PIN 87 - ENG_BULK2_15M-A5
29	RED	12 SXL	EXT LIGHT FUSE - LIGHT SW RELAY PIN 30
28	PURPLE/WHITE	16 SXL	BOOM SW RELAY PIN 87 - ENG_BULK1_15F-B3
27F	RED	12 SXL	12V_BUSSBAR - EXT LIGHTS FUSE
27D	RED	12 SXL	SPLICE 27 - ENG_BULK2_15M-B5
27C	RED	12 SXL	SPLICE 27 - ENG_BULK2_15M-A4
27B	RED	12 SXL	ROAD LIGHT HARN CONN - LIGHT FUSE
27A	RED	12 SXL	INDT SW RELAY PIN 30 - LIGHTS FUSE
27	RED	10 SXL	SPLICE 27 - MAIN FUSE
26B	RED	10 GXL	SPLICE 26 - MAIN FUSE
26A	RED	10 GXL	SPLICE 26 - IGN SWITCH PIN A
26	RED	10 GXL	SPLICE 26 - IGN SWITCH
24A	ORANGE/GREEN	14 SXL	SKUP RELAY PIN 30 - ENG_BULK1_15F-B2
24	ORANGE/GREEN	14 SXL	BACKUP RELAY PIN 30 - HORN/HTR FUSE
23	GREEN	16 SXL	HEADLT CONN PIN B - HEADLT SW RELAY PIN 87
22	WHITE	16 GXL	INSTR FUSE DIODE - INSTR PNL PIN 1
21C	RED	16 SXL	HEADLT CONN PIN A - HEADLT SW RELAY PIN 86
20A	BLACK	12 SXL	ENG_BULK1_15F-A4 - SPLICE 20A
WIRE NO	COLOR	WIRE GAGE/TYPE	WIRE TO/FROM

20	BLACK	12 SXL	ENG_BULK2_15M-A3 - SPLICE 20
18	GREEN	18 SXL	ENG_BULK1_15F-B1 - INSTR PNL PIN 8
17	GRAY	18 SXL	ENG_BULK2_15M-A2 - INSTR PNL PIN 5
38CH	YELLOW	18 SXL	SPLICE CH-INSTR PNL PIN 2
38H	YELLOW	18 SXL	SPLICE CH-CT PIN A
34A	RED/BLK	16 SXL	FUSE B PIN 1-SPLICE IGN
15	LT. BLUE	18 SXL	ENG_BULK2_15M-A1 - SPLICE 159
12AA	DK BLUE	12 SXL	SPLICE 12A - LIGHT OPTION TAIL
12C	DK BLUE	16 SXL	LIGHTS FUSE - MIDLIGHT PWR TAIL
12B	DK BLUE	12 SXL	SPLICE 12A - LIGHT OPTION TAIL
12A	DK BLUE	12 SXL	SPLICE 12A - LIGHT SW RELAY PIN 87
12	DK BLUE	18 SXL	OPT FUSE - LIGHT SW, RELAY PIN 86
11B	LT. GREEN	16 SXL	STEER-MODE SW JUMPER PIN 2-PIN 8
11A	TAN	16 SXL	BOOM SW RELAY PIN 86 - ENG_BULK1_15F-C4
9	GREEN/BLACK	16 SXL	STEER-MODE SW PIN 3 - ENG_BULK1_15F-C3
8	GREEN/WHITE	16 SXL	STEER-MODE SW PIN 1 - ENG_BULK1_15F-C2
7	BROWN	16 SXL	STAB FUSE - STAB1-TRAKTERM
6	GREEN	18 SXL	SPLICE CL - ENG_BULK1_15F-C1
3D	PURPLE	18 SXL	IGN RELAY PIN 86 - FUSEBOX_BUSSBAR
3C	PURPLE	10 SXL	IGN SW PIN B - FUSE BUSSBAR
3B	PURPLE	10 SXL	FUSE BUSSBAR - 10054 OUTRIG TAIL
3A	PURPLE	10 SXL	TRANSMISSION FUSE - FUSE BUSSBAR
6CL	GREEN	18 SXL	SPLICE CL-INSTR PNL PIN 3
6L	GREEN	18 SXL	SPLICE CL-CT PIN B
IGNSW	BLUE	16 SXL	IGNITION SWITCH PIN C-SPLICE IGN
2NN	BLACK	12 SXL	SPLICE 20 - IGNITION RELAY PIN 85
2MM	BLACK	12 SXL	SPLICE 20A - CAB GROUND STUD
2LL	BLACK	12 SXL	SPLICE 20 - CAB GROUND STUD
2KK	BLACK	18 SXL	SPLICE 20A - PRKBRK DIS RELAY PIN 85
2JJ	BLACK	18 SXL	SPLICE 20A - STEER-MODE SW PIN 7
2HH	BLACK	18 SXL	SPLICE 20A - PRKBRK SW PIN 7
2GG	BLACK	18 SXL	SPLICE 20A - INSTR PNL PIN 4
2FF	BLACK	18 SXL	SPLICE 20 - NEUTRAL START RELAY PIN 85
2EE	BLACK	18 SXL	SPLICE 20A - PRKBRK DIS RELAY PIN 85
2DD	BLACK	18 SXL	SPLICE 20 - LIGHT SW RELAY PIN 85
2CC	BLACK	18 SXL	SPLICE 20 - STAB LK RELAY PIN 85
2BB	BLACK	18 SXL	SPLICE 20A - BACKUP RELAY PIN 85
2AA	BLACK	18 SXL	SPLICE 20 - BOOM RELAY PIN 85
1	WHITE	10 SXL	IGN SW - PRKBRK SW PIN 5
WIRE NO	COLOR	WIRE GAGE/TYPE	WIRE TO/FROM

PAP26110

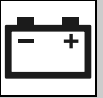
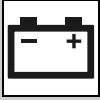


Figure 10-8 Cab Power Distribution Harness

Item	Part Number	Qty.	Description	Rev.
	1001129762	1	CAB POWER DISTRIBUTION HARNESS, (includes all items)	F
1	1001117021	1	PLUG, METRI-PACK, SERIES 280, 2 POSITION	
2	8220890	1	SECONDARY LOCK, 2 WAY, SEALED METRI-PACK	
3	4460206	3	MALE BLADE	
5	1001121728	2	CONNECTOR, FEMALE, 1 POSITION	
6	1001121726	1	PLUG, METRI-PACK, SERIES 280, 5 POSITION	
9	4460458	1	SEAL TERMINAL, METRI-PACK, SERIES 280	
10	70024672	4	FEMALE BLADE TERMINAL	
15	1001116728	15	TERMINAL, METRI-PACK, 280 SERIES	
16	8220970	13	CONNECTOR	
17	70024244	2	4 FUSE MODULE	
18	70024245	3	MOUNTING LEG	
19	4461103	20	LOCKING WEDGE	
20	70024246	1	BUS BAR	
21	70024247	1	BUS BAR INSULATOR	
22	4460872	1	PLUG, AMPSEAL, 14 POSITION	
23	4461101	10	LOCKING WEDGE	
25	80363178	1	CONNECTOR	
26	1001121728	2	CONNECTOR, FEMALE	
27	1001121726	1	CONNECTOR, FEMALE, 5 POSITION, METRI-PACK	
28	7026439	2	CONNECTOR	
29	8220929	11	CONNECTOR, METRI-PACK, 15 POSITION, MALE	
30	70024253	11	TPA LOCK	
31	8220927	1	CONNECTOR, METRI-PACK, 15 POSITION, FEMALE	
32	70024254	1	TPA LOCK	
33	70024255	1	SEAL	
34	4460905	4	HOLE SEAL PLUG TERMINAL, AMPSEAL	
35	91554018	1	CONNECTOR	
36	70020891	3	TERMINAL	
37	8220553	1	RECEPTACLE	
38	70021825	1	WEDGE LOCK	
39	70024256	1	SIDE LOCK	
40	7116562	3	CONNECTOR, MALE	
42	70024257	1	CONNECTOR	
43	1001096134	3	FUSE COVER HOLDER	
44	1001116734	2	TERMINAL, METRI-PACK, FEMALE	
45	70022747	20	TERMINAL	
46	70024258	1	TERMINAL, METRI-PACK, FEMALE	
47	1001116735	7	TERMINAL, METRI-PACK, FEMALE	
48	4460871	8	AMPSEAL SOCKET TERMINAL	
49	1001121730	2	TERMINAL, FEMALE, METRI-PACK	
50	8220160	2	CABLE SEAL TERMINAL, FEMALE, METRI-PACK	
51	8220125	2	TERMINAL, FEMALE, METRI-PACK	
52	8220089	6	CABLE SEAL TERMINAL, METRI-PACK	
53	8220081	18	CABLE SEAL, METRI-PACK	
54	1001116727	2	CAVITY PLUG, METRI-PACK	
55	80363179	1	LOCK WEDGE	
56	4460464	9	TERMINAL, #16-#18 PIN	
57	4460466	3	SEALING PLUG TERMINAL	

**ELECTRICAL****Figure 10-8 Cab Power Distribution Harness (Continued)**

Item	Part Number	Qty.	Description	Rev.
58	70024248	1	2 FUSE MODULE	
59	70024249	1	FUSE TERMINAL, WITH SPRING CLIP	
60	70024250	3	FUSE TERMINAL, WITH SPRING CLIP	
61	70024251	9	FUSE TERMINAL, WITH SPRING CLIP	
62	70024252	13	SECONDARY LOCK	
63	4460419	17	TERMINAL, FEMALE, METRI-PACK	
64	4461102	30	SECONDARY LOCK	
65	1001116747	2	TERMINAL, FEMALE, METRI-PACK	
66	1001116745	4	TERMINAL, MALE, METRI-PACK	
67	1001116729	1	TERMINAL, MALE, METRI-PACK	
68	1001116736	9	TERMINAL, FEMALE, UNSEALED	
69	1001116737	4	TERMINAL, FEMALE, UNSEALED	
71	70024259	2	TERMINAL, MALE, METRI-PACK	
72	4461189	1	TERMINAL, MALE, METRI-PACK	
73	80963055	1	CONNECTOR, WEATHER-PACK	
74	4460790	1	TERMINAL, FEMALE SLEEVE SOCKET	
76	70024673	4	FEMALE BLADE TERMINAL	
77	4460466	1	SEAL, PLUG	
78	4460944	1	SOCKET, FEMALE	
79	1001116975	1	CONNECTOR	
82	1001116733	3	TERMINAL, FEMALE	
83	1001117019	3	CONNECTOR, MALE	
84	1001149712	1	CAP & LANYARD	
85	1001125784	1	LOCKWASHER	
86	1001125785	1	PANEL NUT	
87	70024674	1	MALE BLADE TERMINAL	

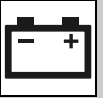
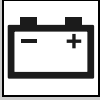


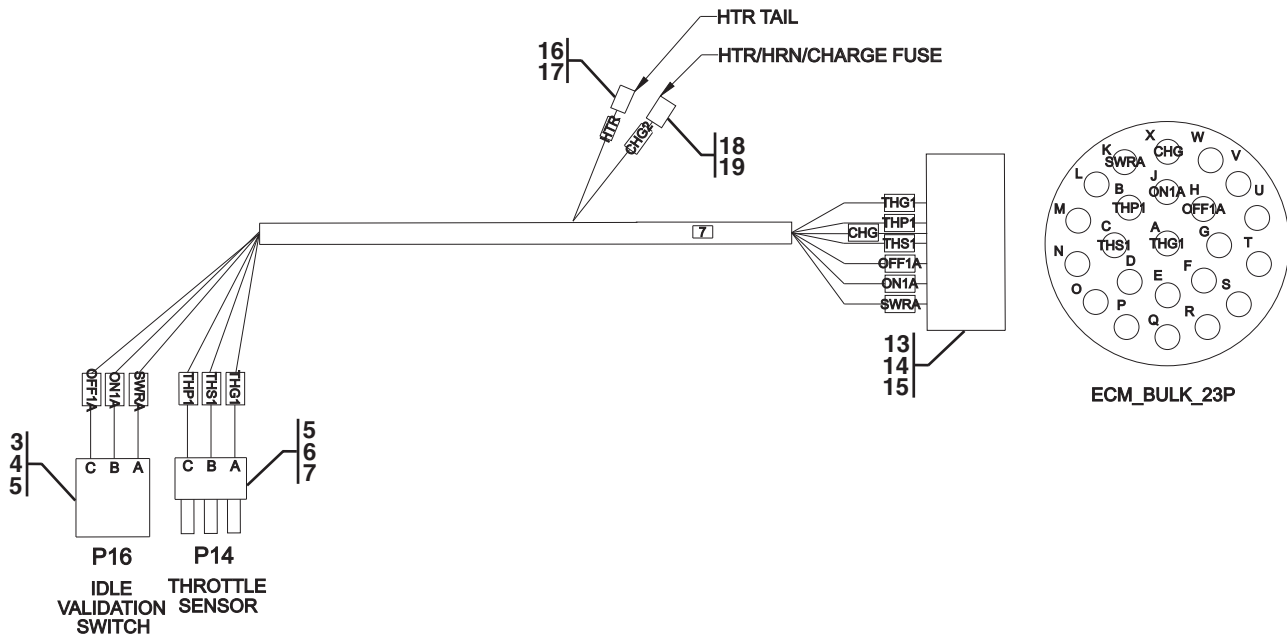
Figure 10-8 Cab Power Distribution Harness (Continued)

Item	Part Number	Qty.	Description	Rev.



# ELECTRICAL

Figure 10-9 Dash/Throttle Harness



WIRELIST FROM/TO INFORMATION							
WIRE NAME	SPOOL	GAGE	COLOR	FROM COMPONENT	PIN	TO COMPONENT	PIN
ON1A	GXL18PR	18	PURPLE	ECM_BULK_23P	J	P16	B
OFF1A	GXL18O	18	ORANGE	ECM_BULK_23P	H	P16	C
SWRA	GXL18Y	18	YELLOW	ECM_BULK_23P	K	P16	A
THG1	GXL18BK	18	BLACK	ECM_BULK_23P	A	P14	A
THP1	GXL18R	18	RED	ECM_BULK_23P	B	P14	C
THS1	GXL18W	18	WHITE	ECM_BULK_23P	C	P14	B
CHG	GXL16ORG	16	ORANGE	ECM_BULK_23P	X	7	SPLICE
HTR	GXL12ORG	12	ORANGE	HTR TAIL	1	7	SPLICE
CHG2	GXL12ORG	12	ORANGE	HTR/HRN/CHARGE FUSE	1	7	SPLICE

PH5640



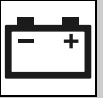
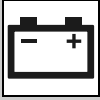


Figure 10-9 Dash/Throttle Harness

Item	Part Number	Qty.	Description	Rev.
	1001129760	1	DASH/THROTTLE HARNESS, (includes all items)	B
3	4460476	1	CONNECTOR	
4	4460979	3	TERMINAL	
5	4460458	6	SEAL	
6	4460459	1	CONNECTOR	
7	4460743	3	TERMINAL	
13	8220552	1	CONNECTOR	
14	1001116693	9	TERMINAL	
15	4460466	14	SEALING PLUG TERMINAL	
16	8220970	1	CONNECTOR	
17	1001116737	1	TERMINAL	
18	70024263	1	CONNECTOR	
19	70024264	1	TERMINAL	



# ELECTRICAL

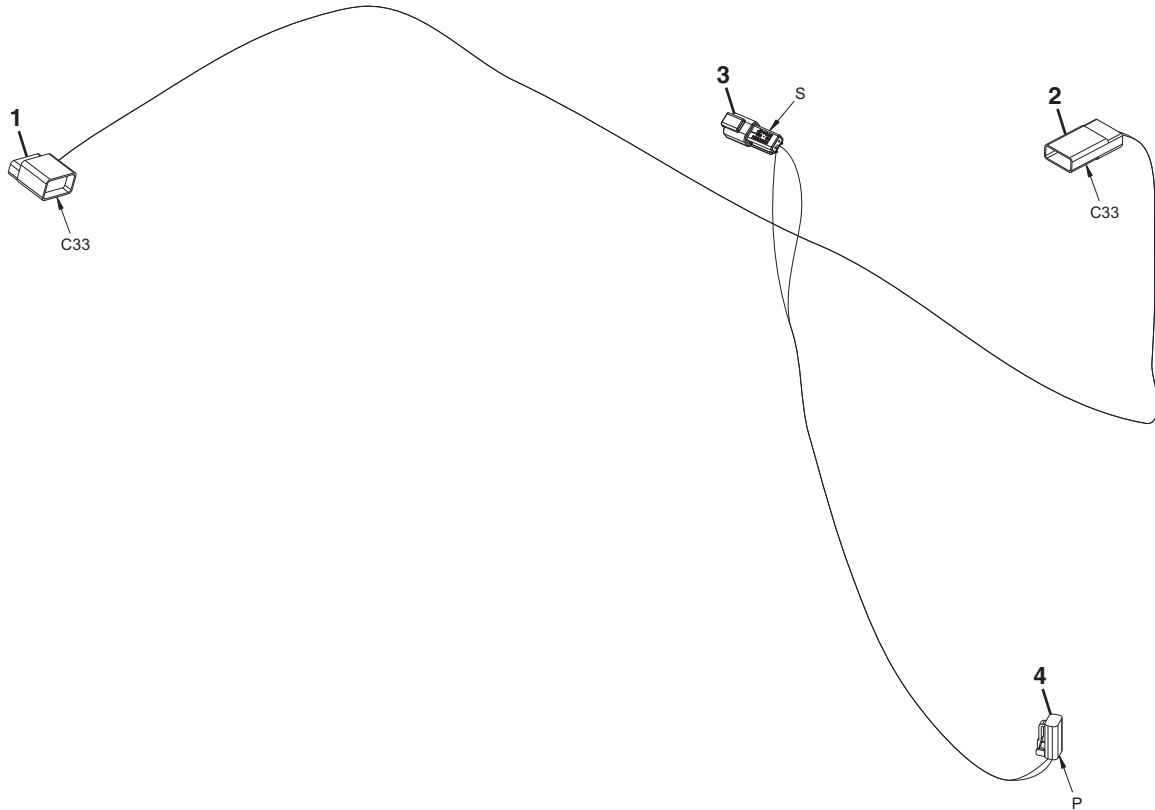
### Figure 10-10 MAF/Water in Fuel Harness

C33

CONN POS	WIRE DESIGNITION	COLOR GAUGE
1	MAF_SIGNAL	ORG 18GA
2	VSENSOR_7	BLU 18GA
3	VSENSOR_RTN	BLK 18GA
4	VAT_SIGNAL	BRN 18GA

C33

CONN POS	WIRE DESIGNITION	COLOR GAUGE
1	MAF_SIGNAL	ORG 18GA
2	VSENSOR_7	BLU 18GA
3	VSENSOR_RTN	BLK 18GA
4	VAT_SIGNAL	BRN 18GA



S

CONN POS	WIRE DESIGNITION	COLOR GAUGE
1	WATER IN FUEL	ORG 18GA
2	WATER IN FUEL RTN	BLK 18GA

P

CONN POS	WIRE DESIGNITION	COLOR GAUGE
1	WATER IN FUEL	ORG 18GA
2	WATER IN FUEL RTN	BLK 18GA

PH5680

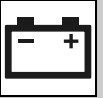
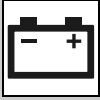


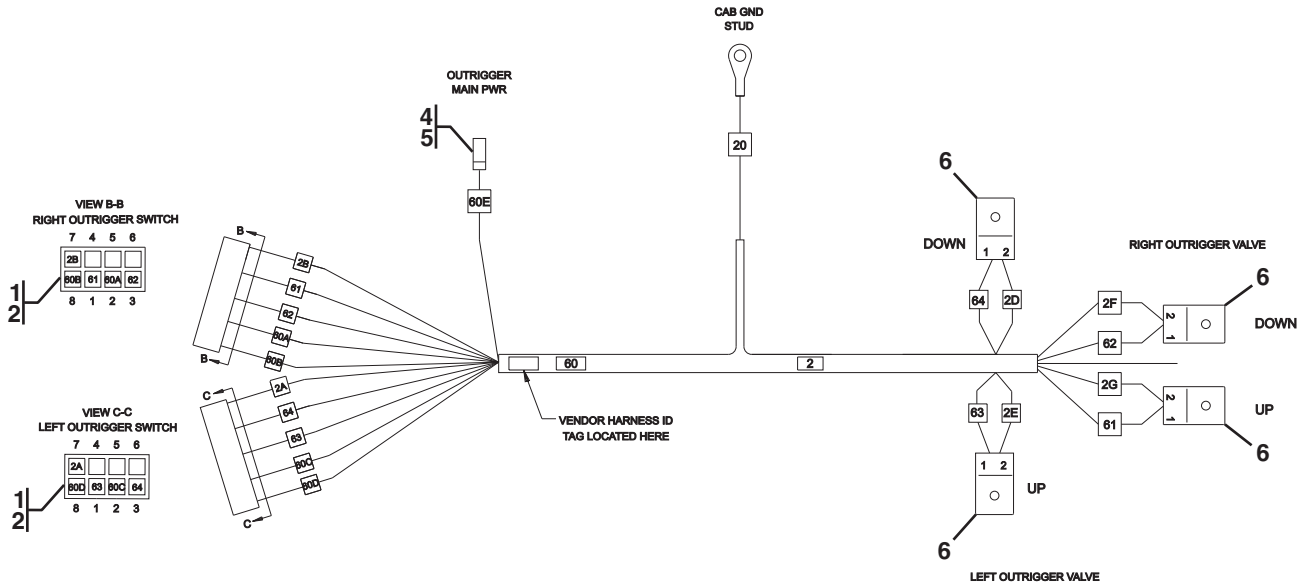
Figure 10-10 MAF/Water in Fuel Harness

Item	Part Number	Qty.	Description	Rev.
	1001130927	1	MAF/WATER IN FUEL HARNESS, (includes all items)	C
1	1001134193	1	CONNECTOR, MALE, 4 POSITION	
2	1001134192	1	CONNECTOR, FEMALE, 4 POSITION	
3	4460897	1	RECEPTACLE TERMINAL, 2 POSITION	
	4461273	1	HOUSING	
	4460464	1	TERMINAL	
	80604017	1	LOCK WEDGE	
4	4460891	1	PLUG TERMINAL, 2 POSITION	
	7026408	1	HOUSING	
	4460465	1	TERMINAL	
	80604018	1	LOCK WEDGE	

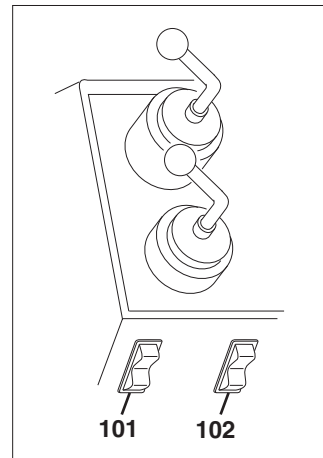


# ELECTRICAL

Figure 10-11 Outriggers Harness



WIRE	COLOR	WIRE GAGE/TYPE	WIRE TO/FROM
64	GREY/PURPLE	16 SXL	LF OUTR SW PIN 3 - LF OUTR SOL DWN PIN 1
63	BROWN/YELLOW	16 SXL	LF OUTR SW PIN 3 - LF OUTR SOL UP PIN 1
62	PURPLE/WHITE	16 SXL	RT OUTR SW PIN 1 - RT OUTR SOL DWN PIN 1
61	RED/GREY	16 SXL	RT OUTR SW PIN 1 - RT OUTR SOL UP PIN 1
60E	YELLOW/GREEN	16 SXL	OUTR MAIN PWR - SPLICE 60
60D	YELLOW/GREEN	16 SXL	LF OUTR SW PIN 8 - SPLICE 60
60C	YELLOW/GREEN	16 SXL	LF OUTR SW PIN 2 - SPLICE 60
60B	YELLOW/GREEN	16 SXL	RT OUTR SW PIN 8 - SPLICE 60
60A	YELLOW/GREEN	16 SXL	RT OUTR SW PIN 2 - SPLICE 60
20	BLACK	14 SXL	SPLICE 2 - CAB GND STUD
2G	BLACK	16 SXL	RT OUTR SOL UP PIN 2 - SPLICE 2
2F	BLACK	16 SXL	RT OUTR SOL DWN PIN 2 - SPLICE 2
2E	BLACK	16 SXL	LF OUTR SOL UP PIN 2 - SPLICE 2
2D	BLACK	16 SXL	LF OUTR SOL DWN PIN 2 - SPLICE 2
2B	BLACK	16 SXL	RT OUTR SW PIN 7 - SPLICE 2
2A	BLACK	16 SXL	LF OUTR SW PIN 7 - SPLICE 2



PH5690

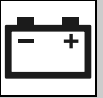
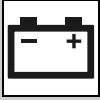


Figure 10-11 Outriggers Harness

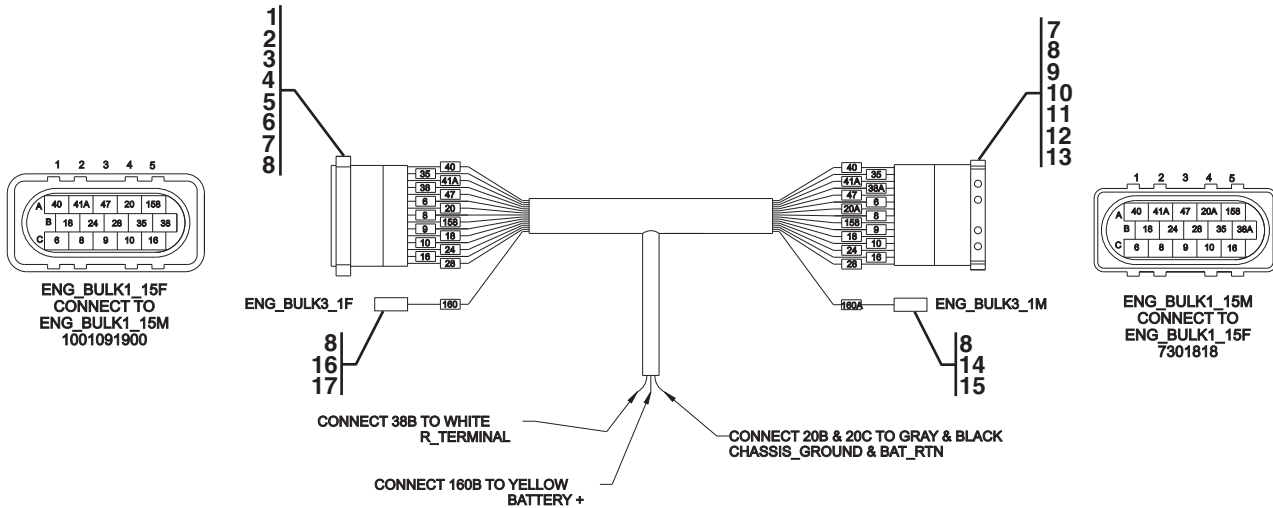
Item	Part Number	Qty.	Description	Rev.
	7150723	1	OUTRIGGERS HARNESS, (10042), (includes items 1 thru 6)	F
1	8220904	2	ROCKER SWITCH CONNECTOR, FEMALE, 8 POSITION	
2	4460419	10	FEMALE METRI-PACK TERMINAL	
4	7116562	1	CONNECTOR, MALE	
5	70024259	1	TERMINAL, MALE, METRI-PACK	
6	70024265	4	CONNECTOR	
101	8223041	1	LEFT OUTRIGGER SWITCH	
102	8223042	1	RIGHT OUTRIGGER SWITCH	



# ELECTRICAL

Figure 10-12 GPS Jumper Harness

WIRELIST FROM/TO INFORMATION				
WIRE NAME	SPOOL	GAGE	COLOR	FROM COMPONENT
40	GXL18BR_BK	18	BROWN/BLACK	ENG_BULK1_15F
41A	GXL18BL_W	18	BLUE/WHITE	ENG_BULK1_15F
47	SLX18O_W	16	ORANGE/WHITE	ENG_BULK1_15F
20	GXL12BK	12	BLACK	ENG_BULK1_15F
20A	GXL12BK	12	BLACK	SPLICE
20B	GXL12GY	12	GRAY	SPLICE
20C	GXL12BK	12	BLACK	SPLICE
158	GXL16W	16	WHITE	ENG_BULK1_15F
18	SXL16GR	16	GREEN	ENG_BULK1_15F
24	GXL16O_BK	16	ORANGE/BLACK	ENG_BULK1_15F
28	SXL16P_W	16	PURPLE/WHITE	ENG_BULK1_15F
35	SXL16BR_W	16	BROWN/WHITE	ENG_BULK1_15F
38	SXL16O	16	ORANGE	ENG_BULK1_15F
38A	SXL16O	16	ORANGE	SPLICE
38B	GX316W	16	WHITE	SPLICE
6	SXL16Y	16	YELLOW	ENG_BULK1_15F
8	SXL16LG_W	16	LIGHT GREEN/WHITE	ENG_BULK1_15F
9	SXL16LG_BK	16	LIGHT GREEN/BLACK	ENG_BULK1_15F
10	SXL16T	16	TAN	ENG_BULK1_15F
16	SXL16BR	16	BROWN	ENG_BULK1_15F
160	GXL12R	12	RED	ENG_BULK3_1F
160A	GXL12R	12	RED	SPLICE
160B	GXL12Y	12	YELLOW	SPLICE



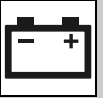
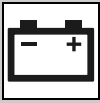


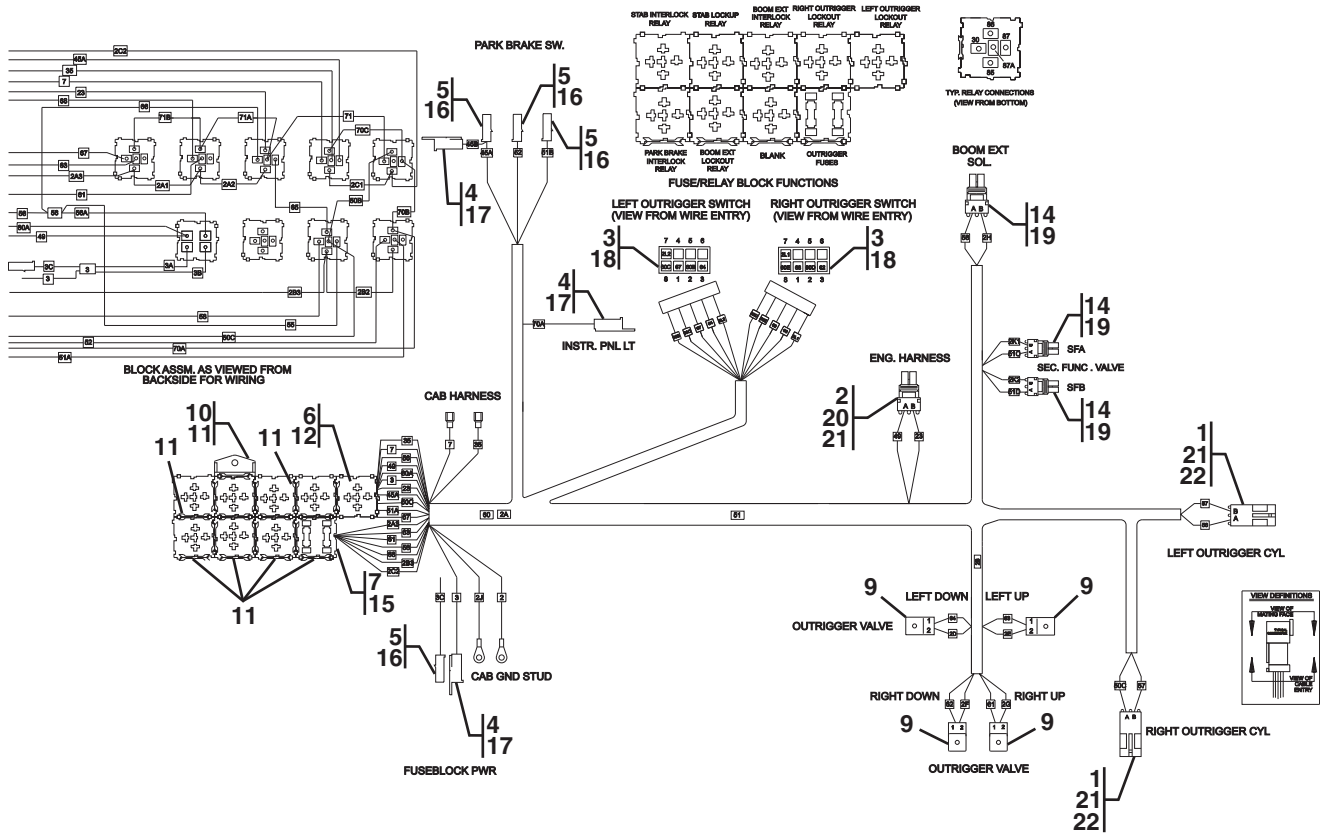
Figure 10-12 GPS Jumper Harness

Item	Part Number	Qty.	Description	Rev.
	1001102448	1	GPS JUMPER HARNESS, (10042), (includes all items)	A
1	8220927	1	CONNECTOR	
2	8220928	1	TPA	
3	8220931	1	CONNECTOR SEAL	
4	8220932	1	SLIDE LOCK	
5	8220084	1	TERMINAL	
6	8220086	14	TERMINAL	
7	8220081	27	CABLE SEAL	
8	8220089	4	CABLE SEAL	
9	8220929	1	CONNECTOR	
10	8220930	1	TPA	
11	8220161	1	TERMINAL	
12	8220123	1	CABLE SEAL	
13	8220087	14	TERMINAL	
14	80963056	1	CONNECTOR	
15	4460850	1	TERMINAL	
16	80963055	1	CONNECTOR	
17	4460790	1	TERMINAL	



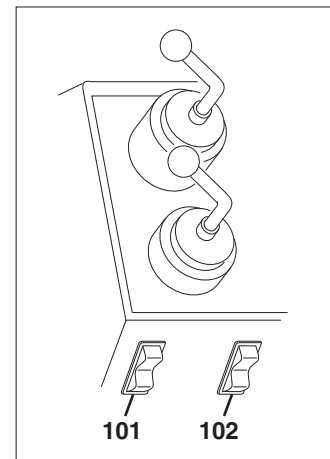
# ELECTRICAL

## Figure 10-13 Logic Harness



WIRE NO.	COLOR	WIRE GA.	WIRE TO/FROM
71B	ORANGE/WHT	16	RT OUTR LO RELAY PIN 86 - LF OUTR LO RELAY PIN 86
71A	ORANGE/WHT	16	RT OUTR LO RELAY PIN 86 - BOOM EXT IL RELAY PIN 87A
71	ORANGE/WHT	16	STAB IL RELAY PIN 30 - BOOM EXT IL RELAY PIN 87A
70C	ORANGE/BLK	16	STAB IL RELAY PIN 87 - STAB LU RELAY PIN 88
70B	ORANGE/BLK	16	PBRK IL RELAY PIN 86 - STAB IL RELAY PIN 87
70A	ORANGE/BLK	16	PBRK IL RELAY PIN 86 - INSTR. PNL LT TAIL
69	RED/BLK	16	RT OUTR LO RELAY PIN 30 - RT OUTR SW PIN 1
67	BRN/BLK	16	LF OUTR LO RELAY PIN 30 - LF OUTR SW PIN 1
66	ORANGE/GRY	16	SPLICE 86 - BOOM EXT LO RELAY PIN 30
65	DK BLUE	16	BOOM EXT IL RELAY PIN 87 - BOOM EXT LO RELAY PIN 86
64	GRY/PUR	16	LF OUTR SW PIN 3 - OUTR SOL LF DN PIN 1
63	BRN/YEL	16	LF OUTR LO RELAY PIN 87A - OUTR SOL LF UP PIN 1
62	PUR/WHT	16	RT OUTR SW PIN 3 - OUTR SOL RT DN PIN 1
61	RED/GRY	16	RT OUTR RELAY PIN 87A - OUTR SOL RT UP PIN 1
60E	YEL/GRN	16	SPLICE 80 - RT OUTR SW PIN 8
60D	YEL/GRN	16	SPLICE 80 - RT OUTR SW PIN 2
60C	YEL/GRN	16	SPLICE 80 - LF OUTR SW PIN 8
60B	YEL/GRN	16	SPLICE 80 - LF OUTR SW PIN 2
60A	YEL/GRN	16	SPLICE 80 - OUTRIG FUSE 1
58	GREEN	16	BOOM EXT LO RELAY PIN 30 - BOOM EXT SOL PIN A
57	GRY/ORG	16	RT OUTR CYL PIN B - LF OUTR CYL PIN B
56A	GRY/BL	16	SPLICE 86 - OUTRIG FUSE 2
56	GRY/BLU	16	SPLICE 86 - LF OUTR CYL PIN A
55	ORANGE/RED	16	BOOM EXT LO RELAY PIN 87 - SPLICE 86
52	DBL/RED	16	PBRK IL RELAY PIN 30 - PBRK SW TAIL
51D	BLUE/WHITE	16	SPLICE 81 - SEC FUNC SOL B PIN A
51C	BLUE/WHITE	16	SPLICE 81 - SEC FUNC SOL A PIN A
51B	BLUE/WHITE	16	SPLICE 81 - PB SW TAIL
51A	BLUE/WHITE	16	SPLICE 81 - PBRK IL RELAY PIN 87A

WIRE NO.	COLOR	WIRE GA.	WIRE TO/FROM
60C	RED/WHT	16	BOOM EXT LO RELAY PIN 87A - RT OUTR CYL PIN A
60B	RED/WHT	16	BOOM EXT LO RELAY PIN 87A - STAB IL RELAY PIN 86
40	RED/BLUE	16	OUTRIG FUSE 1 - ENG HARNESS PIN A
45B	DBL/ORG	16	PB SW TAIL 45A - PB SW TAIL
45A	DBL/ORG	16	STAB LU RELAY PIN 87 - PB SW TAIL
35	BROWN/GREEN	16	STAB LU RELAY PIN 87A - CAB HARNESS TERM
23	ORANGE/GREEN	16	BOOM EXT IL RELAY PIN 86 - ENG HARNESS PIN B
7	TAN	16	STAB LU RELAY PIN 30 - CAB HARNESS TERM
3C	RED	14	FUSEBLOCK PWR TAIL - SPLICE 3
3B	RED	14	OUTRIG FUSE 2 - SPLICE 3
3A	RED	14	OUTRIG FUSE 1 - SPLICE 3
3	RED	14	FUSEBLOCK PWR TAIL - SPLICE 3
2L2	BLACK	16	SPLICE 2A - LF OUTR SW PIN 7
2L1	BLACK	16	SPLICE 2A - RT OUTR SW PIN 7
2K2	BLACK	16	SPLICE 2B - SEC FUNC SOL B PIN B
2K1	BLACK	16	SPLICE 2B - SEC FUNC SOL A PIN B
2J	BLACK	14	SPLICE 2B - CAB GND STUD
2H	BLACK	16	SPLICE 2B - BOOM EXT SOL PIN B
2G	BLACK	16	SPLICE 2B - OUTR SOL RT UP PIN 2
2F	BLACK	16	SPLICE 2B - OUTR SOL RT DN PIN 2
2E	BLACK	16	SPLICE 2B - OUTR SOL LF UP PIN 2
2D	BLACK	16	SPLICE 2B - OUTR SOL LF DN PIN 2
2C2	BLACK	16	SPLICE 2A - STAB IL RELAY PIN 85
2C1	BLACK	16	STAB LU RELAY PIN 85 - STAB IL RELAY PIN 85
2B3	BLACK	16	BOOM EXT LO RELAY PIN 85 - SPLICE 2A
2B2	BLACK	16	BOOM EXT LO RELAY PIN 85 - PBRK IL RELAY PIN 86
2A3	BLACK	16	LF OUTR RELAY PIN 85 - SPLICE 2A
2A2	BLACK	16	RT OUTR RELAY PIN 85 - BOOM EXT IL RELAY PIN 86
2A1	BLACK	16	LF OUTR RELAY PIN 85 - RT OUTR RELAY PIN 85
2	BLACK	14	SPLICE 2A - CAB GND STUD



PH5700



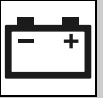


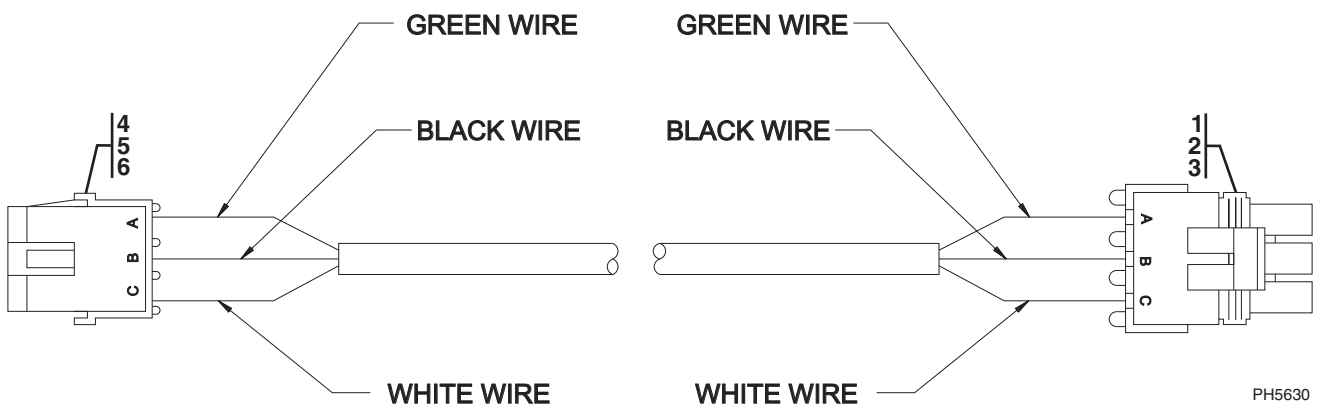
Figure 10-13 Logic Harness

Item	Part Number	Qty.	Description	Rev.
	7150722	1	LOGIC HARNESS, (10054), (includes items 1 thru 22)	J
1	4461157	2	RECEPTACLE, WEATHER-PACK SEALED CONNECTOR, 2 POSITION	
2	4460742	1	PLUG, WEATHER-PACK SEALED CONNECTOR, 2 POSITION	
3	7026439	2	CONNECTOR	
4	7116562	3	CONNECTOR, MALE	
5	77383282	4	CONNECTOR, FEMALE	
6	4461101	8	RELAY MODULE	
7	70024248	1	2 FUSE MODULE	
9	70024265	4	CONNECTOR	
10	70023111	1	MOUNTING LEG KIT, (includes 4 mounting legs & 4 wedges)	
11	4461103	16	LOCKING WEDGE	
12	4461102	28	SECONDARY LOCK	
14	4460955	3	METRI-PACK SEALED CONNECTOR	
15	70024252	4	SECONDARY LOCK	
16	1001116736	4	UNSEALED FEMALE TERMINAL	
17	70024259	3	TERMINAL, MALE, METRI-PACK	
18	4460419	10	METRI-PACK FEMALE TERMINAL	
19	1001116748	6	METRI-PACK FEMALE TERMINAL	
20	4460457	2	WEATHER-PACK FEMALE SLEEVE TERMINAL	
21	8220081	6	CABLE SEAL WEATHER/METRI-PACK	
22	4460475	4	WEATHER-PACK MALE PIN TERMINAL	
101		Ref	LEFT OUTRIGGER SWITCH, (see Figure 10-11 for details)	
102		Ref	RIGHT OUTRIGGER SWITCH, (see Figure 10-11 for details)	



**ELECTRICAL**

**Figure 10-14 Boom Extend Harness**



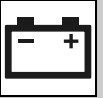
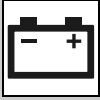


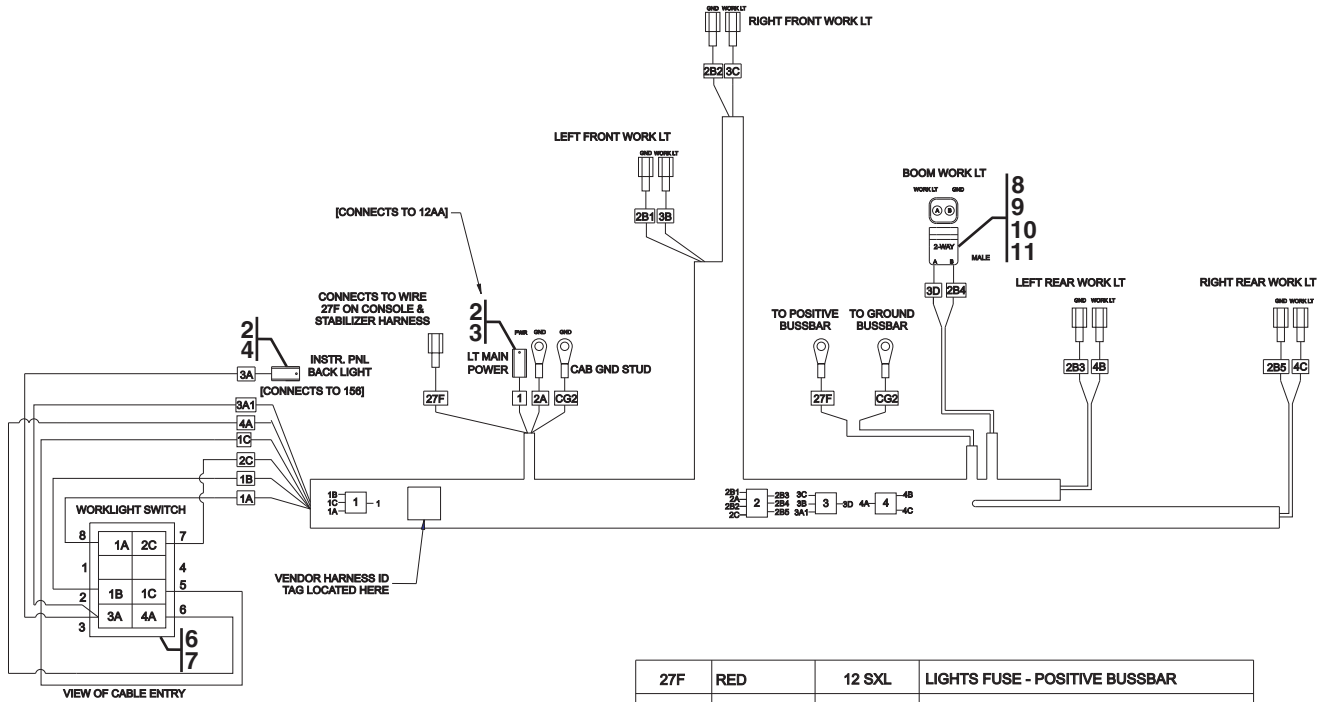
Figure 10-14 Boom Extend Harness

Item	Part Number	Qty.	Description	Rev.
	1001127226	1	BOOM EXTEND HARNESS, (10054), (includes all items)	A
1	4460459	1	PLUG, WEATHER-PACK SEALED CONNECTOR, 3 POSITION	
2	8220518	3	TERMINAL, WEATHER-PACK, FEMALE	
3	8220079	3	WEATHER-PACK CONNECTOR SEAL	
4	4460476	1	RECEPTACLE, WEATHER-PACK SEALED CONNECTOR, 3 POSITION	
5	80963069	3	MALE PIN TERMINAL	
6	8220081	3	CABLE SEAL, WEATHER/METRI-PACK	



# ELECTRICAL

Figure 10-15 Work Lighting Harness



27F	RED	12 SXL	LIGHTS FUSE - POSITIVE BUSSBAR
CG2	BLACK	12 SXL	CAB GND STUD - GROUND BUSSBAR
4C	YELLOW	14 SXL	RR WORK LT PWR - SPLICE 4
4B	YELLOW	14 SXL	LR WORK LT PWR - SPLICE 4
4A	YELLOW	14 SXL	WORKLIGHT SW PIN 6 - SPLICE 4
3D	LT. BLUE	14 SXL	SPLICE 3 - BOOM WK LT CONN PIN A
3C	LT. BLUE	14 SXL	SPLICE 3 - RF WRK LT PWR
3B	LT. BLUE	14 SXL	SPLICE 3 - LF WRK LT PWR
3A1	LT. BLUE	14 SXL	SPLICE 3 - WORKLIGHT SW PIN 3
3A	LT. BLUE	14 SXL	INSTR. PNL BACKLT - WORKLIGHT SW PIN 3
2C	BLACK	14 SXL	SPLICE 2 - WORKLIGHT SW PIN 7
2B5	BLACK	14 SXL	SPLICE 2 - RR WRK LT GND
2B4	BLACK	14 SXL	SPLICE 2 - BOOM WK CONN PIN B
2B3	BLACK	14 SXL	SPLICE 2 - LR WRK LT GND
2B2	BLACK	14 SXL	SPLICE 2 - RF WRK LT GND
2B1	BLACK	14 SXL	SPLICE 2 - LF WRK LT GND
2A	BLACK	12 SXL	SPLICE 2 - CAB GND STUD
1C	RED	14 SXL	SPLICE 1 - WORKLIGHT SW PIN 5
1B	RED	14 SXL	SPLICE 1 - WORKLIGHT SW PIN 2
1A	RED	14 SXL	SPLICE 1 - WORKLIGHT SW PIN 8
1	RED	12 SXL	SPLICE 1 - LT MAIN POWER
WIRE	COLOR	WIRE GAGE/TYPE	WIRE TO/FROM

PH5720

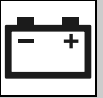


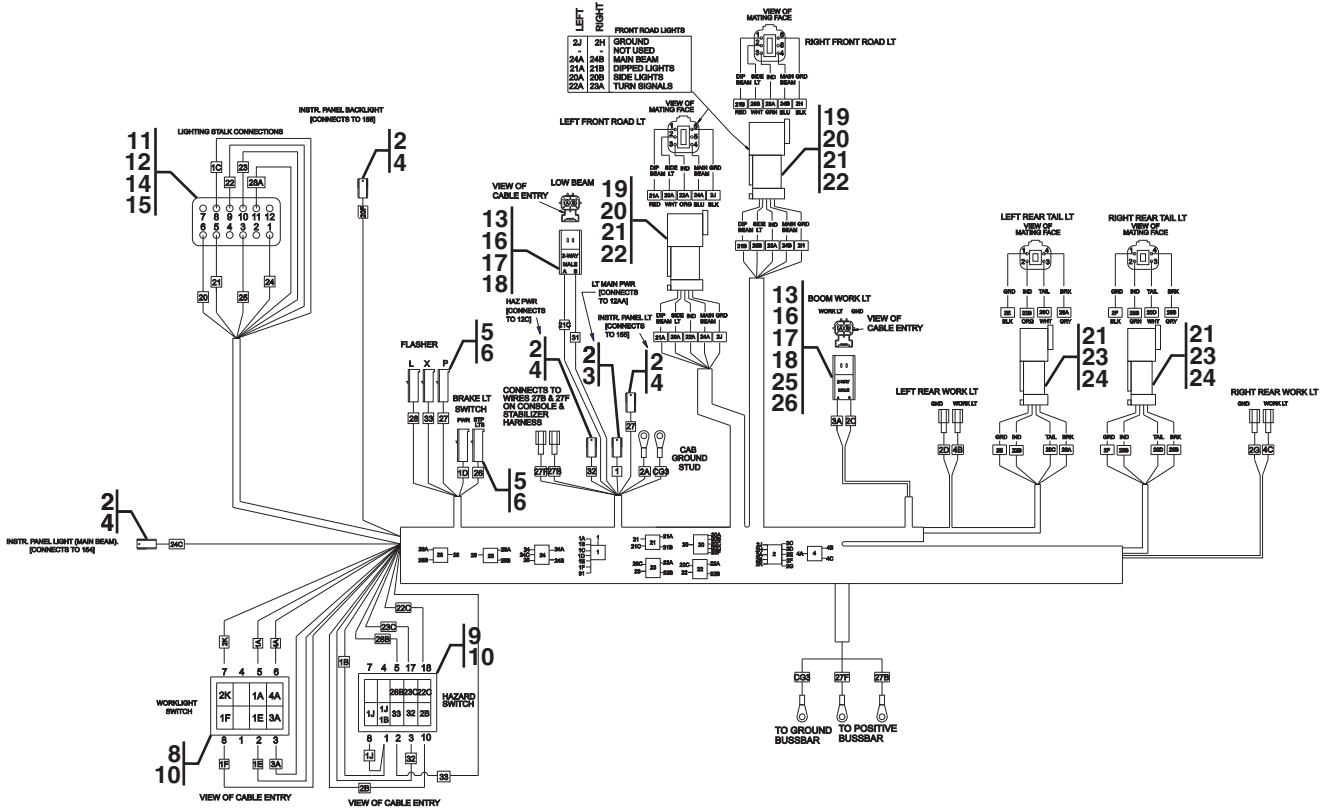
Figure 10-15 Work Lighting Harness

Item	Part Number	Qty.	Description	Rev.
	7150707	1	WORK LIGHTING HARNESS, (includes all items)	1
2	8220971	2	CONNECTOR	
3	1001116737	1	TERMINAL, FEMALE, UNSEALED	
4	70024259	1	TERMINAL, MALE, METRI-PACK	
6	7026439	1	CONNECTOR	
7	4460419	6	METRI-PACK, TERMINAL, FEMALE	
8	1001117026	1	METRI-PACK SEALED CONNECTOR, 2 POSITION	
9	8220890	1	SECONDARY LOCK	
10	8220081	2	CABLE SEAL, WEATHER/METRI-PACK	
11	1001116729	2	TERMINAL, MALE, METRI-PACK	



# ELECTRICAL

## Figure 10-16 Road Lighting Harness



WIRE	COLOR	WIRE GAGE/TYPE	WIRE TO/FROM
3A	LT. BLUE	14 SXL	BOOM WK LT CONN PIN A - WORKLIGHT SW PIN 3
2K	BLACK	16 SXL	SPLICE 2 - WORKLIGHT SW PIN 7
2J	BLACK	16 SXL	SPLICE 2 - LF ROAD LT CONN PIN 6
2H	BLACK	16 SXL	SPLICE 2 - RF ROAD LT CONN PIN 6
2G	BLACK	16 SXL	SPLICE 2 - RR WK LT GND
2F	BLACK	16 SXL	SPLICE 2 - RR TAIL LT CONN PIN 1
2E	BLACK	16 SXL	SPLICE 2 - LR TAIL LT CONN PIN 1
2D	BLACK	16 SXL	SPLICE 2 - LF ROAD LT CONN PIN 6
2C	BLACK	16 SXL	SPLICE 2 - BOOM WK LT CONN PIN B
2B	BLACK	16 SXL	SPLICE 2 - HAZ SW PIN 10
2A	BLACK	12 SXL	SPLICE 2 - CAB GND STUD
1F	RED	14 SXL	HAZ SW TERM 1 - HAZ SW PIN 8
1J	RED	14 SXL	SPLICE 1 - WORKLIGHT SW PIN 8
1E	RED	14 SXL	SPLICE 1 - WORKLIGHT SW PIN 2
1D	RED	14 SXL	SPLICE 1 - BRK LT SW PWR
1C	RED	14 SXL	SPLICE 1 - LSTALK 3W CONN PIN C
1B	RED	14 SXL	SPLICE 1 - HAZ SW PIN 1
1A	RED	14 SXL	SPLICE 1 - WORKLIGHT SW PIN 5
1	RED	12 SXL	SPLICE 1 - LT MAIN POWER

WIRE	COLOR	WIRE GAGE/TYPE	WIRE TO/FROM
22C	ORANGE	16 SXL	SPLICE 22 - HAZ SW PIN 18
22B	ORANGE	16 SXL	SPLICE 22 - LR ROADLT CONN PIN 2
22A	ORANGE	16 SXL	SPLICE 22 - LF ROADLT CONN PIN 3
22	ORANGE	16 SXL	SPLICE 22 - LSTALK 6W CONN PIN E
21C	RED	16 SXL	SPLICE 21 - LOWBEAM CONN PIN A
21B	RED	16 SXL	SPLICE 21 - RF ROADLT CONN PIN 1
21A	RED	16 SXL	SPLICE 21 - LF ROADLT CONN PIN 1
21	RED	16 SXL	SPLICE 21 - LSTALK 3W CONN PIN B
20F	WHITE	16 SXL	SPLICE 20 - INSTR. PNL BACKLIGHT
20D	WHITE	16 SXL	SPLICE 20 - RR TAIL LT CONN PIN 3
20C	WHITE	16 SXL	SPLICE 20 - RF ROADLT CONN PIN 3
20B	WHITE	16 SXL	SPLICE 20 - RF ROADLT CONN PIN 2
20A	WHITE	16 SXL	SPLICE 20 - LF ROADLT CONN PIN 2
20	WHITE	16 SXL	SPLICE 20 - LSTALK 6W CONN PIN A
4C	YELLOW	14 SXL	RR WORK LT PWR - SPLICE 4
4B	YELLOW	14 SXL	LR WORK LT PWR - SPLICE 4
4A	YELLOW	14 SXL	WORKLIGHT SW PIN 6 - SPLICE 4

WIRE	COLOR	WIRE GAGE/TYPE	WIRE TO/FROM
CG3	BLACK	12 SXL	CAB GND STUD - GND BUSBAR
33	PURPLE	16 SXL	FLASHER X TERM - HAZ SW CONN PIN 2
32	GREEN	14 SXL	HAZ PWR - HAZ SW CONN PIN 3
31	YELLOW	16 SXL	LOWBEAM CONN PIN B - SPLICE 1
28B	PURPLE	16 SXL	SPLICE 28 - HAZ SW CONN TERM 5
28A	PURPLE	16 SXL	SPLICE 28 - LSTALK 6W CONN PIN F
28	PURPLE	16 SXL	SPLICE 28 - FLASHER L TERM
27F	RED	12 SXL	LIGHTS FUSE - POSITIVE BUSBAR
27B	RED	12 SXL	HDLTS FUSE - POSITIVE BUSBAR
27	PURPLE/WHITE	16 SXL	FLASHER P TERM - INSTR. PNL TURN SIGNAL
26B	GREY	16 SXL	SPLICE 26 - RR TAIL LT CONN PIN 4
26A	GREY	16 SXL	SPLICE 26 - LR TAIL LT CONN PIN 4
26	GREY	16 SXL	SPLICE 26 - BRAKE LT SW STP LTS
25	PINK	16 SXL	SPLICE 24 - LSTALK 6W CONN PIN B
24C	DARK BLUE	16 SXL	SPLICE 24 - INSTR. PNL MAIN BEAM
24B	DARK BLUE	16 SXL	SPLICE 24 - RF ROADLT CONN PIN 4
24A	DARK BLUE	16 SXL	SPLICE 24 - LF ROADLT CONN PIN 4
24	DARK BLUE	16 SXL	SPLICE 24 - LSTALK 6W CONN PIN A
23C	GREEN	16 SXL	SPLICE 23 - HAZ SW PIN 17
23B	GREEN	16 SXL	SPLICE 23 - RR TAIL LT CONN PIN 2
23A	GREEN	16 SXL	SPLICE 23 - RF ROADLT CONN PIN 3
23	GREEN	16 SXL	SPLICE 23 - LSTALK 6W CONN PIN D

PH5710

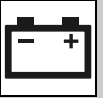
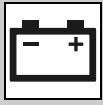


Figure 10-16 Road Lighting Harness

Item	Part Number	Qty.	Description	Rev.
	7150741	1	ROAD LIGHTING HARNESS, (includes all items)	J
2	8220971	5	CONNECTOR	
3	1001116737	1	UNSEALED TERMINAL, FEMALE	
4	70024259	4	TERMINAL, MALE, METRI-PACK	
5	8220970	5	CONNECTOR	
6	1001116736	5	UNSEALED TERMINAL	
8	7026439	1	CONNECTOR	
9	1001117079	1	CONNECTOR	
10	4460419	14	METRI-PACK TERMINAL	
11	4460933	1	CONNECTOR PLUG	
12	4460465	8	SOCKET CONNECTOR	
13	8220081	3	SEAL	
14	80604016	1	WEDGE LOCK	
15	4460466	4	SEALING PLUG TERMINAL	
16	1001117026	2	METRI-PACK SEALED CONNECTOR	
17	8220890	2	SECONDARY LOCK	
18	1001116745	3	METRI-PACK TERMINAL	
19	4460894	2	PLUG CONNECTOR	
20	80604023	2	WEDGE LOCK	
21	70020888	18	TERMINAL SOCKET	
22	4460466	2	SEALING PLUG TERMINAL	
23	4460884	2	PLUG CONNECTOR	
24	80604021	2	WEDGE LOCK	
25	8220089	1	SEAL	
26	1001116729	1	METRI-PACK TERMINAL	




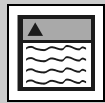
**ELECTRICAL**

**This Page Intentionally Left Blank**



# SECTION 11 DECALS





# DECALS

### Figure 11-1 Cab & Frame Decals

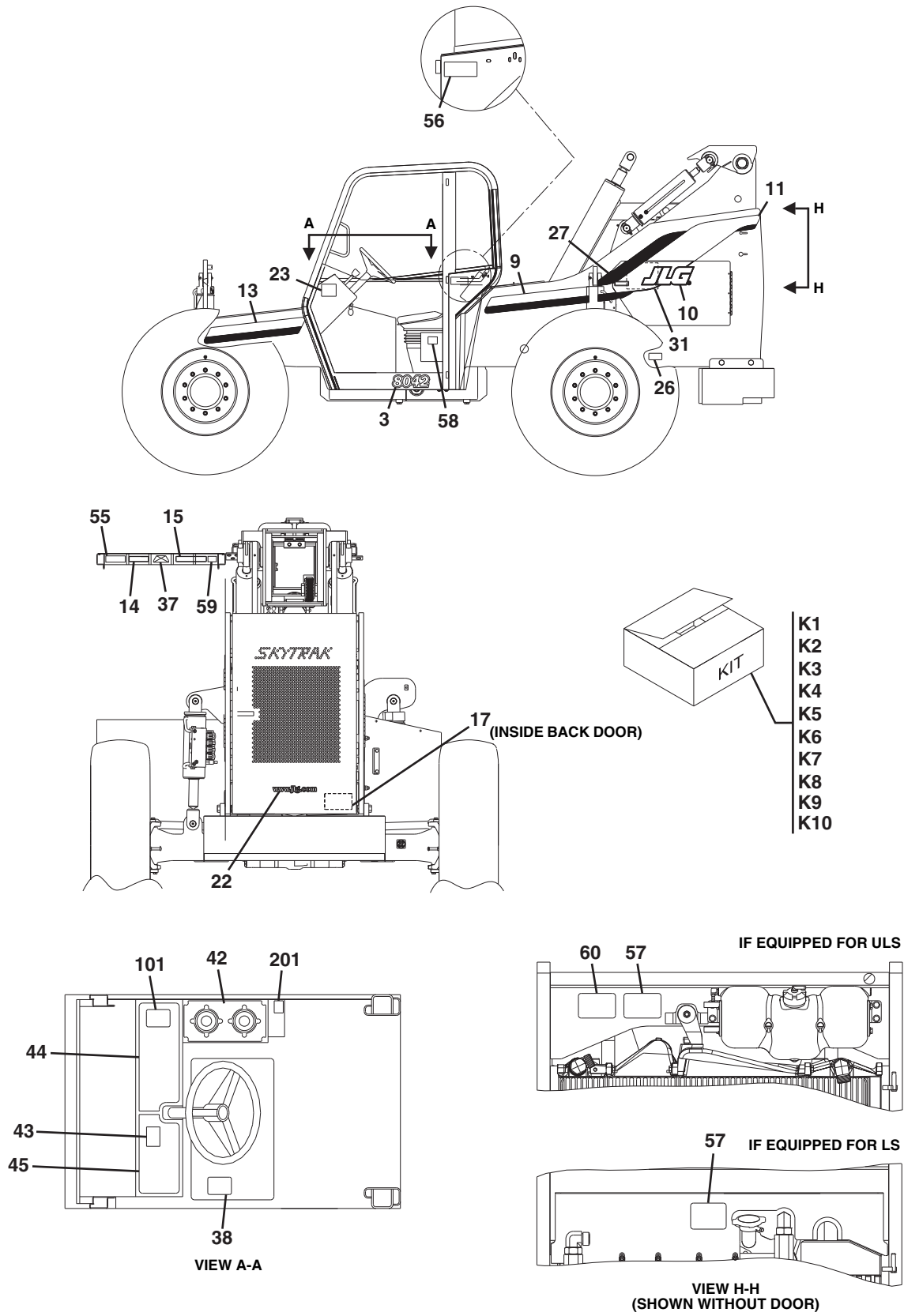
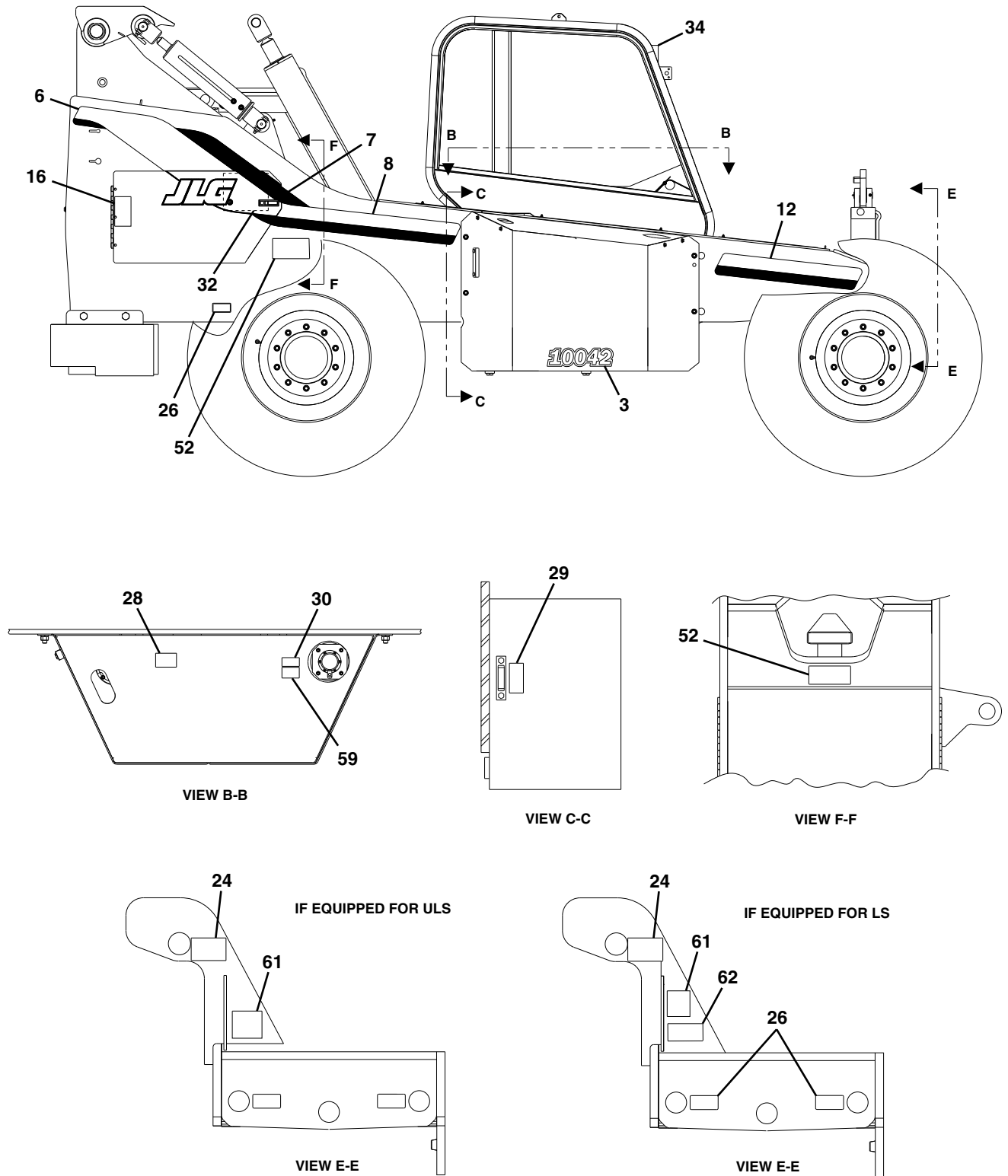




Figure 11-1 Cab & Frame Decals (Continued)



PAP26300



## DECALS

Figure 11-1 Cab & Frame Decals

Item	Part Number	Qty.	Description	Rev.
	1001125360	Ref	DECAL INSTALLATION, <b>(8042), (ANSI)</b> , (not available to order, see items 3 thru 61 on Figure 11-1 & items on Figure 11-2 for service)	C
	1001125361	Ref	DECAL INSTALLATION, <b>(8042), (ISO), (if equipped for ULS)</b> , (not available to order, see items 3 thru 61 on Figure 11-1 & items on Figure 11-2 for service)	C
	1001142440	Ref	DECAL INSTALLATION, <b>(8042), (ISO), (if equipped for LS)</b> , (not available to order, see items 3 thru 58 & 61 & 62 on Figure 11-1 & items on Figure 11-2 for service)	B
	1001125362	Ref	DECAL INSTALLATION, <b>(10042), (ANSI)</b> , (not available to order, see items 3 thru 61 on Figure 11-1 & items on Figure 11-2 for service)	C
	1001125363	Ref	DECAL INSTALLATION, <b>(10042), (ISO), (if equipped for ULS)</b> , (not available to order, see items 3 thru 61 on Figure 11-1 & items on Figure 11-2 for service)	C
	1001142410	Ref	DECAL INSTALLATION, <b>(10042), (ISO), (if equipped for LS)</b> , (not available to order, see items 3 thru 58 & 61 & 62 on Figure 11-1 & items on Figure 11-2 for service)	B
	1001125364	Ref	DECAL INSTALLATION, <b>(10054), (ANSI)</b> , (not available to order, see items 3 thru 61 on Figure 11-1 & items on Figure 11-2 for service)	C
	1001125365	Ref	DECAL INSTALLATION, <b>(10054), (ISO), (if equipped for ULS)</b> , (not available to order, see items 3 thru 61 on Figure 11-1 & items on Figure 11-2 for service)	C
	1001142409	Ref	DECAL INSTALLATION, <b>(10054), (ISO), (if equipped for LS)</b> , (not available to order, see items 3 thru 58 & 61 & 62 on Figure 11-1 & items on Figure 11-2 for service)	B
3	1706173	2	8042 MODEL NUMBER DECAL	
	1706174	2	10042 MODEL NUMBER DECAL	
	1706175	2	10054 MODEL NUMBER DECAL	
6	4110155	1	REAR FRAME STRIPE RH DECAL	
7	1706200	1	ENGINE DOOR STRIPE RH DECAL	
8	4110157	1	MID FRAME STRIPE RH DECAL	
9	4110158	1	MID FRAME STRIPE LH DECAL	
10	1706201	1	ENGINE DOOR STRIPE LH DECAL	
11	4110160	1	REAR FRAME STRIPE LH DECAL	
12	4110166	1	FRONT FRAME STRIPE RH DECAL	
13	4110167	1	FRONT FRAME STRIPE LH DECAL	
14	1706299	1	ELECTROCUTION HAZARD DECAL, <b>(ANSI)</b>	
	1706284	1	ELECTROCUTION HAZARD DECAL, <b>(ISO)</b>	
15	1706306	1	TIP OVER HAZARD DECAL, <b>(ANSI)</b>	
	1706288	1	TIP OVER HAZARD DECAL, <b>(ISO)</b>	
16	1706301	2	MOVING PARTS HAZARD DECAL, <b>(ANSI)</b>	
	1706285	2	MOVING PARTS HAZARD DECAL, <b>(ISO)</b>	
17	1706296	1	BATTERY HAZARD DECAL, <b>(ANSI)</b>	
	1706281	1	BATTERY HAZARD DECAL, <b>(ISO)</b>	
22	1704885	1	WEBSITE DECAL	
23	3251813	1	USA DECAL	
24	NSS	1	S/N PLATE	
26	4110226	4	LIFT POINT/TIE DOWN DECAL	
27	4110242	1	FRAME STRIPE LH DECAL	
28	4100181	1	HYDRAULIC OIL FILL DECAL	
29	4108302	1	HYDRAULIC OIL LEVEL DECAL	
30	4105171	1	DIESEL FUEL FILL DECAL	
31	1001143904	1	MAINTENANCE CHART DECAL	
32	1001129510	1	LUBRICATION CHART DECAL, <b>(8042)</b>	




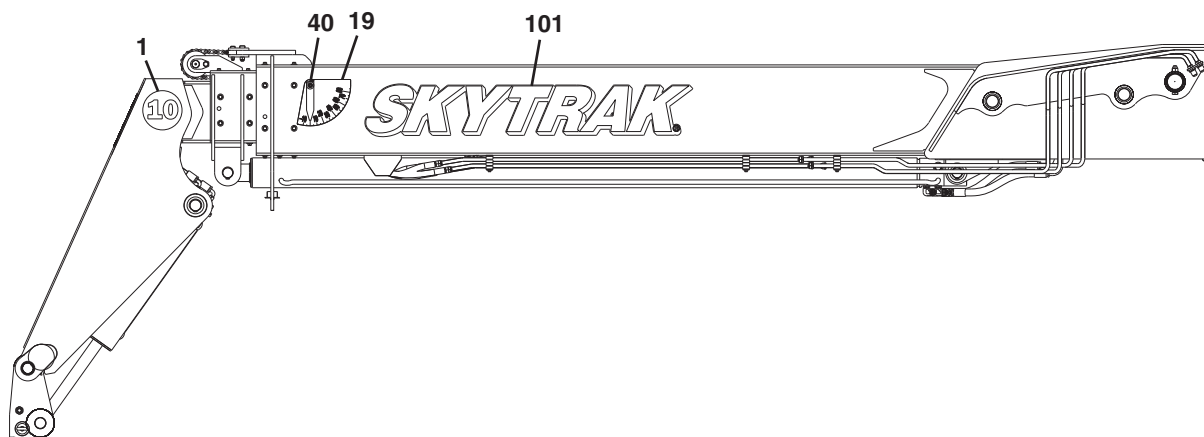
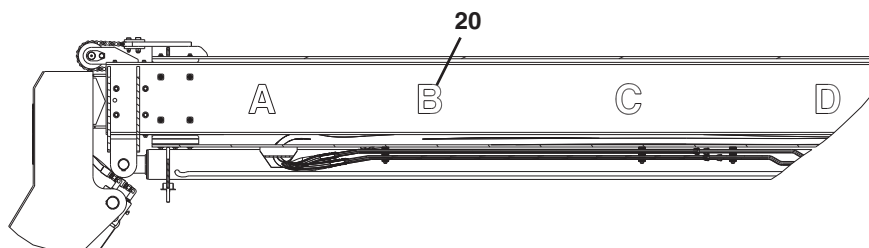
Figure 11-1 Cab &amp; Frame Decals (Continued)

Item	Part Number	Qty.	Description	Rev.
	1001129509	1	LUBRICATION CHART DECAL, (10042)	
	1001129508	1	LUBRICATION CHART DECAL, (10054)	
34		Ref	RECTANGULAR MIRROR, (see Figure 6-1 for details)	
37	8466306	1	TILT ANGLE GAUGE	
38	10139087	1	SAFETY WALK	
42	4107462	1	SIDE CONSOLE DECAL	
43	4107971	1	OUTRIGGER CONTACT DECAL, (10042 & 10054), (ANSI)	
	1706279	1	OUTRIGGER CONTACT DECAL, (10042 & 10054), (ISO)	
44	1001129766	1	OVERLAY RH DECAL, (ANSI)	
	1001129767	1	OVERLAY RH DECAL, (ISO)	
45	4110188	1	OVERLAY LH DECAL, (ANSI)	
	1001110282	1	OVERLAY LH DECAL, (ISO)	
52	1706300	2	ETHER START WARNING DECAL, (ANSI)	
	1706098	2	ETHER START WARNING DECAL, (ISO)	
55	1706850	1	CRUSH HAZARD WARNING DECAL, (ANSI)	
	1001092877	1	CRUSH HAZARD WARNING DECAL, (ISO)	
56	1706768	1	NO RIDERS DECAL, (ANSI)	
	1001092878	1	NO RIDERS DECAL, (ISO)	
57	1001109053	1	COOLANT FILL DECAL	
58	1701640	1	MANUAL DECAL	
59	1001125387	2	ULTRA LOW SULFUR DIESEL DECAL	
60	1001139578	1	HOT FLUID WARNING DECAL	
61	1001131271	1	TELEHANDLERS PATENT DECAL	
62	1001143852	1	EXPORT DECAL, (if equipped for LS)	
101	1001106014	1	CAPACITY CHART BOOKLET, (8042), (ANSI)	
	1001122561	1	CAPACITY CHART BOOKLET, (8042), (ISO)	
	1001110414	1	OPTIONAL CAPACITY CHART BOOKLET, (8042), (ANSI)	
	1001122562	1	OPTIONAL CAPACITY CHART BOOKLET, (8042), (ISO)	
	1001106015	1	CAPACITY CHART BOOKLET, (10042), (ANSI)	
	1001122612	1	CAPACITY CHART BOOKLET, (10042), (ISO)	
	1001110415	1	OPTIONAL CAPACITY CHART BOOKLET, (10042), (ANSI)	
	1001122613	1	OPTIONAL CAPACITY CHART BOOKLET, (10042), (ISO)	
	1001106016	1	CAPACITY CHART BOOKLET, (10054), (ANSI)	
	1001121967	1	CAPACITY CHART BOOKLET, (10054), (ISO)	
	1001110416	1	OPTIONAL CAPACITY CHART BOOKLET, (10054), (ANSI)	
	1001121968	1	OPTIONAL CAPACITY CHART BOOKLET, (10054), (ISO)	
201	4105621	1	AUXILIARY CONTROL DECAL	
K1	7302189	1	UNITED RENTALS DECAL KIT	
K2	1001098594	1	RSC DECAL KIT, (8042 & 10042)	
K3	1001098595	1	RSC DECAL KIT, (10054)	
K4	0274272	1	NES DECAL KIT	
K5	0274547	1	H&E DECAL KIT	
K6	1001120632	1	SUNBELT DECAL KIT	
K7	0274271	1	SUNSTATE DECAL KIT, (8042 & 10054)	
K8	1001128530	1	HERTZ DECAL KIT	
K9	1001140699	1	LEAVITT DECAL KIT	
K10	0274072	1	CUSTOMER DECAL KIT	



DECALS

Figure 11-2 Boom Decals



PH6090



Figure 11-2 Boom Decals

Item	Part Number	Qty.	Description	Rev.
	1001125360	Ref	DECAL INSTALLATION, <b>(8042), (ANSI)</b> , (not available to order, see items 1 thru 20 on Figure 11-2 & items on Figure 11-1 for service)	C
	1001125361	Ref	DECAL INSTALLATION, <b>(8042), (ISO), (if equipped for ULS)</b> , (not available to order, see items 1 thru 20 on Figure 11-2 & items on Figure 11-1 for service)	C
	1001142440	Ref	DECAL INSTALLATION, <b>(8042), (ISO), (if equipped for LS)</b> , (not available to order, see items 1 thru 20 on Figure 11-2 & items on Figure 11-1 for service)	B
	1001125362	Ref	DECAL INSTALLATION, <b>(10042), (ANSI)</b> , (not available to order, see items 1 thru 20 on Figure 11-2 & items on Figure 11-1 for service)	C
	1001125363	Ref	DECAL INSTALLATION, <b>(10042), (ISO), (if equipped for ULS)</b> , (not available to order, see items 1 thru 20 on Figure 11-2 & items on Figure 11-1 for service)	C
	1001142410	Ref	DECAL INSTALLATION, <b>(10042), (ISO), (if equipped for LS)</b> , (not available to order, see items 1 thru 20 on Figure 11-2 & items on Figure 11-1 for service)	B
	1001125364	Ref	DECAL INSTALLATION, <b>(10054), (ANSI)</b> , (not available to order, see items 1 thru 20 on Figure 11-2 & items on Figure 11-1 for service)	C
	1001125365	Ref	DECAL INSTALLATION, <b>(10054), (ISO), (if equipped for ULS)</b> , (not available to order, see items 1 thru 20 on Figure 11-2 & items on Figure 11-1 for service)	C
	1001142409	Ref	DECAL INSTALLATION, <b>(10054), (ISO), (if equipped for LS)</b> , (not available to order, see items 1 thru 20 on Figure 11-2 & items on Figure 11-1 for service)	B
1	1706169	2	GOOSENECK DECAL, 8, <b>(8042)</b>	
	1706100	2	GOOSENECK DECAL, 10, <b>(10042 &amp; 10054)</b>	
18	1706298	1	CARRYING PERSONNEL DECAL, <b>(ANSI)</b>	
	1706282	1	CARRYING PERSONNEL DECAL, <b>(ISO)</b>	
19	4105262	1	BOOM ANGLE INDICATOR DECAL	
20	4107442	1	BOOM EXTEND LETTERS DECAL	
40		Ref	BOOM ANGLE INDICATOR PLATE & MOUNTING HARDWARE, (see Figure 2-1 for details)	
	0274068	Ref	SKYTRAK DECAL INSTALLATION, (not available to order, see item 101 for service)	B
101	1706176	2	SKYTRAK BOOM DECAL	

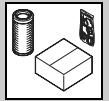


## DECALS

**This Page Intentionally Left Blank**

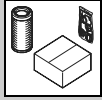


## RECOMMENDED SPARE PARTS



The following list will service fleets of machines (built to current production per date on the front cover) with repair parts which can be installed in the field. Parts from the list should be replaced when inventory is depleted to keep service parts stock supplied. For further information, contact your JLG dealer or the JLG Industries Parts Department.

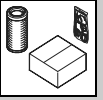
Part Number	Description	Qty./Machine
<b>Boom Assembly</b>		
2716452	Tilt Cylinder Hose, <b>(8042 &amp; 10042)</b> , (see Figure 8-7)	4
2713642	Tilt Cylinder Hose, <b>(10054)</b> , (see Figure 8-7)	2
2716714	Boom Hose, (see Figure 8-7)	2
7111572	Wear Pad, (see Section 2)	AR
7079572	Wear Pad, (see Section 2)	AR
7082311	Insert, Wear Pad, (see Section 2)	AR
7082342	Shim, 0.07, (see Section 2)	AR
7082362	Shim, 0.13, (see Section 2)	AR
7096772	Spacer, 0.62, (see Section 2)	1
7096702	Spacer, 0.5, (see Section 2)	AR
7118892	Quick Attach Pin, (see Figure 2-8)	1
<b>Engine</b>		
7139077	Filler Breather Assy, (see Figure 4-1)	1
1001121646	Fan, <b>(if equipped for ULS)</b> , (see Figure 4-1)	1
1001098559	Fan, <b>(if equipped for LS)</b> , (see Figure 4-1)	1
70024274	Fan Belt, <b>(if equipped for ULS)</b> , (see Figure 4-1)	1
70024285	Fan Belt, <b>(if equipped for LS)</b> , (see Figure 4-1)	1
70024275	Fan Spacer, <b>(if equipped for ULS)</b> , (see Figure 4-1)	1
70024278	Engine Oil Filter Element, <b>(if equipped for ULS)</b> , (see Figure 4-2)	1
8036204	Engine Oil Filter Element, <b>(if equipped for LS)</b> , (see Figure 4-2)	1
70024279	Dipstick, <b>(if equipped for ULS)</b> , (see Figure 4-2)	1
70021584	Dipstick, <b>(if equipped for LS)</b> , (see Figure 4-2)	1
<b>Drive Train</b>		
1600429	Transmission Selector Control, (see Figure 7-3)	1
1319726	Transmission Filter, (see Figure 5-31)	1
70022241	Wheel End Bushing, (see Section 5)	4
70022218	Front Wheel End Seal, (see Figure 5-8)	2
70022218	Rear Wheel End Seal, (see Figure 5-15)	2
80304173	Wheel Hub Seal, (see Section 5)	4
1319472	Wheel Hub Bearing, (see Section 5)	8
70022203	Axle Wheel Hub O-Ring, (see Section 5)	4
<b>Hydraulic System</b>		
8224045	Boom Joystick Assy, (see Figure 7-4)	1
8036295	Boom Extend/Retract Cylinder Seal Kit, (see Figure 9-2)	1
8035386	Boom Lift/Lower Cylinder Seal Kit, (see Figure 9-1)	1
8035780	Attachment Tilt Cylinder Seal Kit, (see Figure 9-3)	1
8035326	Frame Level Cylinder Seal Kit, (see Figure 9-5)	1
8036747	Stabil-Trak Cylinder Seal Kit, (see Figure 9-6)	1
8034695	Tilt Compensation Cylinder Seal Kit, (see Figure 9-4)	1
8036784	Outrigger (Energy) Cylinder Seal Kit, (see Figure 9-7)	1
70022178	Steering Cylinder Seal Kit, (see Figure 5-5)	1
2915023	Swing Carriage Cylinder Seal Kit, (see Figure 9-15)	1
70022041	Side Tilt Carriage Cylinder Seal Kit, (see Figure 9-14)	1



## RECOMMENDED SPARE PARTS

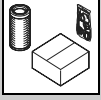
The following list will service fleets of machines (built to current production per date on the front cover) with repair parts which can be installed in the field. Parts from the list should be replaced when inventory is depleted to keep service parts stock supplied. For further information, contact your JLG dealer or the JLG Industries Parts Department.

Part Number	Description	Qty./Machine
8320265	Hydraulic Filter Element, (see Figure 9-11)	1
7138740	Tank Strainer, (see Figure 9-11)	1
7139077	Filler/Breather, (see Figure 9-11)	1
7024441	Fluid Level Sight Gauge, (see Figure 9-11)	1
70021452	Grapple Bucket Cylinder Seal Kit, (see Figure 9-16)	1
<b>Electrical</b>		
1001145026	Fuel Level Sender Assy, (see Figure 9-11)	1
8270621	Backup Alarm, (see Figure 10-1)	1
4360690	Ignition Switch, (see Figure 10-3)	1
70024276	Alternator, <b>(if equipped for ULS)</b> , (see Figure 4-2)	1
70021849	Alternator, <b>(if equipped for LS)</b> , (see Figure 4-2)	1
70024277	Starter, <b>(if equipped for ULS)</b> , (see Figure 4-2)	1
70021850	Starter, <b>(if equipped for LS)</b> , (see Figure 4-2)	1
8270620	Horn, (see Figure 10-2)	1
<b>Misc</b>		
8035807	Ignition Key With Cover, (see Figure 10-3)	1
70021948	Door Key, (see Figure 6-3)	1
31200749	Operation & Safety Manual	1
31200796	Service Manual	1
31200732	Parts Manual	1
<b>Special Tools</b>		
80304484	Pry Bar Set, ZF Axle	1
80304480	Two-armed Puller, ZF Axle	1
7025854	Two-armed Puller, ZF Axle	1
70010241	Threaded Ring, M105X3, ZF Axle	1
70010239	Two-armed Puller, 160-150mm, ZF Axle & Transmission	1
70023172	Gripping Insert Super, ZF Axle	1
70023173	Back-off Insert, Rear ZF Axle	1
70023174	Eye Bolt Assortment, ZF Axle & Transmission	1
70022872	Internal Extractor, 45-58mm, ZF Axle & Transmission	1
70022873	Internal Extractor, 70-100mm, ZF Axle	1
70022871	Counter Support, Rear, ZF Axle & Transmission	1
7029740	Driver, ZF Axle	1
7029739	Driver, ZF Axle	1
7029738	Driver, ZF Axle	1
70010244	Internal Extractor, ZF Axle	1
70010245	Counter Support, ZF Axle	1
70022866	Spanner, ZF Axle	1
70022867	Torque Spanner, 5-45Nm, ZF Axle	1
80304492	Wheel Bolt Puller Basic Set, ZF Axle	1
70110101	Driver, ZF Axle	1
80304498	Handle, ZF Axle	1
70010281	Slotted Nut Wrench, ZF Axle	1
70010283	Installer, ZF Axle	1

**RECOMMENDED SPARE PARTS**

The following list will service fleets of machines (built to current production per date on the front cover) with repair parts which can be installed in the field. Parts from the list should be replaced when inventory is depleted to keep service parts stock supplied. For further information, contact your JLG dealer or the JLG Industries Parts Department.

<b>Part Number</b>	<b>Description</b>	<b>Qty./Machine</b>
70010284	Installer, ZF Axle	1
80304497	HP-Pump, ZF Axle	1
7025856	Striker, ZF Axle	1
70010243	Measuring Hub, 9/16in-18UNF	1
80304486	Two-armed Puller, ZF Axle	1
70010240	Gripping Insert Super, ZF Axle	1
70010285	Extracting Tool, ZF Axle	1
70010282	Assembly Ring, ZF Axle	1
70023175	Driver, ZF Axle	1



## RECOMMENDED SPARE PARTS

The following list will service fleets of machines (built to current production per date on the front cover) with repair parts which can be installed in the field. Parts from the list should be replaced when inventory is depleted to keep service parts stock supplied. For further information, contact your JLG dealer or the JLG Industries Parts Department.

Part Number	Description	Qty./Machine



Part Number	Page	Part Number	Page	Part Number	Page	Part Number	Page
0100009 .....	10-21	1001090064 .....	3-5	1001100823 .....	3-23	1001110282 .....	11-5
0100011 .. 3-5, 4-3, 4-5, 4-21,		1001090134 .....	9-43	1001100824 .....	3-23	1001110414 .....	11-5
4-25, 4-27, 7-9,		1001090140 .....	3-5	1001101043 .....	10-5	1001110415 .....	11-5
7-11		1001091752 .....	9-35	1001101085 .....	6-17	1001110416 .....	11-5
0100019 .....	1-3, 1-7, 5-3	1001092391 .....	3-15	1001101115 .....	3-13	1001110704 .....	3-11
0240156 .....	3-21	1001092481 .....	3-17	1001101116 .....	3-13	1001110889 .....	5-3
0274068 .....	11-7	1001092482 .....	3-17	1001101845 .....	2-19, 2-21	1001111112 .....	6-13
0274072 .....	11-5	1001092877 .....	11-5	1001101867 .....	2-21	1001111190 .....	3-11
0274271 .....	11-5	1001092878 .....	11-5	1001101956 .....	3-5	1001111424 .....	10-5
0274272 .....	11-5	1001093171 .....	3-19	1001102212 .....	4-19	1001111821 .....	4-19
0274547 .....	11-5	1001093273 .....	3-21	1001102378 .....	3-5	1001113511 .....	4-11
0400075 .....	10-5	1001093377 .....	3-13, 3-21	1001102448 .....	10-43	1001114495 .....	4-15
0641404 .....	10-4	1001093465 .....	3-21	1001102813 .....	3-17	1001114675 .....	6-3
0641405 .....	3-17, 4-15	1001094330 .....	3-21	1001102844 .....	6-3	1001114780 .....	4-19
0641406 .....	4-15, 10-4	1001094786 .....	1-3	1001102931 .....	4-11	1001116692 .....	10-24, 10-28
0641415 .....	10-5	1001094787 .....	1-3	1001102933 .....	4-11	1001116693 .....	10-37
0641506 .....	4-11	1001094830 .....	3-21	1001103113 .....	7-3	1001116727 .....	10-24, 10-28,
0641507 .....	4-25	1001094877 .....	1-3	1001103144 .....	8-3	10-33	
0641508 .....	4-15, 4-27	1001095418 .....	3-11	1001103147 .....	9-37	1001116728 .....	10-24, 10-25,
0641514 .....	10-5	1001095810 .....	3-17	1001103150 .....	9-37	10-28, 10-29,	
0641516 .....	10-5	1001096019 .....	3-17	1001103152 .....	9-37	10-33	
0641605 .....	8-6, 8-25	1001096020 .....	3-17	1001103153 .....	8-23, 9-37	1001116729 .....	10-24, 10-28,
0641607 .....	4-25, 4-27	1001096021 .....	3-17	1001103182 .....	9-45	10-34, 10-49,	
0641611 .....	4-11	1001096023 .....	3-17	1001103509 .....	6-9, 6-19	10-51	
0641612 .....	3-5, 4-13	1001096024 .....	3-17	1001103619 .....	5-3, 5-15, 5-33	1001116732 .....	10-25
0641614 .....	4-15	1001096025 .....	3-17	1001103623 .....	8-11	1001116733 .....	10-25, 10-34
0641618 .....	4-19	1001096134 .....	10-33	1001103628 .....	5-7	1001116734 .....	10-25, 10-29,
0641718 .....	4-19	1001096162 .....	3-17	1001103629 .....	5-7	10-33	
0642032 .....	3-3, 3-5	1001096314 .....	10-15, 10-17	1001103633 .....	5-25	1001116735 .....	10-33
0642216 .....	1-3	1001096404 .....	2-3	1001103637 .....	3-17	1001116736 .....	10-34, 10-45,
0642222 .....	1-3	1001096435 .....	4-19	1001103730 .....	3-17	10-51	
0642628 .....	1-3	1001096436 .....	4-19	1001103736 .....	3-17	1001116737 .....	10-34, 10-37,
0642640 .....	1-7, 5-3	1001097079 .....	10-15	1001104796 .....	5-3	10-49, 10-51	
0681506 .....	4-19	1001097080 .....	10-15	1001104800 .....	5-3	1001116745 .....	10-24, 10-34,
0681810 .....	3-5, 9-43	1001097335 .....	4-15	1001105703 .....	5-77	10-51	
0681826 .....	4-3, 4-5	1001097721 .....	2-11	1001105704 .....	5-77	1001116747 .....	10-24, 10-28,
0682228 .....	4-3, 4-5	1001097735 .....	2-19, 2-21	1001105705 .....	5-77	10-34	
0700610 .....	6-3	1001098089 .....	2-7	1001105892 .....	6-9	1001116748 .....	10-24, 10-28,
0701214 .....	4-3	1001098559 .....	4-5	1001106014 .....	11-5	10-45	
0710819 .....	4-3	1001098594 .....	11-5	1001106015 .....	11-5	1001116810 .....	10-28
0711015 .....	4-3, 4-5	1001098595 .....	11-5	1001106016 .....	11-5	1001116831 .....	10-28
0711016 .....	4-3	1001098769 .....	2-3	1001106344 .....	1-7	1001116838 .....	5-25
0711214 .....	4-5	1001098977 .....	4-23	1001106345 .....	1-7	1001116950 .....	10-25, 10-29
0741610 .....	3-5	1001099113 .....	3-5	1001106836 .....	9-39	1001116975 .....	10-34
0760612 .....	4-21	1001099115 .....	3-5	1001107355 .....	10-10	1001117019 .....	10-34
0761010 .....	4-5, 10-4	1001099351 .....	3-29	1001107664 .....	1-7	1001117021 .....	10-24, 10-25,
0761012 .....	4-3	1001099901 .....	3-27	1001107689 .....	1-7	10-28, 10-29,	
0791718 .....	4-25, 4-27	1001099902 .....	3-27	1001107690 .....	1-7	10-33	
0860520 .....	3-17	1001100005 .....	5-75	1001107692 .....	1-7	1001117026 .....	10-24, 10-28,
0930020 .....	3-25	1001100009 .....	5-77	1001107744 .....	5-3	10-49, 10-51	
1001081045 .....	6-19	1001100218 .....	9-35	1001107746 .....	5-3	1001117068 .....	10-24, 10-28
1001081046 .....	6-19	1001100221 .....	6-19	1001108524 .....	5-41	1001117070 .....	10-25, 10-28
1001081049 .....	6-19	1001100225 .....	6-20	1001108668 .....	3-32	1001117079 .....	10-51
1001081072 .....	6-19	1001100227 .....	3-13	1001109007 .....	6-9	1001117111 .....	10-24, 10-28
1001081073 .....	6-19	1001100228 .....	3-13	1001109053 .....	11-5	1001117244 .....	4-19
1001081310 .....	6-13, 6-14	1001100229 .....	3-13	1001109230 .....	4-15	1001117308 .....	10-5
1001081375 .....	6-19	1001100284 .....	5-75	1001109406 .....	6-9	1001117738 .....	1-5
1001081376 .....	6-19	1001100324 .....	5-75	1001109478 .....	6-5	1001117739 .....	1-5
1001090063 .....	3-5	1001100822 .....	3-23	1001109536 .....	4-3, 4-5	1001118245 .....	10-5



## PART NUMBER INDEX

Part Number	Page	Part Number	Page	Part Number	Page	Part Number	Page
1001118282	10-25	1001122807	4-15	1001128510	4-15	1001131819	4-19
1001118742	4-3, 4-5	1001125027	10-25	1001128530	11-5	1001131820	4-19
1001119004	10-24, 10-28	1001125038	4-11	1001128544	4-21	1001131861	1-5
1001119619	10-24, 10-28	1001125039	4-11	1001128663	10-4	1001131862	1-5
1001120068	4-15	1001125040	4-13	1001128783	10-4	1001131996	4-27
1001120082	4-21	1001125134	8-6	1001128808	4-21	1001132004	4-5
1001120083	4-21	1001125136	8-25	1001128901	4-25	1001132154	4-27
1001120179	5-77	1001125236	8-6	1001128946	5-3	1001132173	4-13
1001120341	10-5	1001125237	8-6	1001129191	4-3	1001132514	3-3
1001120632	11-5	1001125360	11-4, 11-7	1001129497	4-25	1001132545	8-25
1001120687	4-3	1001125361	11-4, 11-7	1001129508	11-5	1001132546	8-25
1001120819	6-20	1001125362	11-4, 11-7	1001129509	11-5	1001132547	8-6
1001120869	4-15	1001125363	11-4, 11-7	1001129510	11-4	1001132548	8-6
1001120914	3-5	1001125364	11-4, 11-7	1001129513	10-24, 10-28	1001132551	7-9
1001120915	3-5	1001125365	11-4, 11-7	1001129610	6-6	1001132552	7-11
1001120935	5-75	1001125387	11-5	1001129615	10-5	1001132984	10-4, 10-10
1001120947	4-15	1001125418	5-77	1001129649	10-4, 10-10	1001132985	10-4, 10-10
1001121085	5-75	1001125495	4-3, 4-5	1001129650	10-4, 10-10	1001132986	10-4, 10-10
1001121102	5-77	1001125652	8-15	1001129759	10-24	1001133171	10-5
1001121104	5-77	1001125705	8-17	1001129760	10-37	1001133172	10-4
1001121107	5-77	1001125748	10-25, 10-29	1001129762	10-33	1001133350	10-28
1001121129	4-3	1001125749	8-15	1001129766	11-5	1001133534	4-13
1001121233	4-7	1001125750	8-15	1001129767	11-5	1001133871	4-15
1001121245	4-3	1001125751	8-17	1001129768	10-4	1001133874	6-20
1001121246	4-21	1001125773	10-25, 10-29	1001129769	10-4	1001134192	10-39
1001121247	4-23	1001125774	6-19	1001129773	10-25	1001134193	10-39
1001121254	4-15	1001125784	10-34	1001129795	10-4	1001134452	10-4
1001121256	4-11	1001125785	10-34	1001129796	10-4	1001134466	4-11
1001121257	4-13	1001125837	6-19	1001129797	10-4	1001134467	4-11
1001121271	4-15	1001125932	8-15	1001129813	7-5	1001134516	4-11
1001121272	4-19	1001126208	10-24	1001129870	7-5	1001134843	4-21
1001121282	1-3	1001126385	8-25	1001130307	10-4	1001134844	4-21
1001121283	1-3	1001126386	8-25	1001130568	10-4	1001134961	9-35
1001121396	8-19	1001126581	10-5	1001130894	10-17	1001135002	9-31
1001121399	8-19	1001126864	10-13	1001130896	10-15	1001135011	4-13
1001121493	4-15	1001127142	10-5	1001130897	10-21	1001135038	6-3
1001121494	4-15	1001127212	10-4	1001130898	10-21	1001135055	8-6
1001121518	5-75	1001127213	10-4, 10-10	1001130927	10-39	1001135710	10-5
1001121596	4-3, 4-5	1001127226	10-47	1001131179	1-5	1001135770	10-5
1001121646	4-3	1001127418	4-15	1001131246	1-5	1001135777	10-5
1001121726	10-33	1001127591	4-15	1001131271	11-5	1001136157	4-13
1001121728	10-33	1001127694	10-5	1001131343	4-9	1001136358	4-11
1001121730	10-33	1001127699	10-5	1001131382	4-5	1001136975	4-11, 4-13
1001121741	6-3	1001127700	10-5	1001131384	10-5	1001137512	3-15
1001121742	6-3	1001127784	5-3	1001131385	4-5	1001138700	4-11
1001121955	4-15	1001127855	4-25	1001131386	4-19	1001139578	11-5
1001121967	11-5	1001127856	4-25	1001131485	4-27	1001139846	4-25
1001121968	11-5	1001127857	4-25	1001131488	4-23	1001140672	4-16
1001122289	6-19	1001127858	4-25, 4-27	1001131524	8-6	1001140699	11-5
1001122456	6-5	1001127864	4-25, 4-27	1001131526	8-25	1001141020	4-29
1001122457	6-5	1001127867	4-25, 4-27	1001131555	4-19	1001141427	6-3
1001122559	6-20	1001127980	4-15	1001131576	4-27	1001142409	11-4, 11-7
1001122560	4-15	1001128338	4-15	1001131577	4-27	1001142410	11-4, 11-7
1001122561	11-5	1001128339	4-15	1001131578	4-27	1001142440	11-4, 11-7
1001122562	11-5	1001128340	4-15	1001131594	4-19	1001142513	10-4
1001122565	4-15	1001128341	4-15	1001131596	4-19	1001142790	3-7
1001122612	11-5	1001128363	4-25	1001131645	4-19	1001143852	11-5
1001122613	11-5	1001128364	4-25	1001131646	4-19	1001143904	11-4
1001122801	4-15	1001128507	4-21	1001131772	4-27	1001145026	9-35



Part Number	Page	Part Number	Page	Part Number	Page	Part Number	Page
1001146563	8-9	1319545	5-17, 5-35	1319621	5-53, 5-57, 5-59	1319700	5-65
1001148177	6-3	1319557	5-45	1319622	5-53, 5-57, 5-59	1319701	5-65
1001149712	10-34	1319558	5-45	1319623	5-53, 5-57, 5-59	1319702	5-65, 5-69
1001150523	4-7	1319563	5-45	1319624	5-53, 5-57, 5-59	1319703	5-65, 5-69
1001150524	4-9	1319565	5-45	1319625	5-53, 5-57, 5-59	1319704	5-65
1001150525	4-9	1319566	5-45	1319626	5-53, 5-57, 5-59	1319705	5-65
1001150526	4-7	1319569	5-47	1319627	5-53, 5-57, 5-59	1319707	5-65, 5-69
10139087	11-5	1319570	5-47	1319628	5-53, 5-57, 5-59	1319708	5-65
10268515	4-23	1319571	5-47	1319629	5-53, 5-57, 5-59	1319709	5-69
10268516	4-23	1319574	5-47	1319630	5-53, 5-57, 5-59	1319710	5-69
1060379	3-17	1319575	5-47	1319631	5-53, 5-57, 5-59	1319711	5-69
10704137	4-5	1319576	5-47	1319632	5-53, 5-57, 5-59	1319712	5-69
10705034	3-9	1319577	5-47	1319633	5-53, 5-61	1319713	5-69
10731702	5-43	1319578	5-15, 5-17, 5-23, 5-33, 5-35, 5-39, 5-47	1319634	5-55	1319714	5-69
10731709	5-65, 5-66, 5-69	1319582	5-47, 5-71	1319635	5-55	1319715	5-69
10731744	5-47	1319583	5-47	1319636	5-55, 5-57, 5-59	1319718	5-71
10731748	5-43	1319584	5-47	1319637	5-57	1319719	5-71
10731751	5-43	1319585	5-47, 5-71	1319638	5-57, 5-59	1319720	5-71
10731789	5-21, 5-37	1319586	5-47	1319639	5-59	1319721	5-71
10731790	5-15, 5-33	1319587	5-47	1319641	5-61	1319722	5-71
10731845	5-49, 5-51, 5-55	1319590	5-47	1319643	5-61	1319723	5-71
10731913	5-45	1319591	5-49	1319646	5-61	1319724	5-71
10731949	5-17, 5-35	1319592	5-49	1319647	5-61	1319725	5-71
10731959	5-61	1319593	5-49, 5-51, 5-53, 5-55, 5-57, 5-59	1319648	5-61	1319726	4-7, 4-9, 5-71
10732063	5-65, 5-69	1319594	5-49, 5-51, 5-53, 5-55, 5-57, 5-59	1319649	5-61	1320022	4-15
10732064	5-65	1319595	5-49, 5-51, 5-53, 5-55, 5-57, 5-59	1319650	5-63	1321209	5-15, 5-33
10732071	5-63	1319596	5-49, 5-51, 5-55	1319652	5-63, 5-65	1321226	5-21, 5-37
10732072	5-63	1319600	5-49, 5-51, 5-53, 5-55, 5-57, 5-59	1319659	5-63	1321228	5-21
10732095	5-43	1319601	5-49, 5-51, 5-53, 5-55, 5-57, 5-59	1319661	5-63, 5-65	1321234	5-15, 5-33
10732150	1-5	1319602	5-49, 5-51, 5-53, 5-55, 5-57, 5-59	1319666	5-15, 5-33	1600429	7-7
10837923	9-21	1319603	5-49, 5-51, 5-53, 5-55, 5-57, 5-59	1319670	5-65, 5-69	1701509	3-17
10837943	9-21	1319604	5-49, 5-51, 5-53, 5-55, 5-57, 5-59	1319671	5-65	1701640	11-5
10839156	5-61	1319605	5-49, 5-51, 5-55	1319673	5-65	1702773	3-17
1101312	4-9, 4-23	1319606	5-49, 5-51, 5-55	1319674	5-65	1704277	3-17
1101313	4-9, 4-23	1319607	5-49	1319675	5-65	1704885	3-17, 11-4
1101841	5-3	1319608	5-49, 5-59	1319676	5-65	1706098	11-5
1170021	3-3	1319609	5-49	1319677	5-65	1706100	11-7
1170024	3-3	1319610	5-49	1319678	5-65	1706169	11-7
1170054	3-5	1319611	5-49	1319679	5-65	1706173	11-4
1170057	3-5	1319612	5-49, 5-51, 5-53, 5-55, 5-57, 5-59	1319680	5-65	1706174	11-4
1319203	5-43	1319613	5-51	1319681	5-65	1706175	11-4
1319204	5-43	1319614	5-51	1319682	5-65	1706176	11-7
1319205	5-43	1319615	5-51, 5-55, 5-57	1319683	5-65	1706200	11-4
1319209	5-43	1319616	5-53	1319684	5-65	1706201	11-4
1319210	5-43	1319617	5-53, 5-57, 5-59	1319685	5-65	1706279	11-5
1319211	5-43	1319618	5-53, 5-57, 5-59	1319686	5-65	1706281	11-4
1319213	5-43	1319619	5-53	1319687	5-65	1706282	11-7
1319214	5-17, 5-35	1319620	5-53, 5-57, 5-59	1319688	5-65	1706284	11-4
1319353	5-10, 5-28			1319689	5-65	1706285	11-4
1319423	5-15, 5-33			1319690	5-65	1706288	11-4
1319436	5-15, 5-33			1319691	5-65	1706296	11-4
1319447	5-21, 5-37			1319692	5-65	1706298	11-7
1319464	5-21, 5-37			1319693	5-65	1706299	11-4
1319472	5-21, 5-37			1319694	5-65	1706300	11-5
1319477	5-21, 5-37			1319695	5-65	1706301	11-4
1319537	5-17, 5-35			1319696	5-65, 5-69	1706306	11-4
1319539	5-17, 5-35			1319697	5-65	1706768	11-5
1319540	5-17, 5-35			1319698	5-65	1706850	11-5
1319542	5-17, 5-35			1319699	5-65	1706892	3-17



## PART NUMBER INDEX

Part Number	Page	Part Number	Page	Part Number	Page	Part Number	Page
2080040	3-17	24921332	4-25	2717291	8-6	4360690	10-13
2110606	3-5, 3-9	2600281	3-17	2720637	4-23	4420037	1-5
2110608	3-5	2713082	8-19	2754736	8-11	4460019	10-25, 10-28, 10-29
2110808	3-5	2713452	8-17	2754753	8-11	4460042	10-24, 10-28
2130606	3-9, 8-11	2713642	8-17	2755060	8-15	4460142	10-24, 10-28
2130608	3-9	2714973	9-11	2900770	9-3, 9-9, 9-17, 9-43	4460206	10-33
2131210	5-41, 8-25	2716173	9-5	2915023	9-45	4460247	10-25, 10-29
2131212	4-15, 5-41, 8-25	2716563	9-13	2940074	3-17	4460256	10-24, 10-28
2170706	8-11	2716617	9-3	31200160	3-17	4460312	10-25, 10-29
2172106	3-5, 8-11	2716618	9-9	31200336	3-17	4460419	10-34, 10-41, 10-45, 10-49, 10-51
2180104	4-21	2716654	8-13	31200387	3-17	4460457	10-45
2180535	6-19	2716655	8-13	31200388	3-17	4460458	10-24, 10-25, 10-33, 10-37
2220218	4-13	2716660	8-11	3251813	11-4	4460459	10-37, 10-47
2220237	8-6, 9-35	2716661	8-9	3271501	4-11	4460464	10-28, 10-33, 10-39
2220239	9-35	2716663	8-6	3290601	10-4	4460465	10-25, 10-29, 10-39, 10-51
2220371	8-3, 8-11, 8-21, 8-23	2716664	8-23	3290801	10-4	4460466	10-24, 10-28, 10-33, 10-34, 10-37, 10-51
2220372	8-21, 8-23	2716665	8-23	3300220	10-5	4460475	10-24, 10-25, 10-28, 10-45
2220373	8-3, 8-9, 8-17, 8-19	2716668	8-3	3300240	3-3, 3-5	4460476	10-25, 10-28, 10-37, 10-47
2220374	8-6, 8-23	2716669	8-23	3311401	4-19	4460509	10-28
2220375	8-13	2716670	8-11	3311405	3-17	4460518	10-24, 10-28
2220381	8-3	2716671	8-9	3311601	2-3	4460742	10-45
2220385	8-6, 8-9, 8-23	2716672	8-9	3311605	4-19	4460743	10-37
2220415	3-11	2716673	8-9	3321001	10-5	4460744	10-24, 10-28
2220473	1-7, 3-11, 8-3, 8-11, 8-21, 8-23	2716675	8-13	3421453	3-17	4460790	10-34, 10-43
2220474	8-9, 8-17, 8-23	2716686	8-21	3423226	2-3	4460850	10-43
2220498	8-15	2716687	8-21	3423227	9-3, 9-11	4460871	10-33
2220500	8-9, 8-17, 9-35	2716688	8-21	3423242	3-3, 3-5	4460872	10-33
2220501	8-21	2716690	8-3	3423248	1-7	4460884	10-51
2220578	8-13, 8-15	2716691	8-21	3423254	5-3	4460891	10-29, 10-39
2220596	8-9, 8-19, 8-23	2716694	8-6	3423275	3-3, 3-5	4460894	10-51
2220602	8-3, 8-7	2716695	8-11	3423276	3-3, 3-5, 3-11	4460897	10-28, 10-39
2220603	8-3, 8-11	2716696	8-9	3423307	9-43	4460905	10-33
2220606	8-11	2716699	8-11	3520030	1-3	4460933	10-51
2220609	3-11	2716700	8-11	3520072	3-17	4460943	10-28
2220628	3-11	2716701	8-11	3576442	7-5	4460944	10-34
2220635	8-11	2716703	8-11	3760170	3-17	4460955	10-24, 10-28, 10-45
2220651	8-19	2716705	8-9	3820020	3-17	4460979	10-24, 10-28, 10-37
2220655	8-6	2716706	8-9	3841203	9-43	4461094	10-24
2220657	8-11, 8-23	2716707	8-11	4100181	11-4	4461095	10-24, 10-28
2220683	8-9, 8-23	2716708	8-9	4105171	11-4	4461101	10-33, 10-45
2220695	8-13	2716709	8-23	4105262	11-7	4461102	10-34, 10-45
2220710	8-6	2716710	8-23	4105621	7-13, 11-5	4461103	10-33, 10-45
2220775	8-15, 8-23	2716711	8-23	4107442	11-7	4461157	10-24, 10-28, 10-45
2220806	6-19	2716712	8-23	4107462	11-5	4461189	10-34
2220833	8-9	2716713	8-19	4107971	11-5	4461273	10-39
2220878	8-6	2716714	8-17	4108302	11-4	4520471	5-75
2220947	8-6	2716715	8-17	4110155	11-4	4520472	5-75
2220999	8-3, 8-6, 8-9	2716716	8-15	4110157	11-4	4520527	5-77
2221123	8-11	2716750	8-3	4110158	11-4	4520535	5-77
2221301	4-21	2716808	8-3	4110160	11-4	4520536	5-77
2230025	8-19	2717018	8-15	4110166	11-4	4520648	5-75
2230035	8-11	2717052	9-7	4110167	11-4	4520649	5-75
2230044	8-19	2717160	3-9	4110188	11-5		
2340037	3-15	2717161	3-9	4110226	11-4		
2340038	3-15	2717162	3-9	4110242	11-4		
2340039	3-15	2717198	9-15	4110242	11-4		
2340045	3-15	2717201	9-17	4110422	3-27, 3-29		
2340046	3-15	2717283	3-9	4110473	3-9		
		2717287	3-11	4240017	4-11, 4-13, 10-4		
				4360569	10-13		





Part Number	Page	Part Number	Page	Part Number	Page	Part Number	Page
4520650	5-75	70020431	5-61	70021557	9-25	70022204	5-15, 5-33
4640438	9-43	70020555	3-19	70021564	9-13	70022206	5-15, 5-33
4641501	3-9	70020562	3-25	70021584	4-9	70022207	5-23, 5-39
4641502	3-9	70020628	6-9	70021790	5-21	70022208	5-21, 5-37
4711400	3-17, 4-15, 10-4	70020658	9-17	70021812	9-45	70022209	5-17, 5-35
4711500	4-11, 4-19, 10-5	70020659	9-39	70021825	10-33	70022210	5-15, 5-33
4711600	2-3, 4-11, 4-13, 8-6, 8-25	70020660	9-39	70021849	4-9	70022211	5-13, 5-31
4711700	4-19	70020661	9-39	70021850	4-9	70022213	5-10, 5-28
4740362	4-19	70020662	9-39	70021921	3-29	70022215	5-17, 5-19, 5-35
4751500	4-23	70020663	9-39	70021935	3-29	70022216	5-9, 5-27
4751600	4-19	70020665	9-39	70021948	6-9	70022217	5-15, 5-33
4751700	4-19	70020666	9-39	70021977	3-29	70022218	5-21, 5-37
4751701	10-15, 10-17	70020667	9-39	70021978	3-29	70022220	5-10, 5-28
4761000	10-5	70020668	9-39	70021979	3-29	70022223	5-21, 5-37
4761400	10-5	70020669	9-39	70021980	3-25	70022225	5-13, 5-31
4761500	10-5	70020670	9-39	70021981	3-25	70022227	5-13, 5-31
4762600	1-3	70020671	9-39	70021982	3-25	70022228	5-13, 5-31
4791500	6-3	70020672	9-39	70022028	3-29	70022229	5-13, 5-31
4811700	4-21	70020673	9-39	70022038	9-43	70022230	5-21, 5-37
4811900	4-3, 4-5	70020674	9-39	70022039	9-43	70022231	5-9, 5-27
4812000	4-3, 4-5, 10-4	70020675	9-39	70022040	9-43	70022232	5-9
4812100	4-3, 4-5	70020676	9-39	70022041	9-43	70022234	5-21, 5-37
4812300	7-9, 7-11, 7-13	70020677	9-39	70022042	9-43	70022235	5-17, 5-35
4831700	10-5	70020678	9-39	70022043	9-43	70022236	5-17, 5-35
4831900	4-5, 10-4	70020679	9-39	70022044	9-45	70022237	5-21, 5-37
4832000	4-3	70020680	9-39	70022045	9-45	70022238	5-21, 5-37
4846452	3-17	70020681	9-39	70022046	9-45	70022239	5-23, 5-39
4891500	4-25, 4-27	70020682	9-39	70022170	5-21, 5-37	70022240	5-21, 5-37
4891600	4-25, 4-27	70020888	10-51	70022171	5-17, 5-35	70022241	5-15, 5-33
4891800	3-5	70020891	10-33	70022172	5-15, 5-33	70022242	5-23, 5-39
4892200	1-3	70021342	3-25, 3-29	70022173	5-15, 5-33	70022243	5-23, 5-39
4892600	1-3	70021349	3-29	70022174	5-15, 5-33	70022244	5-10, 5-28
5724622	2-3	70021358	3-25	70022175	5-15, 5-33	70022245	5-10, 5-28
5746411	2-17	70021359	3-25	70022176	5-17, 5-35	70022248	5-19
6604662	3-11	70021360	3-25	70022177	5-15, 5-33	70022249	5-21, 5-37
70001955	9-31	70021361	3-25	70022178	5-15, 5-33	70022250	5-35
70001956	9-31	70021362	3-25	70022179	5-21, 5-37	70022251	5-19
70002133	9-31	70021364	9-47	70022180	5-15, 5-33	70022252	5-19
70002578	9-31	70021365	9-47	70022181	5-15, 5-33	70022253	5-17, 5-35
70002579	9-31	70021366	3-25	70022183	5-17, 5-35	70022254	5-15, 5-33
70002580	9-31	70021367	3-25, 9-47	70022184	5-15, 5-33	70022255	5-15, 5-33
70002581	9-31	70021387	3-25	70022185	5-13, 5-31	70022257	5-21, 5-37
70002582	9-31	70021391	3-25	70022186	5-17, 5-35	70022258	5-17
70002583	9-31	70021392	3-25	70022187	5-21, 5-37	70022260	5-13
70002584	9-31	70021393	9-47	70022188	5-21, 5-37	70022261	5-13
70002585	9-31	70021399	9-47	70022189	5-17, 5-35	70022262	5-13, 5-31
70002588	9-31	70021415	3-29	70022190	5-17, 5-35	70022263	5-13
70002590	9-31	70021440	9-47	70022191	5-19	70022264	5-13
70002592	9-31	70021444	9-47	70022192	5-19	70022265	5-21
70002593	9-31	70021446	9-47	70022193	5-17, 5-35	70022268	5-21
70002595	9-31	70021447	9-47	70022194	5-17, 5-35	70022271	5-23
70002599	9-32	70021448	9-47	70022195	5-19	70022272	5-9
70020228	4-29, 4-31	70021451	9-47	70022196	5-17, 5-35	70022273	5-23
70020425	5-63	70021452	9-47	70022197	5-23, 5-39	70022274	5-23
70020426	5-63	70021462	9-47	70022198	5-17, 5-35	70022275	5-17
70020427	5-69	70021464	9-47	70022199	5-19	70022276	5-37
70020428	9-45	70021465	9-47	70022201	5-15, 5-33	70022277	5-15, 5-33
70020430	5-61	70021553	5-21, 5-37	70022202	5-19	70022278	5-23
		70021554	5-21, 5-37	70022203	5-21, 5-37	70022279	5-23




## PART NUMBER INDEX

Part Number	Page	Part Number	Page	Part Number	Page	Part Number	Page
70022280	5-27	70023006	3-33	70023998	9-31	70024537	3-7
70022281	5-23, 5-39	70023007	3-33	70023999	9-31	70024538	3-7
70022282	5-35	70023008	3-32	70024000	9-31	70024539	9-19
70022283	5-23, 5-39	70023009	3-32	70024002	9-43	70024540	3-7
70022284	5-31	70023010	3-32	70024039	9-31	70024541	3-7
70022285	5-31	70023014	3-32	70024040	9-31	70024542	3-7
70022287	9-31	70023015	3-33	70024041	9-31	70024543	3-7
70022288	9-31	70023016	3-32	70024123	3-7	70024544	3-7
70022527	3-25	70023037	9-39	70024148	4-15	70024545	3-7
70022694	4-19	70023038	9-40	70024149	4-15	70024546	3-7
70022695	4-19	70023039	9-39	70024150	4-15	70024547	9-19
70022696	4-19	70023040	6-17	70024151	4-15	70024548	9-19
70022719	9-37	70023041	6-17	70024155	4-13	70024549	9-19
70022720	9-37	70023111	10-45	70024156	4-9, 4-13	70024550	3-7
70022721	9-37	70023139	6-17	70024157	4-13	70024551	3-7
70022722	9-37	70023330	5-23	70024158	4-13	70024552	3-7
70022723	9-37	70023350	9-32	70024159	4-13	70024553	3-7
70022724	9-37	70023351	9-31	70024160	4-13	70024554	3-7
70022747	10-33	70023352	9-31	70024161	4-13	70024555	3-7
70022777	5-33	70023353	9-31	70024162	4-13	70024588	4-7
70022781	5-37	70023354	9-31	70024176	4-7, 4-21	70024589	4-7
70022782	5-37	70023355	9-31	70024177	4-7, 4-21	70024590	4-7
70022784	5-39	70023357	9-31	70024244	10-33	70024623	4-7
70022785	5-23, 5-39	70023358	9-31	70024245	10-33	70024627	4-7
70022786	5-27	70023359	9-31	70024246	10-33	70024628	4-7
70022789	5-33	70023362	9-31	70024247	10-33	70024629	4-7
70022842	4-7, 4-9	70023363	9-31	70024248	10-34, 10-45	70024630	4-7
70022844	4-7, 4-9	70023364	9-31	70024249	10-34	70024672	10-33
70022846	4-7, 4-9	70023400	5-27	70024250	10-34	70024673	10-34
70022931	3-32	70023401	5-31	70024251	10-34	70024674	10-34
70022932	3-32	70023402	5-31	70024252	10-34, 10-45	7007207	9-31
70022934	3-32	70023403	5-31	70024253	10-33	7007415	9-31
70022935	3-33	70023404	5-33, 5-35, 5-39	70024254	10-33	7007446	9-31
70022936	3-33	70023405	5-37	70024255	10-33	7012903	9-15
70022937	3-33	70023453	9-37	70024256	10-33	7017496	9-15
70022939	3-33	70023454	9-37	70024257	10-33	7021275	9-31
70022942	3-33	70023455	9-37	70024258	10-33	7022340	9-31
70022946	3-33	70023482	5-43	70024259	10-34, 10-41, 10-45, 10-49, 10-51	7023962	9-31
70022949	3-33	70023483	5-43			7023964	9-31
70022950	3-33	70023505	9-37			7024441	9-35
70022952	3-33	70023506	9-37	70024263	10-37	7024574	9-45
70022957	3-32	70023507	9-37	70024264	10-37	7024922	9-29
70022960	3-32	70023508	9-37	70024265	10-41, 10-45	7024947	9-29
70022969	3-32	70023509	9-37	70024269	4-21	7024948	9-29
70022970	3-32	70023510	9-37	70024270	4-21	7024949	9-29
70022980	3-33	70023519	9-37	70024271	4-21	7024950	9-29
70022984	3-32	70023520	9-37	70024274	4-7	7024954	9-29
70022985	3-32	70023521	9-37	70024275	4-7	7024955	9-29
70022987	3-32	70023558	6-17	70024276	4-7	7024956	9-29
70022990	3-33	70023565	4-9	70024277	4-7	7024957	9-29
70022992	3-32	70023601	4-19	70024278	4-7	7024958	9-29
70022993	3-32	70023812	4-7	70024279	4-7	7026408	10-39
70022994	3-32	70023885	5-47, 5-71	70024280	4-7	7026439	10-33, 10-45, 10-49, 10-51
70022995	3-32	70023890	6-17	70024281	4-7		
70022997	3-7	70023904	5-13, 5-31	70024284	4-7	7026579	9-7
70022998	3-33	70023910	5-13, 5-31	70024285	4-9	7026758	5-49, 5-51, 5-53, 5-55, 5-57, 5-59
70023003	3-32	70023925	3-33	70024286	4-9		
70023004	3-32	70023996	9-31	70024535	3-7	7026759	5-49, 5-51, 5-53, 5-55, 5-57, 5-59
70023005	3-33	70023997	9-31	70024536	3-7		



Part Number	Page	Part Number	Page	Part Number	Page	Part Number	Page
7026760	5-49, 5-51, 5-53, 5-55, 5-57, 5-59	7096882	2-5, 2-7, 2-11, 2-13, 2-15	7138836	7-7	7150681	10-17
7026798	6-17	7098142	7-11	7138858	6-17	7150685	10-17
7026799	6-17	7110172	2-17	7138878	7-7	7150688	10-15
7026900	6-17	7110702	3-11	7138944	6-3	7150689	10-17
7026901	6-17	7110712	9-45	7138951	6-5, 6-11	7150690	10-18
7026905	6-17	7110722	9-45	7138958	6-5, 6-11	7150699	10-17
7026906	6-17	7111402	8-19	7138977	2-23, 2-25	7150702	10-17
7026972	9-3	7111572	2-5, 2-7, 2-11, 2-13, 2-15, 2-17	7138986	2-23, 2-25	7150703	10-17
7027217	5-15, 5-33	7112452	8-17	71390322-19, 2-21, 2-23, 2-25	1-5	7150707	10-49
7027273	5-61	7112642	3-13	7139047	1-5	7150716	10-17
7028737	6-5	7112732	2-15	7139050	6-5	7150717	10-17
7029037	5-63	7113952	2-21	7139066	1-3	7150722	10-45
7029153	9-15	7113982	2-21	7139076	9-35	7150723	10-41
7029246	9-15	7114032	2-21	7139077	4-7, 4-9, 9-35	7150730	10-15, 10-17
7029264	4-29, 4-31	7114112	2-19, 2-21	7139086	5-73	7150741	10-51
7029265	4-29, 4-31	7114922	2-17	7139087	5-73	7300214	8-17
7029367	7-7	7114941	3-13	7139088	5-73	7300670	8-15
7029417	5-71	7116562	10-33, 10-41, 10-45	7139156	1-3	7300671	8-15
7029520	3-19	7116642	2-7, 2-11	7139157	1-3	7300672	8-17
7029521	3-19	7116652	2-7, 2-11	7139161	5-75	7300673	8-17
7029532	5-51, 5-53, 5-61	7116662	2-7, 2-11	7139162	5-75	7300674	8-19
7029533	5-51, 5-53, 5-61	7116691	2-7, 2-11	7139163	5-77	7300675	8-19
7029692	3-25, 3-29	7116733	2-7, 2-11	7139164	5-77	7301056	5-75, 5-77
7029714	3-25	7116792	2-3	7139180	2-19, 2-21	7301295	3-9
7029716	9-35	7116812	2-7, 2-11	7139212	8-11	7301408	3-9
7029760	9-43	7117031	2-23, 2-25	7139226	5-73	7301500	4-31
7029860	6-13	7117113	2-13	7139250	6-11	7301568	3-9
7054351	4-3, 4-5, 5-41	7117133	2-17	7139263	10-21	7301821	8-15
7057141	4-15, 4-19	7117414	2-15	7139267	10-21	7301862	9-35
7062922	3-11	7117502	2-21	7139268	10-21	7302010	2-5
7079572	2-5, 2-7, 2-11, 2-13, 2-15, 2-17	7117582	2-21	7139269	10-21	7302073	6-6
7082311	2-5, 2-7, 2-11, 2-13, 2-15, 2-17	7118882	2-27	7139290	6-11	7302074	6-6
7082342	2-5, 2-7, 2-11, 2-13, 2-15, 2-17	7118892	2-27	7139292	6-11	7302076	6-6
7082362	2-5, 2-7, 2-11, 2-13, 2-15, 2-17	7124301	1-3	7139293	6-11	7302077	6-6
7083992	9-9	7124451	1-3	7139294	6-11	7302189	11-5
7085552	2-27	7124471	1-3	7139295	6-11	77143006	10-5
7085562	2-27	7124491	1-7	7139296	6-11	77383282	10-45
7085571	2-27	7125801	1-7	7139298	6-5, 6-11	8024023	7-13
7089722	9-9	7125811	2-3	7139299	6-5, 6-11	8024032	2-19, 2-21
7090822	1-7	7125871	1-3, 7-13	7139301	6-5, 6-19	8024033	2-23, 2-25
7090871	9-17	7126662	2-19, 2-21	7139316	6-5, 6-11	8024053	2-21
7090891	1-7	7127852	2-17	7139406	1-5	80264045	6-13
7090951	9-17	7127862	2-17	7139407	1-5	80264074	6-9
7091323	7-13	7129521	7-3	71394162-19, 2-21, 2-23, 2-25	1-5	80304082	5-10, 5-28
7091373	1-7	7137142	9-13, 9-15	7139444	6-5, 6-11	80304088	5-9, 5-27
7095312	2-3	7138209	9-35	7139504	8-17	80304089	5-9, 5-27
7095352	2-3	7138368	1-3	7139505	8-15, 8-17	80304090	5-9, 5-27
7095522	9-9	7138634	5-41	7139560	5-73	80304091	5-9, 5-27
7095831	4-3, 4-5	7138638	5-3	7139690	2-19, 2-21	80304092	5-9, 5-27
7096552	9-5, 9-7	7138639	5-3	7139692	2-23, 2-25	80304093	5-9, 5-27
7096562	9-5, 9-7	7138660	5-75	7139693	2-21	80304094	5-9, 5-27
70967022-7, 2-11, 2-13, 2-15, 2-17		7138661	5-75	7139863	2-27	80304095	5-9, 5-27
7096772	2-5	7138662	5-77	7139864	2-27	80304096	5-9, 5-27
		7138663	5-77	7139918	3-9	80304097	5-10, 5-28
		7138740	9-35	7148100	6-20	80304099	5-10, 5-28
		7138804	8-3	7150661	1-5	80304100	5-10, 5-28
		7138833	7-7	7150673	10-15	80304101	5-10, 5-28
				7150679	10-17	80304102	5-10, 5-28
				7150680	10-17	80304104	5-10, 5-28



## PART NUMBER INDEX

Part Number	Page	Part Number	Page	Part Number	Page	Part Number	Page
80304107	5-10, 5-28	8032694	9-37	8035562	9-26	8035845	9-21, 9-22
80304108	5-10, 5-28	8032790	9-37	8035563	9-26	8035848	9-21
80304110	5-9, 5-27	8032994	9-15	8035564	9-26	8035849	9-21
80304111	5-9, 5-27	8033075	6-13	8035565	9-26	8035855	9-21
80304112	5-9, 5-27	80334277	9-29	8035566	9-26	8035862	9-45
80304113	5-9, 5-27	8033786	9-45	8035567	9-25	8035863	9-45
80304115	5-9, 5-27	8033856	6-9, 6-19	8035568	9-25	8036001	9-11
80304117	5-9, 5-27	8034026	9-5, 9-7	8035569	9-25	8036021	5-43
80304118	5-9, 5-27	8034695	9-11	8035570	9-25	8036022	5-43
80304119	5-9, 5-28	8034697	9-21	8035571	9-25	8036023	5-45
80304120	5-10, 5-28	8034815	6-13	8035572	9-25	8036024	5-47
80304121	5-10, 5-28	8035109	5-3	8035573	9-25	8036025	5-47
80304122	5-10, 5-28	8035281	9-15	8035574	9-25	8036026	5-47
80304123	5-10, 5-28	8035282	9-15	8035575	9-25	8036027	5-47
80304124	5-9, 5-27	8035308	9-9	8035577	9-25	8036028	5-47
80304125	5-10, 5-28	8035315	9-5, 9-7	8035578	9-25	8036029	5-51, 5-53, 5-55, 5-57, 5-59
80304126	5-10, 5-28	8035321	9-3, 9-9	8035579	9-25	8036030	5-61
80304127	5-10, 5-28	8035322	9-13	8035580	9-25	8036031	5-61
80304128	5-10, 5-28	8035323	9-13	8035581	9-25	8036032	5-61
80304129	5-10, 5-28	8035324	9-13	8035582	9-25	8036033	5-63
80304130	5-10, 5-28	8035326	9-13	8035583	9-25	8036036	5-65
80304131	5-10, 5-28	8035327	9-3, 9-9, 9-13, 9-17	8035584	9-25	8036037	5-65
80304132	5-10, 5-28	8035346	9-21	8035585	9-25	8036038	5-65
80304133	5-10, 5-28	8035347	9-21	8035586	9-25	8036039	5-65
80304134	5-10, 5-28	8035348	9-21	8035587	9-25	8036040	5-65
80304135	5-10, 5-28	8035358	9-21	8035588	9-25	8036041	5-71
80304136	5-10, 5-28	8035365	9-22	8035589	9-25	8036042	5-71
80304137	5-10, 5-28	8035366	9-22	8035590	9-26	8036049	6-13
80304143	5-9, 5-27	8035367	9-21	8035591	9-26	8036050	6-5
80304144	5-9, 5-27	8035377	9-21, 9-22	8035592	9-26	8036056	6-13
80304145	5-9, 5-27	8035381	9-21	8035593	9-26	8036057	6-5
80304146	5-9, 5-27	8035386	9-3	8035595	9-26	8036058	6-5
80304147	5-9, 5-27	8035392	6-13	8035596	9-26	8036059	6-5
80304148	5-9, 5-27	8035393	6-13	8035597	9-26	8036060	6-5
80304149	5-9, 5-27	8035402	6-19	8035598	9-26	8036061	6-5
80304150	5-9, 5-27	8035406	6-19	8035599	6-19	8036064	6-9
80304151	5-9, 5-27	8035409	6-13	8035607	9-3	8036065	6-9
80304152	5-9, 5-27	8035411	6-13	8035608	9-3	8036066	6-5
80304153	5-9, 5-27	8035416	6-5, 6-9, 6-13, 6-19	8035609	9-3	8036067	6-5
80304154	5-9, 5-27	8035417	6-19	8035610	9-3	8036068	6-5
80304155	5-9, 5-27	8035431	6-19	8035611	9-11	8036069	6-5
80304156	5-9, 5-27	8035437	6-5	8035612	9-11	8036070	6-13
80304157	5-9, 5-27	8035439	6-9	8035613	9-11	8036071	6-5
80304158	5-9, 5-27	8035479	6-5, 6-13, 6-19	8035615	9-5, 9-7	8036072	6-13
80304159	5-9, 5-27	8035487	6-5	8035616	9-5, 9-7	8036073	6-5
80304160	5-9, 5-27	8035490	6-5, 6-11	8035631	6-9	8036076	6-9
80304161	5-9, 5-27	8035492	6-13	8035632	6-9	8036077	6-9
80304162	5-9, 5-27	8035493	6-13	8035639	6-5	8036078	6-9
80304163	5-9, 5-27	8035496	6-14	8035668	6-19	8036079	6-9
80304164	5-9, 5-27	8035498	6-13	8035757	9-13	8036080	6-9
80304165	5-9, 5-27	8035499	6-14	8035758	9-13	8036085	6-9
80304166	5-9, 5-27	8035500	6-13	8035778	5-3	8036088	6-9
80304167	5-9, 5-27	8035514	9-5, 9-7	8035780	9-9	8036090	6-9
80304168	5-9, 5-27	8035523	6-5, 6-9, 6-11	8035781	9-15	8036091	6-9
80304169	5-9, 5-27	8035536	9-5, 9-7, 9-45	8035800	9-5, 9-7	8036092	6-9
80304173	5-21, 5-37	8035539	9-5, 9-7	8035807	10-13	8036093	6-9
80304227	5-23	8035545	9-3	8035834	9-21	8036094	6-9
80304405	5-45	8035547	9-11	8035843	9-21	8036095	6-9
80304462	5-17, 5-35	8035561	9-26	8035844	9-21		



Part Number	Page	Part Number	Page	Part Number	Page	Part Number	Page
8036096	6-9	8036281	9-21	8205655	9-45	8270621	10-4
8036097	6-9	8036282	9-21	8205657	9-5, 9-7	8278007	4-3, 4-5, 5-41
8036098	6-9	8036283	9-21	8220079	10-47	8278012	4-3, 4-5
8036099	6-13	8036284	9-21	8220081	10-33, 10-43, 10-45, 10-47, 10-49, 10-51	8278020	4-15, 4-19
8036100	6-13	8036295	9-5, 9-7			8301443	7-9, 7-11, 7-13
8036102	6-14	80363178	10-33	8220084	10-43	8302470	1-5, 7-9, 7-11, 7-13
8036103	6-14	80363179	10-33	8220086	10-43	8303034	6-6
8036105	6-9	8036330	5-21, 5-37	8220087	10-43	8303041	2-5
8036110	6-19	8036388	6-19	8220089	10-24, 10-33, 10-43, 10-51	8303519	5-4
8036112	6-19	80364020	6-19			8303534	7-7
8036114	6-19	8036418	5-15, 5-33	8220123	10-43	8303540	2-17, 7-11, 10-10
8036118	6-19	8036447	5-17, 5-35	8220124	10-24, 10-25, 10-28	8303545	10-5
8036119	6-19	8036517	9-21	8220125	10-33	8303615	1-5
8036120	6-19	8036580	9-15	8220160	10-33	8303620	2-5, 2-7, 2-11, 2-15, 2-17
8036121	6-19	8036581	9-15	8220161	10-43	8303621	2-5, 2-7, 2-11, 2-15, 2-17
8036122	6-19	8036582	9-15	8220164	10-24, 10-29		
8036124	6-19	8036732	9-17	8220518	10-47	8303622	2-15, 8-19
8036128	6-19	8036747	9-15	8220536	10-24, 10-28	8303624	2-23, 2-25
8036129	6-19	8036750	9-3, 9-9, 9-17	8220548	10-24, 10-28	8303626	3-13, 5-73, 6-3, 8-3
8036145	9-9	8036758	5-15, 5-33	8220552	10-37	8303628	1-7
8036146	9-9	8036759	5-15, 5-33	8220553	10-33	8303629	9-17
8036147	9-9	8036784	9-17	8220890	10-33, 10-49, 10-51	83036342-19	2-21, 3-9, 3-11, 9-45
8036168	9-3	8036811	9-15, 9-17	8220904	10-41		
8036174	9-21	8036825	9-15, 9-17	8220927	10-24, 10-28, 10-33, 10-43	8303638	2-27
8036175	9-21	8036826	9-15			8303655	2-3
8036176	9-21	8036827	9-15	8220928	10-43	8303656	1-5
8036177	9-21	8036828	9-15	8220929	10-24, 10-28, 10-33, 10-43	8303658	3-9, 7-3
8036178	9-21	8036837	9-17			8303666	2-3
8036179	9-21	8036838	9-17	8220930	10-43	8303670	10-15, 10-17
8036180	9-22	8036839	9-17	8220931	10-43	8303675	2-7, 2-13, 8-3, 8-6
8036181	9-26	8036847	5-17, 5-35	8220932	10-43	8303679	2-13, 2-15
8036183	9-21	80373094	4-23	8220970	10-33, 10-37, 10-51	8303681	2-5, 2-7, 2-11, 2-13, 2-15, 2-17
8036184	9-21	80384187	6-9	8220971	10-49, 10-51		
8036185	9-21	80384192	6-9	8223025	10-10	8303697	2-3, 7-13
8036190	5-51, 5-53, 5-61	80384193	6-9	8223037	10-13	8303704	8-7
8036192	9-15	80384207	6-13	8223038	10-21	8303715	3-11, 8-21
8036196	6-5	8050001	1-3, 5-3	8223041	10-41	8303724	5-41
8036197	6-5	80604016	10-51	8223042	10-41	8303729	1-5
8036198	6-6	80604017	10-39	8223043	10-13	8303738	2-17
8036199	6-6	80604018	10-39	8223044	10-13	8303739	8-17, 8-19, 10-4
8036204	4-9	80604021	10-51	8223054	10-13	8303745	7-5, 10-18
8036209	10-17	80604023	10-51	8223057	10-17	8303746	10-4
8036210	10-17	8065062	3-11	8223059	10-15, 10-17	8303752	8-17, 9-13, 9-15
8036212	10-17	8065063	1-7	8223060	10-17	8303755	4-29, 4-31, 7-3
8036213	10-17	8065640	1-3, 2-3	8223073	10-17	8303757	6-19, 8-6, 8-15, 8-25
8036214	10-17	8065641	1-3	8223226	9-35	8303758	7-13
8036215	10-17	80933070	4-19	8223232	5-41	8303771	10-15, 10-17
8036216	10-15, 10-17	80963055	10-34, 10-43	8223536	1-7	8303772	9-9
8036218	10-15, 10-17, 10-18	80963056	10-24, 10-28, 10-43	8224045	7-9	8303782	9-3, 9-11
8036219	10-18	80963067	10-24	8224047	7-11	8303784	4-23, 4-29, 4-31
8036220	10-18	80963069	10-47	8225119	10-10, 10-17	8303798	4-21
8036221	10-18	81241382-19	2-21, 2-23, 2-25	8229233	10-10, 10-15, 10-17, 10-21	8303982	6-3
8036222	10-18	8127009	2-21			8305002	10-10
8036250	5-71	8127022	2-19, 2-21	8229234	10-10	8305004	1-5, 7-13, 10-10
8036257	9-21	8127024	2-23, 2-25	8229235	10-10, 10-17	8305006	8-15, 8-17
8036258	9-22	8160078	7-13	8229237	10-10	8305008	4-15
8036259	9-21, 9-22	8160406	7-13	8229238	10-10, 10-15, 10-17	8305012	3-13
8036260	9-22	8160418	7-13	8270620	10-10	8305014	1-3
8036263	9-21	8160419	7-9, 7-11				




## PART NUMBER INDEX

Part Number	Page	Part Number	Page	Part Number	Page	Part Number	Page
8305021	1-3	8307221	4-21	8310529	6-5, 6-11	8580110	7-9, 7-11, 7-13
8305619	2-27	8307904	2-3, 3-11	8310658	1-5	8580315	3-11
83056242-15, 2-17, 3-9, 10-4, 10-10		8307910	2-3	8310725	7-5	8580420	1-5
8305626	4-23, 6-17, 9-13, 9-15, 9-35, 10-15, 10-17, 10-18	8307911	2-3	8320265	4-7, 4-9, 9-35	8582007	10-10
8305643	2-3, 2-19, 2-21, 3-9, 3-11, 9-45	8307912	1-7, 5-3	8360005	6-20	8584001	3-11, 6-13, 8-17, 10-15, 10-17
8305644	1-7, 2-7, 2-11, 2-19, 2-21, 3-13, 4-3, 4-5, 5-73, 6-3, 7-3, 9-3, 9-9, 9-11, 9-17	8307913	1-7, 5-3	83683175	4-27	8584007	8-6
8305645	2-3, 2-7, 2-11, 2-17, 2-19, 2-21, 2-23, 2-25, 10-4, 10-15, 10-17	8307918	2-3, 3-11	8405007	4-3, 4-5, 4-15, 6-19	8584018	10-15, 10-17
83056462-19, 2-21, 2-23, 2-25		8310001	7-11	8405104	4-19	8630003	3-9, 8-11
8305652	10-4	8310009	8-9, 8-15, 8-17, 8-19	8405201	4-15, 4-19	8630019	5-4
8305906	2-3, 7-13	83100192-19, 2-21, 2-23, 2-25		8405202	6-19	8630021	7-9
8305916	7-7	8310020	2-19, 2-21	8405209	8-3	8640017	9-37
8307002	1-5, 10-10	8310026	2-15	8405211	4-15	8640028	8-19
8307003	10-10	8310039	9-13, 9-15	8405212	4-15	8640029	8-19
8307004	1-5, 6-19, 7-13, 8-6, 8-9, 8-15, 8-17, 8-19, 8-21, 8-25	8310046	10-4	8405301	4-21	8640032	8-19
8307005	2-5, 2-7, 2-11, 2-13, 2-15, 2-17, 7-7, 8-3, 8-6, 8-7, 8-19	8310066	2-21	8405305	4-23	8640123	8-3
8307006	5-3	8310067	4-3, 4-5, 5-41	8405402	4-21	8640208	8-3
8307007	2-23, 2-25, 3-13, 8-3	8310081	8-19	8405502	4-21	8642207	3-11
8307009	1-3	8310085	6-3	8405505	4-23	8642224	2-3
8307010	1-3	8310093	2-3	8406101	4-5, 4-11	86422372-19, 2-21, 2-23, 2-25	
8307011	6-3	8310109	4-19, 10-15, 10-17	8406105	4-31, 5-41	86983651	6-19
8307023	7-3	8310116	1-7, 5-3	8406302	8-6, 8-25	8750003	8-17, 8-19
8307024	6-3	8310129	1-3	8410021	4-23	8750011	8-17, 8-19
8307025	5-73	8310143	7-9	8420053	3-5, 3-7, 3-9, 3-11, 8-19	8750012	8-11, 8-19, 8-21
8307027	10-10	8310144	7-9	8420055	3-5, 3-7, 3-9, 3-11, 8-19	8750015	8-21
8307049	5-41	8310151	9-17	8420213	4-15	8750016	8-9, 8-11, 8-21
8307104	2-19, 2-21, 2-23, 2-25, 2-27	8310159	8-15, 8-23	8420221	4-21	87500178-6, 8-11, 8-13, 8-17, 8-19, 8-21	
8307106	2-3, 4-15, 6-17, 7-5, 8-15, 10-10	8310160	3-11	8430032	8-3, 8-11, 8-23, 9-37	8750024	6-19
8307109	7-11, 10-10	8310161	3-11	8430033	8-3, 9-26, 9-37	8750025	6-19, 8-6, 8-15, 8-25
8307110	10-4	8310163	9-35	8430034	4-13, 9-35	8750026	8-13, 8-15
8307111	10-10	8310164	5-73	8430037	8-3, 8-23	87500278-17, 8-19, 8-21, 10-4	
8307112	3-13, 6-3	8310205	2-21	8430043	8-3	8750040	8-6, 8-13, 8-15, 8-25
8307201	6-3	8310209	2-7, 2-11	8430081	8-11	8760108	8-6
8307202	1-5	8310210	2-21	8444228	9-25	8760140	8-9
8307203	1-5, 8-15, 8-17, 8-19	8310215	5-41	8444230	9-29	8760237	8-9
8307204	2-5, 2-7, 2-11, 2-13, 2-15, 2-17, 10-15, 10-17	8310235	2-7, 2-11	8466306	6-3, 11-5	8760268	8-3, 8-11, 8-21
8307206	2-7, 2-11, 5-73, 7-3	8310245	2-7, 2-11	8500066	10-21	8760463	8-17
8307219	10-5	8310259	5-3	8500203	10-17	8760465	8-19
8307220	5-73	8310266	2-27	8520001	2-3, 2-19, 2-21, 9-3, 9-11, 9-13, 9-15	8760468	8-15, 8-17
		8310276	2-27			8760477	8-17
		8310281	4-15	8520003	2-23, 2-25, 9-3, 9-11	8760548	5-41, 8-25
		8310302	3-9	85200131-7, 2-3, 9-5, 9-7, 9-9		8760552	9-35
		8310326	9-37	8520021	9-9	8765204	8-3, 8-17, 8-19, 8-23
		8310327	9-37	85220122-3, 2-19, 2-21, 2-23, 2-25, 9-3, 9-5, 9-7, 9-9, 9-11, 9-13, 9-15		8769122	8-17, 8-19
		8310337	8-6	8526007	2-3, 2-5, 2-7, 2-11, 2-13, 2-15, 2-27, 4-29, 4-31, 9-5, 9-7, 9-17	8769123	8-17, 8-19, 8-21
		8310356	5-4	8526011	9-3, 9-5, 9-7, 9-9, 9-11, 9-13, 9-17	8769126	10-4
		8310382	6-3			87691288-9, 8-15, 8-17, 8-19, 10-4	
		8310420	8-6, 8-15, 8-23	8526036	2-17	8769132	3-11
		8310425	5-3	8526048	8-17, 8-19	8769139	8-15
		8310431	2-3	8526203	5-75, 5-77	8769149	8-17
		8310435	3-9	8530030	8-3, 8-6	8769161	8-19
		8310475	1-7	8546407	8-3	8770016	3-11
		8310477	8-6			8770109	8-11
		8310478	8-23			8770120	8-11
		8310493	6-3			8770152	8-3
		8310494	4-23			8770157	8-13, 8-15
		8310497	2-3			8770173	8-6
		8310522	8-23				
		8310523	8-6				
		8310524	8-6				



Part Number	Page	Part Number	Page	Part Number	Page	Part Number	Page
8770175	8-11	91404319	6-9				
8770189	1-7, 8-11, 8-23	91474023	9-37				
8770289	8-23	91474434	9-39				
8780036	5-75	91474435	9-39				
8786514	5-75, 5-77	91474438	9-39				
8786572	5-4	91474439	9-39				
8786573	5-4	91474440	9-39				
88261017	7-11	91474441	9-39				
8841036	5-41	91474442	9-39				
88411094	10-15, 10-17	91474443	9-39				
8841319	4-29, 4-31	91474446	9-39				
88662192	9-37	91474447	9-39				
8866348	6-3	91474450	9-39				
8866351	6-3	91474451	9-39				
88671001	3-5	91474452	9-39				
8880218	5-4	91474453	9-39				
8880219	5-4	91474454	9-39				
8902111	9-37	91474455	9-39				
8902175	8-3, 8-11	91474456	9-39				
8902188	9-21	91474458	9-39				
8902857	8-21	91474459	9-39				
8902858	8-21	91474460	9-39				
8990147	6-3	91511145	7-3				
90022230	9-43	91513180	7-3				
90200003	3-3, 3-5, 3-9, 3-11	91514197	9-39				
90206196	1-5, 10-5	91514198	9-39				
90451058	3-9	91514199	9-39				
90554016	3-25, 3-29	91554018	10-33				
90554017	3-25	91563070	4-19				
90554018	3-25	91563129	4-21, 4-23				
90554020	3-29	91565064	6-17				
90554042	3-29	91565094	3-19				
90554045	9-47						
90554054	3-29						
90554062	3-25, 3-29						
90554065	3-25						
90554076	3-25, 3-29						
90554080	3-19						
91043125	3-33						
91043126	3-33						
91044080	9-43						
91081640	10-5						
91163129	4-19						
91343011	4-15						
91344032	6-9						
91344043	6-19						
91364023	4-23						
91401281	10-5						
91403193	5-4						
91403413	3-5, 3-7, 3-9, 3-11, 3-33, 8-19						
91403414	3-5, 3-7, 3-9, 3-11, 3-33, 8-19						
91404298	6-5, 6-19						
91404299	6-5						
91404301	6-5						
91404315	6-9						
91404317	6-9						
91404318	6-9						



# PART NUMBER INDEX

**Part Number**

**Page**

**Part Number**

**Page**

**Part Number**

**Page**

**Part Number**

**Page**







31200732



An Oshkosh Corporation Company

*JLG Industries, Inc.*  
1 JLG Drive  
McConnellsburg PA. 17233-9533  
USA  
Phone: +1-717-485-5161  
Customer Support Toll Free: 1-877-554-5438  
Fax: +1-717-485-6417

## **JLG Worldwide Locations**

---

JLG Industries (Australia)  
P.O. Box 5119  
11 Bolwarra Road  
Port Macquarie  
N.S.W. 2444  
Australia  
Phone: +61 2 65811111  
Fax: +61 2 65813058

JLG Latino Americana Ltda.  
Rua Antonia Martins Luiz, 580  
Distrito Industrial João Narezzi  
13347-404 Indaiatuba - SP  
Brazil  
Phone: +55 19 3936 8870  
Fax: +55 19 3935 2312

JLG Industries (UK) Ltd  
Bentley House  
Bentley Avenue  
Middleton  
Greater Manchester  
M24 2GP  
England  
Phone: +44 (0)161 654 1000  
Fax: +44 (0)161 654 1001

JLG France SAS  
Z.I. de Baulieu  
47400 Fauillet  
France  
Phone: +33 (0)5 53 88 31 70  
Fax: +33 (0)5 53 88 31 79

JLG Deutschland GmbH  
Max-Planck-Str. 21  
D - 27721 Ritterhude-Ihlpohl  
Germany  
Phone: +49 (0)421 69 350 20  
Fax: +49 (0)421 69 350 45

JLG Equipment Services Ltd.  
Rm 1107 Landmark North  
39 Lung Sum Avenue  
Sheung Shui N.T.  
Hong Kong  
Phone: +852 2639 5783  
Fax: +852 2639 5797

JLG Industries (Italia) s.r.l.  
Via Po. 22  
20010 Pregnana Milanese - MI  
Italy  
Phone: +39 029 359 5210  
Fax: +39 029 359 5845

JLG Europe B.V.  
Polaris Avenue 63  
2132 JH Hoofddorp  
The Netherlands  
Phone: +31 (0)23 565 5665  
Fax: +31 (0)23 557 2493

JLG Polska  
Ul. Krolewska  
00-060 Warszawa  
Poland  
Phone: +48 (0)914 320 245  
Fax: +48 (0)914 358 200

Plataformas Elevadoras  
JLG Iberica, S.L.  
Trapadella, 2  
P.I. Castellbisbal Sur  
08755Castellbisbal, Barcelona  
Spain  
Phone: +34 93 772 4 700  
Fax: +34 93 771 1762

JLG Sverige AB  
Enkopingsvagen 150  
Box 704  
SE - 176 27 Jarfalla  
Sweden  
Phone: +46 (0)850 659 500  
Fax: +46 (0)850 659 534